

LABORATORY REPORT

October 2, 2009

Brian Baker
Environmental Health & Engineering, Inc.
117 Fourth Avenue
Needham, MA 02494

RE: 16512

Dear Brian:

Enclosed are the results of the samples submitted to our laboratory on September 4, 2009. For your reference, these analyses have been assigned our service request number P0903146.

All analyses were performed according to our laboratory's NELAP-approved quality assurance program. The test results meet requirements of the current NELAP standards, where applicable, and except as noted in the laboratory case narrative provided. For a specific list of NELAP-accredited analytes, refer to the certifications section at www.caslab.com. Results are intended to be considered in their entirety and apply only to the samples analyzed and reported herein. Your report contains 229 pages.

Columbia Analytical Services, Inc. is certified by the California Department of Health Services, NELAP Laboratory Certificate No. 02115CA; Arizona Department of Health Services, Certificate No. AZ0694; Florida Department of Health, NELAP Certification E871020; New Jersey Department of Environmental Protection, NELAP Laboratory Certification ID #CA009; New York State Department of Health, NELAP NY Lab ID No: 11221; Oregon Environmental Laboratory Accreditation Program, NELAP ID: CA20007; The American Industrial Hygiene Association, Laboratory #101661; Department of the Navy (NFESC); Pennsylvania Registration No. 68-03307; TX Commission of Environmental Quality, NELAP ID T104704413-08-TX. Each of the certifications listed above have an explicit Scope of Accreditation that applies to specific matrices/methods/analytes; therefore, please contact me for information corresponding to a particular certification.

If you have any questions, please call me at (805) 526-7161.

Respectfully submitted,

Columbia Analytical Services, Inc.



Kate Aguilera
Project Manager

Client: Environmental Health & Engineering, Inc.
Project: 16512

CAS Project No: P0903146

CASE NARRATIVE

The samples were received intact under chain of custody on September 4, 2009 and were stored in accordance with the analytical method requirements. Please refer to the sample acceptance check form for additional information. The results reported herein are applicable only to the condition of the samples at the time of sample receipt.

Aldehyde Analysis

The samples were analyzed for aldehydes according to EPA Method TO-11A using high performance liquid chromatography (HPLC).

The results of analyses are given in the attached laboratory report. All results are intended to be considered in their entirety, and Columbia Analytical Services, Inc. (CAS) is not responsible for utilization of less than the complete report.

Client: Environmental Health & Engineering, Inc.
Project: 16512

Service Request: P0903146

SAMPLE CROSS-REFERENCE

<u>SAMPLE #</u>	<u>CLIENT SAMPLE ID</u>	<u>DATE</u>	<u>TIME</u>
P0903146-001	102819	9/2/09	00:00
P0903146-002	102820	9/2/09	00:00
P0903146-003	102821	9/2/09	00:00
P0903146-004	102822	9/2/09	00:00
P0903146-005	102823	9/2/09	00:00
P0903146-006	102824	9/2/09	00:00

CHAIN OF CUSTODY FORM

DATE: 09/02/09

FROM: Environmental Health and Engineering, Inc.
117 Fourth Avenue
Needham, MA 02494-2725

90903146

TO: Columbia Analytical IH Lab

Please send invoices to ATTN: Accounts Payable
Please send reports to ATTN: Data Coordinator

In all correspondence regarding this matter, please refer to EH&E Project # 16512
The cost of this analysis will be covered by EH&E Purchase Order # 16512
For EH & E Data Coordinator - URGENT DATA

- ①
- ②
- ③
- ④
- ⑤
- ⑥

SAMPLE ID	SAMPLE TYPE	ANALYTICAL METHOD/NUMBER	OTHER:Time/Date/Vol.
102819	AIR	EPA TO-11 Full List Aldehydes	09/02/09 103.4 L
102820	↓	↓	100.9
102821	↓	↓	101.8
102822	↓	↓	109.7
102823	↓	↓	94.3
102824	↓	↓	0L

Special instructions:

- Standard turn around time
- Rush by _____ date/time
- Other _____
- Fax results 781-247-4305
- RETURN SAMPLES
- Electronic transfer - datacoordinator@ehinc.com
- Additional report recipient fmiragishki@ehinc.com

Each signatory please return one copy of this form to the above address

Relinquished by: [Signature] of Environmental Health & Engineering, Inc. Date: 09/02/09
 Received by: [Signature] of (company name) CH Date: 09/01/09 1005
 Relinquished by: _____ of (company name) _____ Date: _____
 Received by: _____ of (company name) _____ Date: _____
 Relinquished by: _____ of (company name) _____ Date: _____
 Received by: _____ of (company name) _____ Date: _____
 Lab Data
 Received by: _____ of Environmental Health & Engineering, Inc. Date: _____

Columbia Analytical Services, Inc.
Sample Acceptance Check Form

Client: Environmental Health & Engineering, Inc.

Work order: P0903146

Project: 16512

Sample(s) received on: 09/04/09

Date opened: 09/04/09

by: MZAMORA

Note: This form is used for all samples received by CAS. The use of this form for custody seals is strictly meant to indicate presence/absence and not as an indication of compliance or nonconformity. Thermal preservation and pH will only be evaluated either at the request of the client and/or as required by the method/SOP.

- | | | Yes | No | N/A |
|----|--|-------------------------------------|-------------------------------------|-------------------------------------|
| 1 | Were sample containers properly marked with client sample ID? | <input checked="" type="checkbox"/> | <input type="checkbox"/> | <input type="checkbox"/> |
| 2 | Container(s) supplied by CAS ? | <input type="checkbox"/> | <input checked="" type="checkbox"/> | <input type="checkbox"/> |
| 3 | Did sample containers arrive in good condition? | <input checked="" type="checkbox"/> | <input type="checkbox"/> | <input type="checkbox"/> |
| 4 | Was a chain-of-custody provided? | <input checked="" type="checkbox"/> | <input type="checkbox"/> | <input type="checkbox"/> |
| 5 | Was the chain-of-custody properly completed? | <input type="checkbox"/> | <input checked="" type="checkbox"/> | <input type="checkbox"/> |
| 6 | Did sample container labels and/or tags agree with custody papers? | <input checked="" type="checkbox"/> | <input type="checkbox"/> | <input type="checkbox"/> |
| 7 | Was sample volume received adequate for analysis? | <input checked="" type="checkbox"/> | <input type="checkbox"/> | <input type="checkbox"/> |
| 8 | Are samples within specified holding times? | <input checked="" type="checkbox"/> | <input type="checkbox"/> | <input type="checkbox"/> |
| 9 | Was proper temperature (thermal preservation) of cooler at receipt adhered to?
Cooler Temperature <u>5</u> °C Blank Temperature _____ °C | <input checked="" type="checkbox"/> | <input type="checkbox"/> | <input type="checkbox"/> |
| 10 | Was a trip blank received?
Trip blank supplied by CAS: _____ | <input type="checkbox"/> | <input checked="" type="checkbox"/> | <input type="checkbox"/> |
| 11 | Were custody seals on outside of cooler/Box?
Location of seal(s)? _____ Sealing Lid?
Were signature and date included?
Were seals intact?
Were custody seals on outside of sample container?
Location of seal(s)? _____ Sealing Lid?
Were signature and date included?
Were seals intact? | <input type="checkbox"/> | <input checked="" type="checkbox"/> | <input type="checkbox"/> |
| 12 | Do containers have appropriate preservation , according to method/SOP or Client specified information?
Is there a client indication that the submitted samples are pH preserved?
Were VOA vials checked for presence/absence of air bubbles?
Does the client/method/SOP require that the analyst check the sample pH and <u>if necessary</u> alter it? | <input type="checkbox"/> | <input type="checkbox"/> | <input checked="" type="checkbox"/> |
| 13 | Tubes: Are the tubes capped and intact?
Do they contain moisture? | <input checked="" type="checkbox"/> | <input type="checkbox"/> | <input type="checkbox"/> |
| 14 | Badges: Are the badges properly capped and intact?
Are dual bed badges separated and individually capped and intact? | <input type="checkbox"/> | <input type="checkbox"/> | <input checked="" type="checkbox"/> |

Lab Sample ID	Container Description	Required pH *	Received pH	Adjusted pH	VOA Headspace (Presence/Absence)	Receipt / Preservation Comments
P0903146-001.01	Silica Gel DNPH Tube					
P0903146-002.01	Silica Gel DNPH Tube					
P0903146-003.01	Silica Gel DNPH Tube					
P0903146-004.01	Silica Gel DNPH Tube					
P0903146-005.01	Silica Gel DNPH Tube					
P0903146-006.01	Silica Gel DNPH Tube					

Explain any discrepancies: (include lab sample ID numbers): _____

Chain of Custody is missing time collected

*Required pH: Phenols/COD/NH3/TOC/TOX/NO3+NO2/TKN/T.PHOS, H2SO4 (pH<2); Metals, HNO3 (pH<2); CN (NaOH or NaOH/Asc Acid) (pH>12);

Diss. Sulfide, NaOH (pH>12); T. Sulfide, NaOH/ZnAc (pH>12)

RSK - MEEPP, HCL (pH<2); RSK - CO2, (pH 5-8); Sulfur (pH>4)

RESULTS OF ANALYSIS

COLUMBIA ANALYTICAL SERVICES, INC.

RESULTS OF ANALYSIS

Page 1 of 1

Client: Environmental Health & Engineering, Inc.

Client Sample ID: 102819

Client Project ID: 16512

CAS Project ID: P0903146

CAS Sample ID: P0903146-001

Test Code: EPA Method TO-11A

Instrument ID: HP1050/LC2

Analyst: Madeleine Dangazyan

Sampling Media: Silica Gel DNPH Tube

Test Notes: BC

Date Collected: 9/2/09

Date Received: 9/4/09

Date Analyzed: 9/16/09

Desorption Volume: 1.0 ml

Volume Sampled: 103.4 Liter(s)

CAS #	Compound	Result ng/Sample	Result µg/m ³	MRL µg/m ³	Result ppbV	MRL ppbV	Data Qualifier
50-00-0	Formaldehyde	2,400	24	0.97	19	0.79	BH
75-07-0	Acetaldehyde	1,800	17	0.97	9.4	0.54	BH
123-38-6	Propionaldehyde	150	1.5	0.97	0.63	0.41	BH
4170-30-3	Crotonaldehyde, Total	< 100	ND	0.97	ND	0.34	
123-72-8	Butyraldehyde	220	2.1	0.97	0.72	0.33	BH
100-52-7	Benzaldehyde	290	2.8	0.97	0.65	0.22	BH
590-86-3	Isovaleraldehyde	< 100	ND	0.97	ND	0.27	
110-62-3	Valeraldehyde	850	8.3	0.97	2.3	0.27	BH
529-20-4	o-Tolualdehyde	< 100	ND	0.97	ND	0.20	
620-23-5							
104-87-0	m,p-Tolualdehyde	< 200	ND	1.9	ND	0.39	
66-25-1	n-Hexaldehyde	3,300	32	0.97	7.8	0.24	BH
5779-94-2	2,5-Dimethylbenzaldehyde	< 100	ND	0.97	ND	0.18	

ND = Compound was analyzed for, but not detected above the laboratory reporting limit.

MRL = Method Reporting Limit - The minimum quantity of a target analyte that can be confidently determined by the referenced method.

BC = Results reported are not blank corrected.

BH = The back section of the tube yielded higher results than the front.

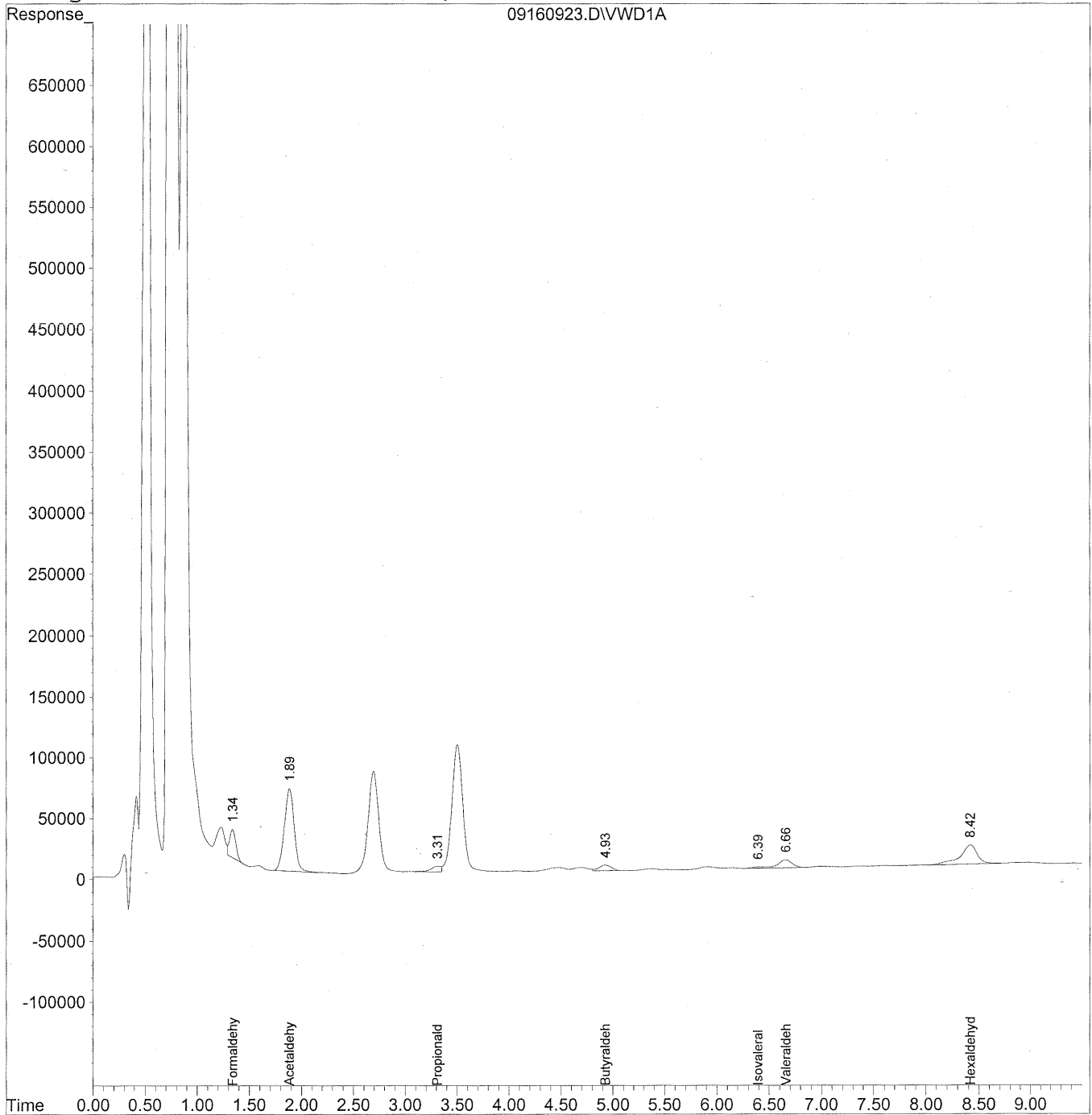
Verified By: ke Date: 9/23/09 **7**

Quantitation Report

Data File : J:\LC02\DATA\TO11A\2009_09\16\09160923.D Vial: 109
Acq On : 16-Sep-2009, 15:14 Operator: MD
Sample : P0903146-001 front 1.0ml Inst : VWD
Misc : Multiplr: 1.00
IntFile : events.e
Quant Time: Sep 21 16:15 19109 Quant Results File: TO110909.RES

Quant Method : J:\LC02\METHODS\TO110909.M (Chemstation Integrator)
Title : LC-1050 TO-11A ICAL
Last Update : Mon Sep 21 12:16:55 2009
Response via : Multiple Level Calibration
DataAcq Meth : TO-11A.M

Volume Inj. : 3uL
Signal Phase : Supelcosil LC-18
Signal Info : 3.3cm x 3mm, 3um



Data File : J:\LC02\DATA\TO11A\2009_09\16\09160923.D Vial: 109
 Acq On : 16-Sep-2009, 15:14 Operator: MD
 Sample : P0903146-001 front 1.0ml Inst : VWD
 Misc : Multiplr: 1.00
 IntFile : events.e
 Quant Time: Sep 21 16:15 19109 Quant Results File: TO110909.RES

Quant Method : J:\LC02\METHODS\TO110909.M (Chemstation Integrator)
 Title : LC-1050 TO-11A ICAL
 Last Update : Mon Sep 21 12:16:55 2009
 Response via : Initial Calibration
 DataAcq Meth : TO-11A.M

Volume Inj. : 3uL
 Signal Phase : Supelcosil LC-18
 Signal Info : 3.3cm x 3mm, 3um

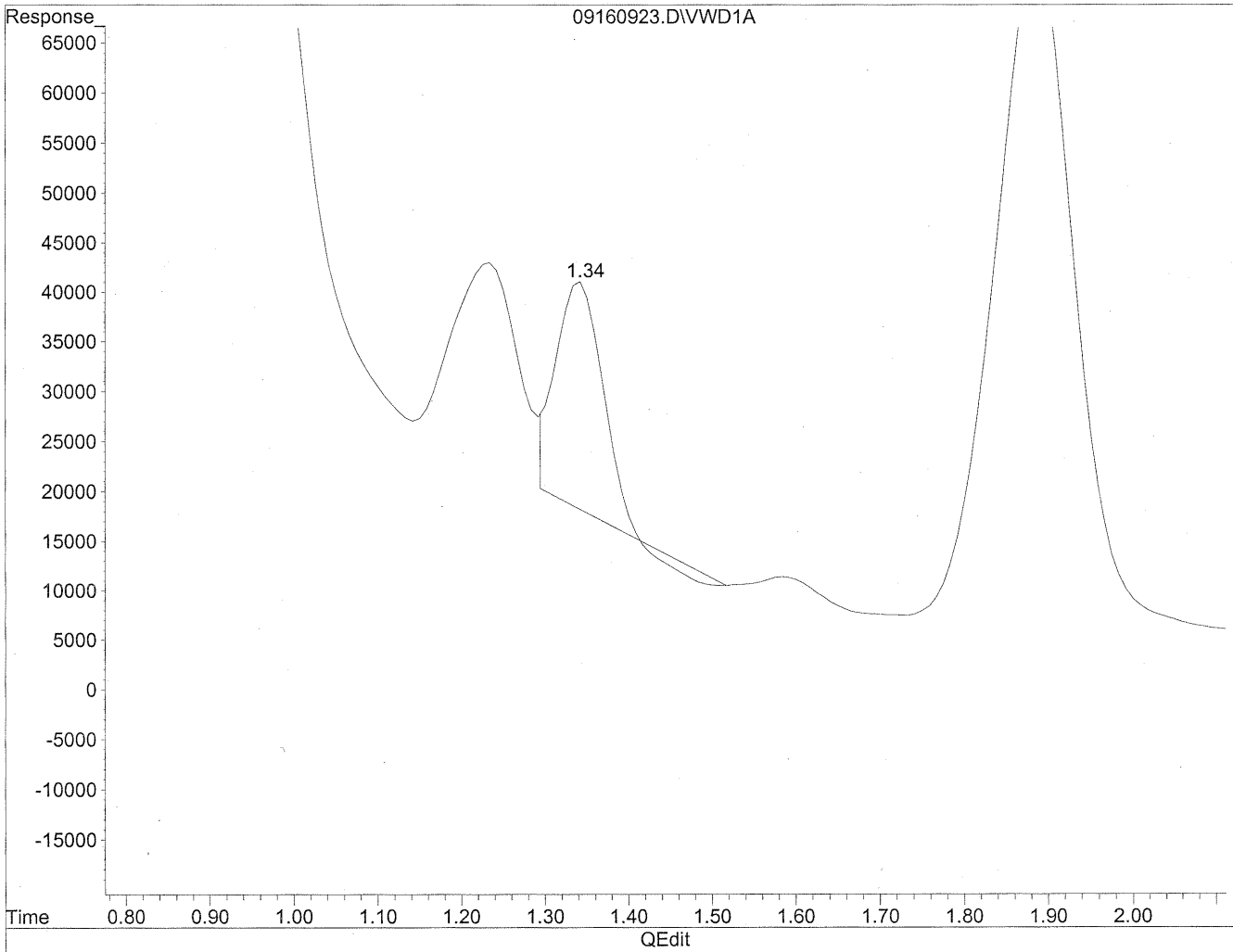
Compound	R.T.	Response	Conc	Units

Target Compounds				
1) Formaldehyde	1.34	947025	105.985	ng/mlm
2) Acetaldehyde	1.89	4439198	682.870	ng/mlm
3) Propionaldehyde	3.31	311335	59.897	ng/mlm
4) Crotonaldehyde	0.00	0	N.D.	ng/ml
5) Butyraldehyde	4.93	394765	97.406	ng/mlm
6) Benzaldehyde	0.00	0	N.D.	ng/ml
7) Isovaleraldehyde	6.40	73416	21.331	ng/ml
8) Valeraldehyde	6.66	627050	184.446	ng/ml
9) o-Tolualdehyde	0.00	0	N.D.	ng/ml
10) m,p-Tolualdehyde	0.00	0	N.D.	ng/ml
11) Hexaldehyde	8.42	1727602	583.506	ng/mlm
12) 2,5-Dimethylbenzaldehyde	0.00	0	N.D.	ng/ml

Quantitation Report

Data File : J:\LC02\DATA\TO11A\2009_09\16\09160923.D Vial: 109
Acq On : 16-Sep-2009, 15:14 Operator: MD
Sample : P0903146-001 front 1.0ml Inst : VWD
Misc : Multiplr: 1.00
IntFile : events.e
Quant Time: Sep 21 16:13 19109 Quant Results File: TO110909.RES

Method : J:\LC02\METHODS\TO110909.M (Chemstation Integrator)
Title : LC-1050 TO-11A ICAL
Last Update : Mon Sep 21 12:16:55 2009
Response via : Multiple Level Calibration

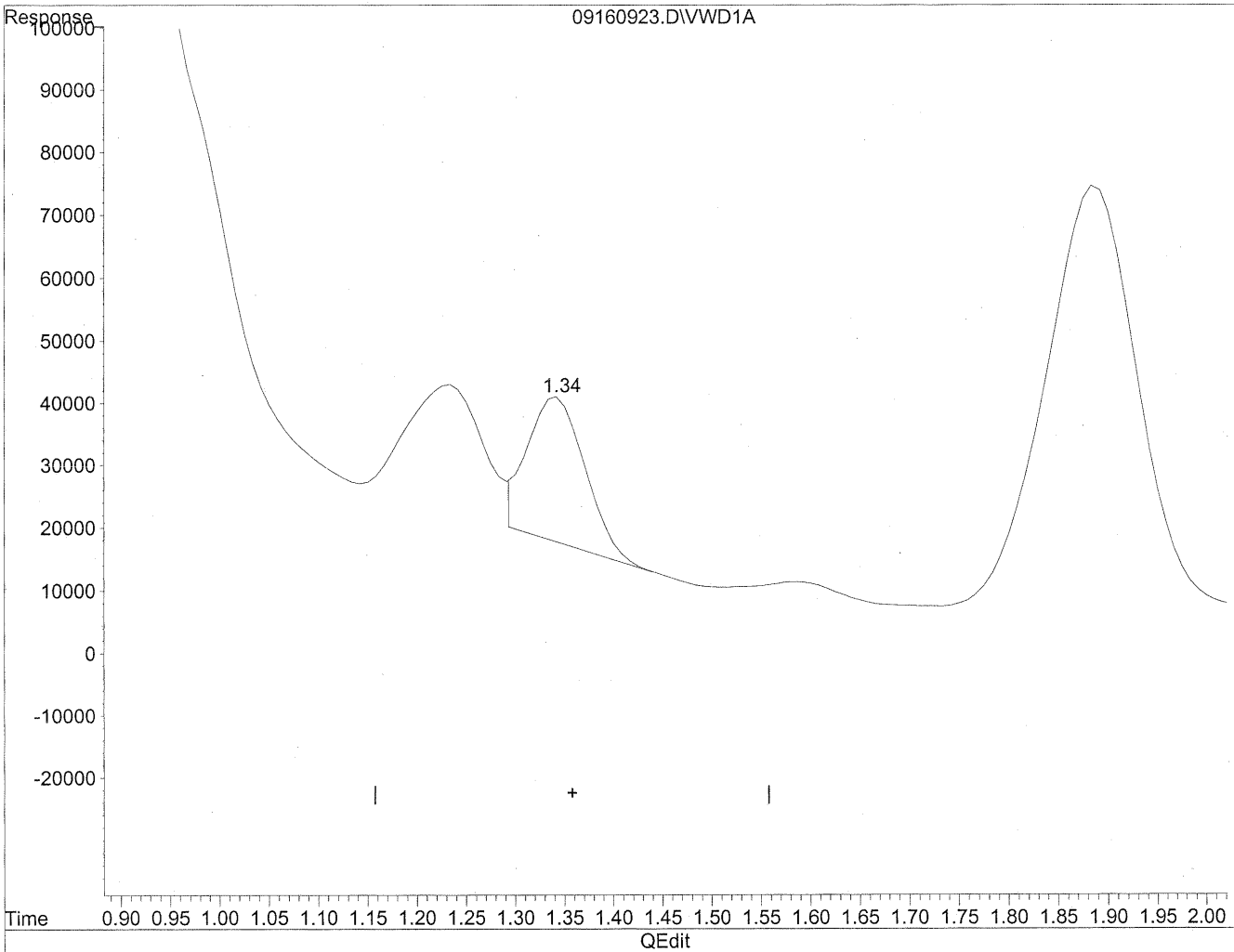


(1) Formaldehyde
1.34min 99.415ng/ml
response 888315

Quantitation Report

Data File : J:\LC02\DATA\TO11A\2009_09\16\09160923.D Vial: 109
Acq On : 16-Sep-2009, 15:14 Operator: MD
Sample : P0903146-001 front 1.0ml Inst : VWD
Misc : Multiplr: 1.00
IntFile : events.e
Quant Time: Sep 21 16:13 19109 Quant Results File: TO110909.RES

Method : J:\LC02\METHODS\TO110909.M (Chemstation Integrator)
Title : LC-1050 TO-11A ICAL
Last Update : Mon Sep 21 12:16:55 2009
Response via : Multiple Level Calibration



(1) Formaldehyde
1.34min 105.985ng/ml m
response 947025

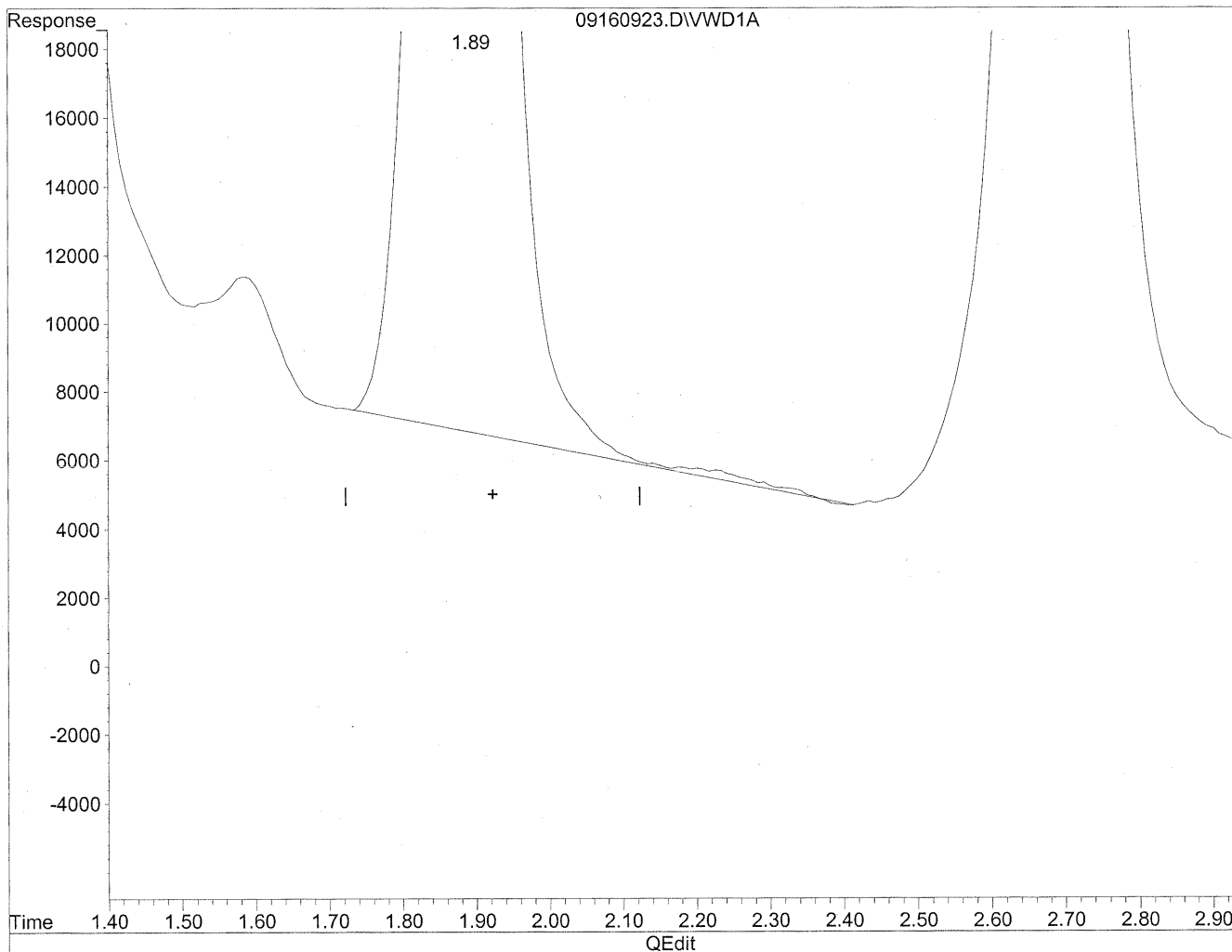
MD
9/22/09
rz

xc
9/22/09

Quantitation Report

Data File : J:\LC02\DATA\TO11A\2009_09\16\09160923.D Vial: 109
Acq On : 16-Sep-2009, 15:14 Operator: MD
Sample : P0903146-001 front 1.0ml Inst : VWD
Misc : Multiplr: 1.00
IntFile : events.e
Quant Time: Sep 21 16:13 19109 Quant Results File: TO110909.RES

Method : J:\LC02\METHODS\TO110909.M (Chemstation Integrator)
Title : LC-1050 TO-11A ICAL
Last Update : Mon Sep 21 12:16:55 2009
Response via : Multiple Level Calibration

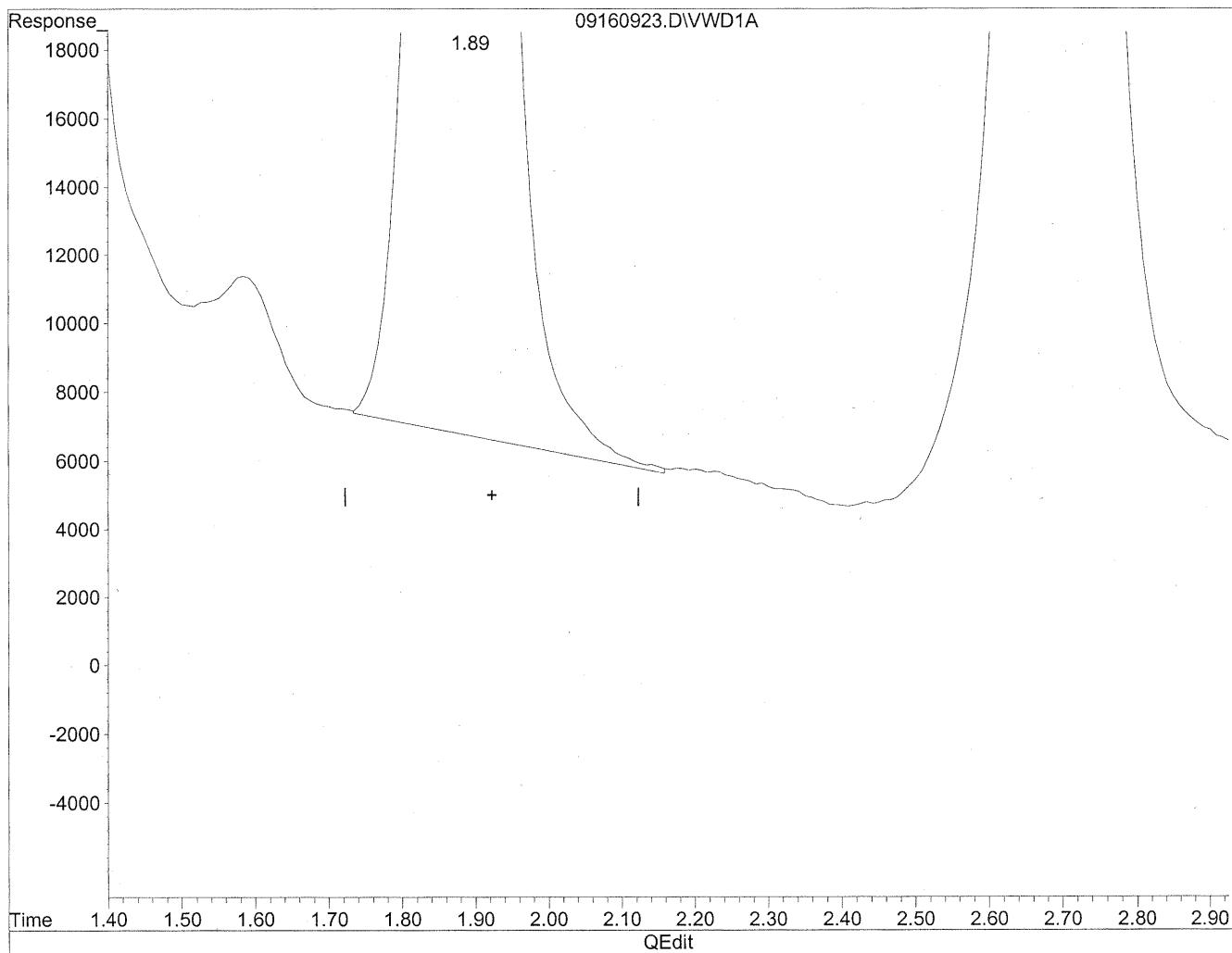


(2) Acetaldehyde
1.89min 683.393ng/ml
response 4442599

Quantitation Report

Data File : J:\LC02\DATA\TO11A\2009_09\16\09160923.D Vial: 109
Acq On : 16-Sep-2009, 15:14 Operator: MD
Sample : P0903146-001 front 1.0ml Inst : VWD
Misc : Multiplr: 1.00
IntFile : events.e
Quant Time: Sep 21 16:13 19109 Quant Results File: TO110909.RES

Method : J:\LC02\METHODS\TO110909.M (Chemstation Integrator)
Title : LC-1050 TO-11A ICAL
Last Update : Mon Sep 21 12:16:55 2009
Response via : Multiple Level Calibration



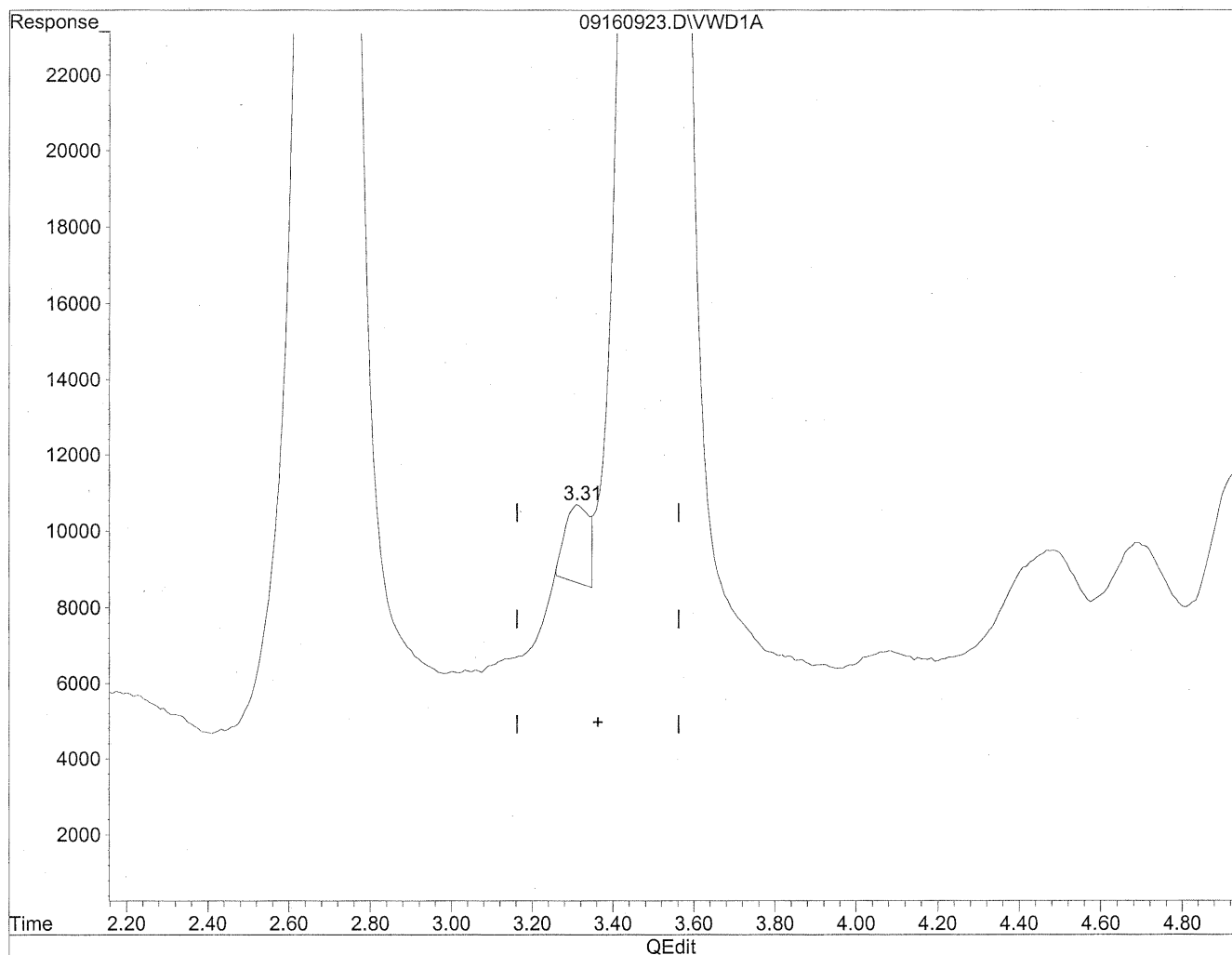
(2) Acetaldehyde
1.89min 682.870ng/ml m
response 4439198

MD
9/22/09
ic

Quantitation Report

Data File : J:\LC02\DATA\TO11A\2009_09\16\09160923.D Vial: 109
Acq On : 16-Sep-2009, 15:14 Operator: MD
Sample : P0903146-001 front 1.0ml Inst : VWD
Misc : Multiplr: 1.00
IntFile : events.e
Quant Time: Sep 21 16:13 19109 Quant Results File: TO110909.RES

Method : J:\LC02\METHODS\TO110909.M (Chemstation Integrator)
Title : LC-1050 TO-11A ICAL
Last Update : Mon Sep 21 12:16:55 2009
Response via : Multiple Level Calibration

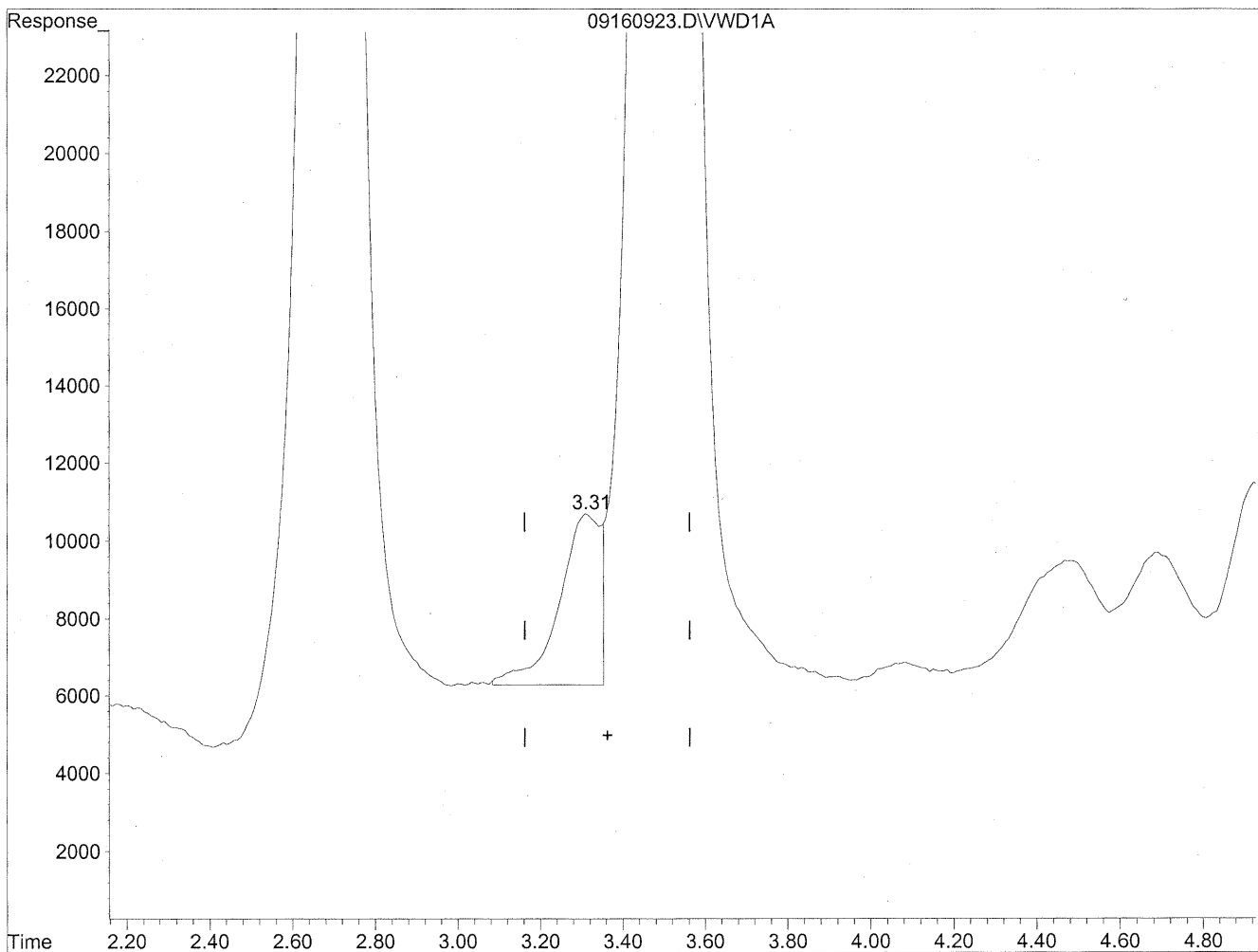


(3) Propionaldehyde
3.31min 15.581ng/ml
response 80988

Quantitation Report

Data File : J:\LC02\DATA\TO11A\2009_09\16\09160923.D Vial: 109
Acq On : 16-Sep-2009, 15:14 Operator: MD
Sample : P0903146-001 front 1.0ml Inst : VWD
Misc : Multiplr: 1.00
IntFile : events.e
Quant Time: Sep 21 16:13 19109 Quant Results File: TO110909.RES

Method : J:\LC02\METHODS\TO110909.M (Chemstation Integrator)
Title : LC-1050 TO-11A ICAL
Last Update : Mon Sep 21 12:16:55 2009
Response via : Multiple Level Calibration



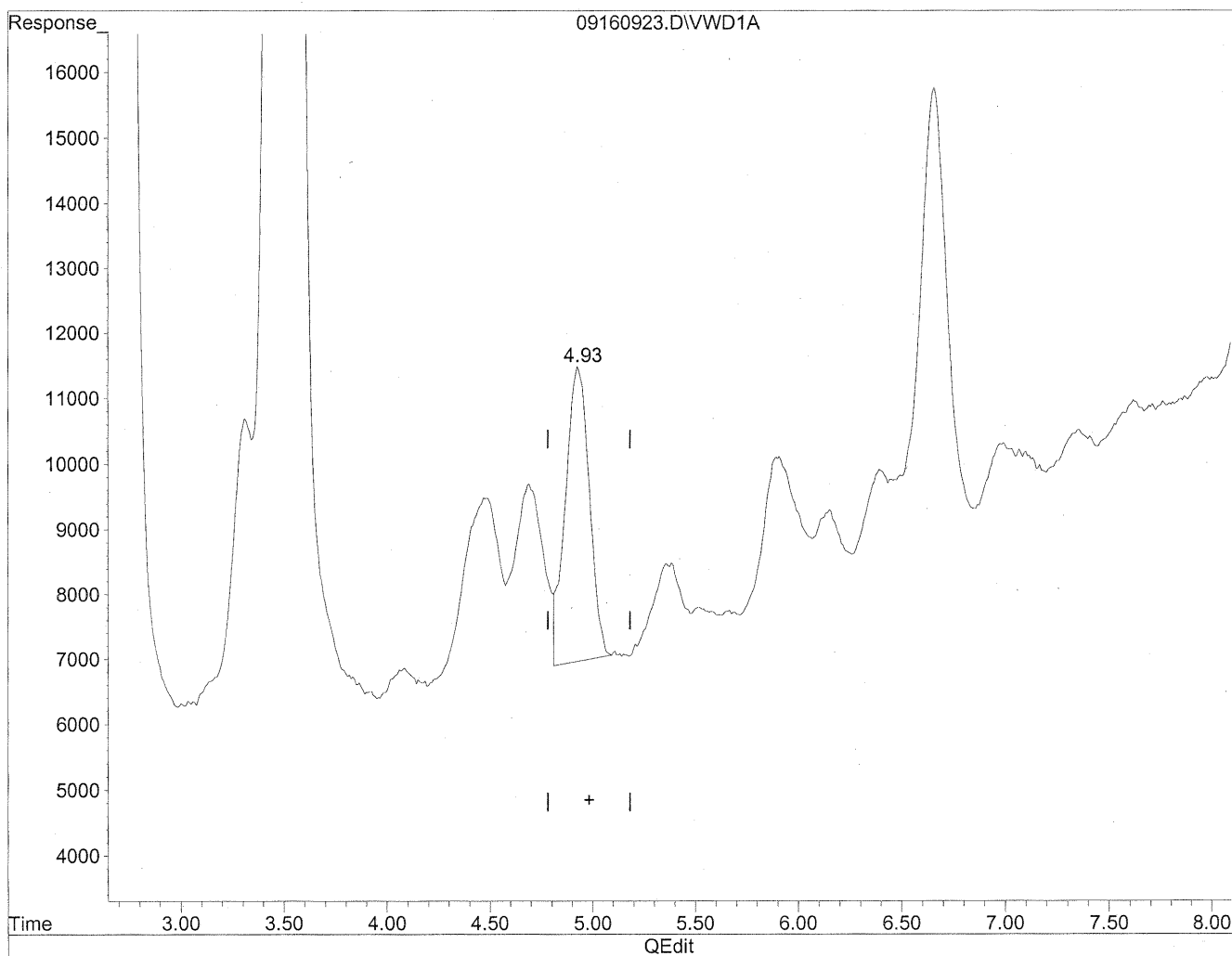
(3) Propionaldehyde
3.31min 59.897ng/ml m
response 311335

MD
9/21/09
ic
HC
9/22/09

Quantitation Report

Data File : J:\LC02\DATA\TO11A\2009_09\16\09160923.D Vial: 109
Acq On : 16-Sep-2009, 15:14 Operator: MD
Sample : P0903146-001 front 1.0ml Inst : VWD
Misc : Multiplr: 1.00
IntFile : events.e
Quant Time: Sep 21 16:13 19109 Quant Results File: TO110909.RES

Method : J:\LC02\METHODS\TO110909.M (Chemstation Integrator)
Title : LC-1050 TO-11A ICAL
Last Update : Mon Sep 21 12:16:55 2009
Response via : Multiple Level Calibration

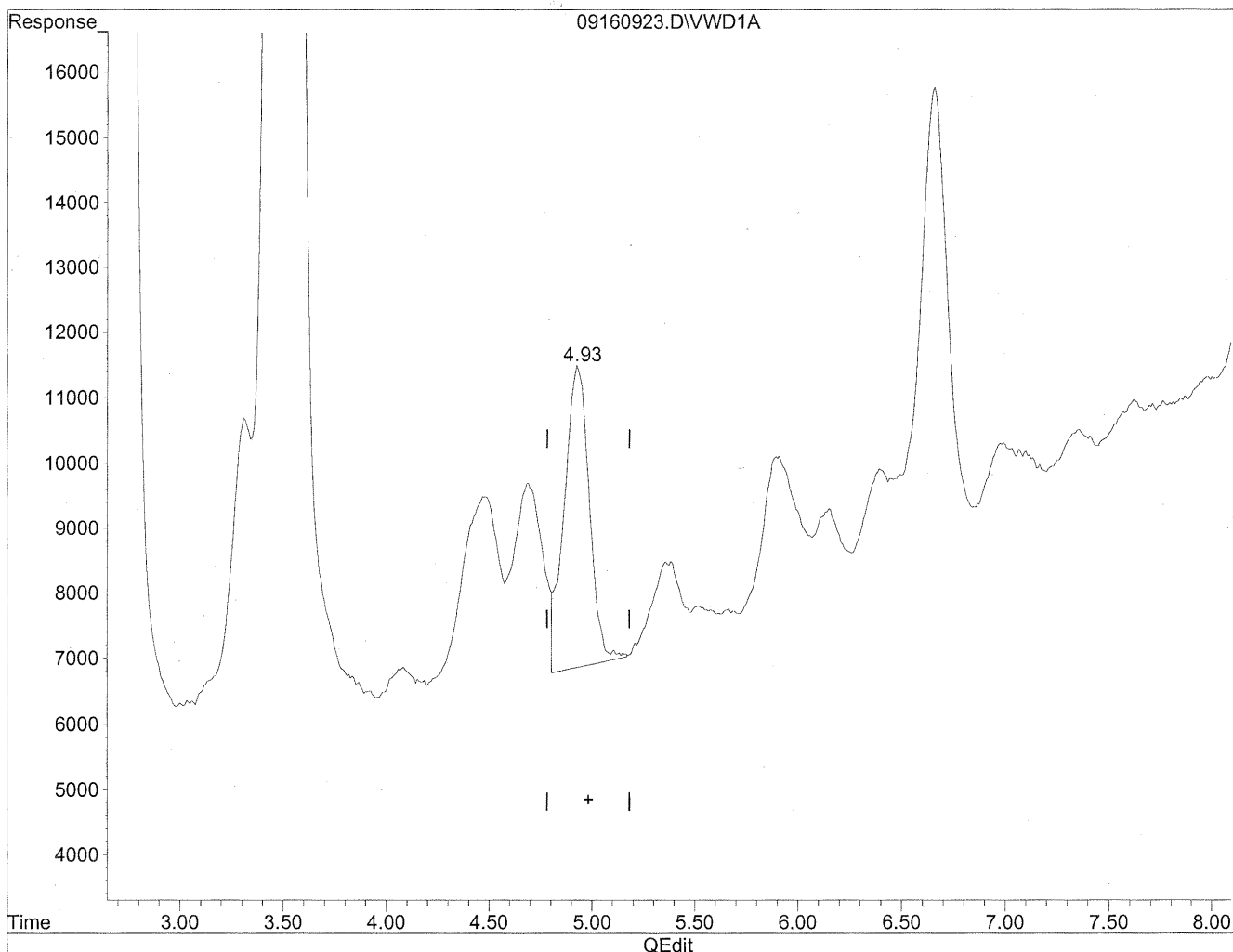


(5) Butyraldehyde
4.93min 91.278ng/ml
response 369929

Quantitation Report

Data File : J:\LC02\DATA\TO11A\2009_09\16\09160923.D Vial: 109
Acq On : 16-Sep-2009, 15:14 Operator: MD
Sample : P0903146-001 front 1.0ml Inst : VWD
Misc : Multiplr: 1.00
IntFile : events.e
Quant Time: Sep 21 16:13 19109 Quant Results File: TO110909.RES

Method : J:\LC02\METHODS\TO110909.M (Chemstation Integrator)
Title : LC-1050 TO-11A ICAL
Last Update : Mon Sep 21 12:16:55 2009
Response via : Multiple Level Calibration



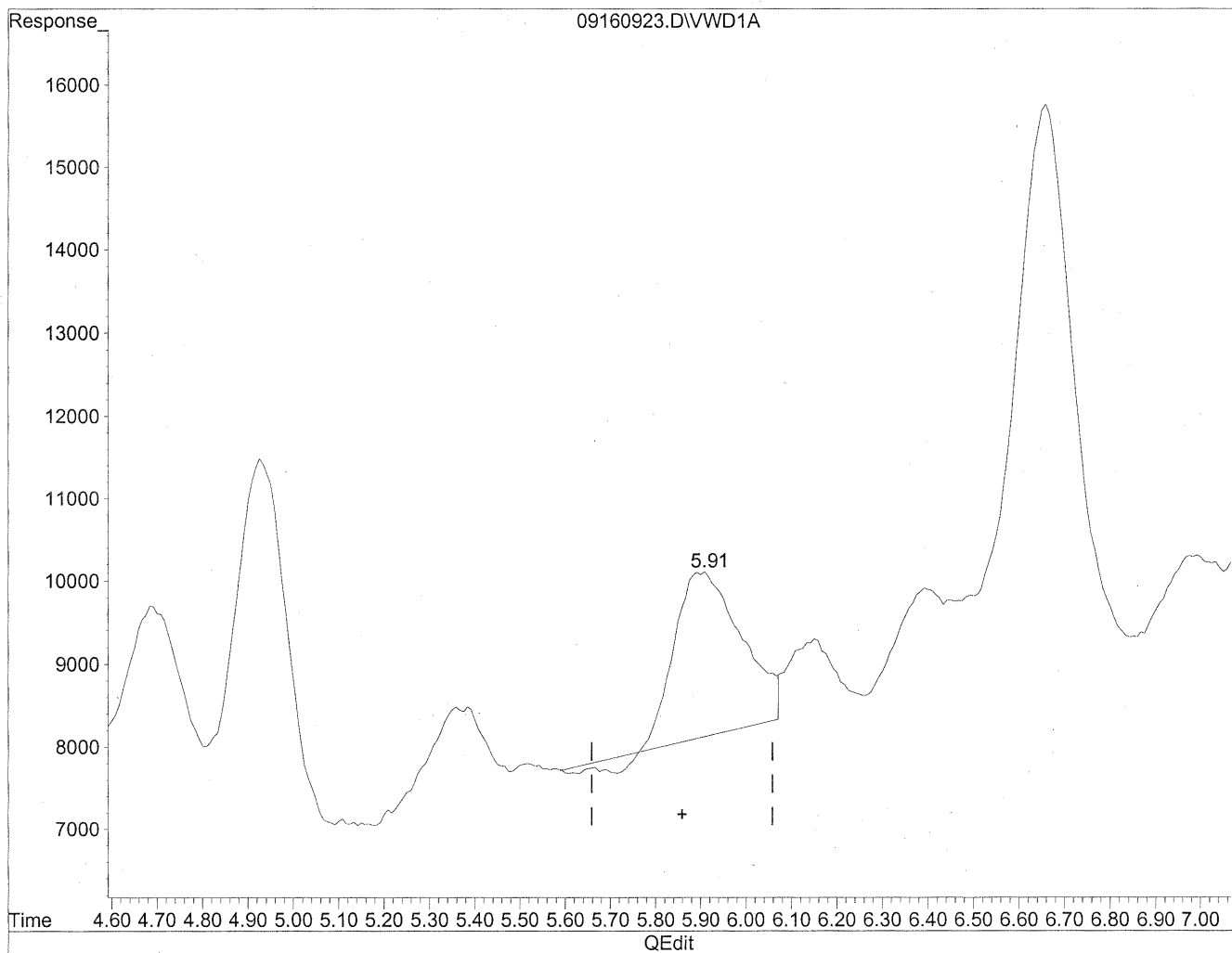
(5) Butyraldehyde
4.93min 97.406ng/ml m
response 394765

Handwritten notes:
MM (circled)
HC
9/22/09
BC

Quantitation Report

Data File : J:\LC02\DATA\TO11A\2009_09\16\09160923.D Vial: 109
Acq On : 16-Sep-2009, 15:14 Operator: MD
Sample : P0903146-001 front 1.0ml Inst : VWD
Misc : Multiplr: 1.00
IntFile : events.e
Quant Time: Sep 21 16:13 19109 Quant Results File: TO110909.RES

Method : J:\LC02\METHODS\TO110909.M (Chemstation Integrator)
Title : LC-1050 TO-11A ICAL
Last Update : Mon Sep 21 12:16:55 2009
Response via : Multiple Level Calibration

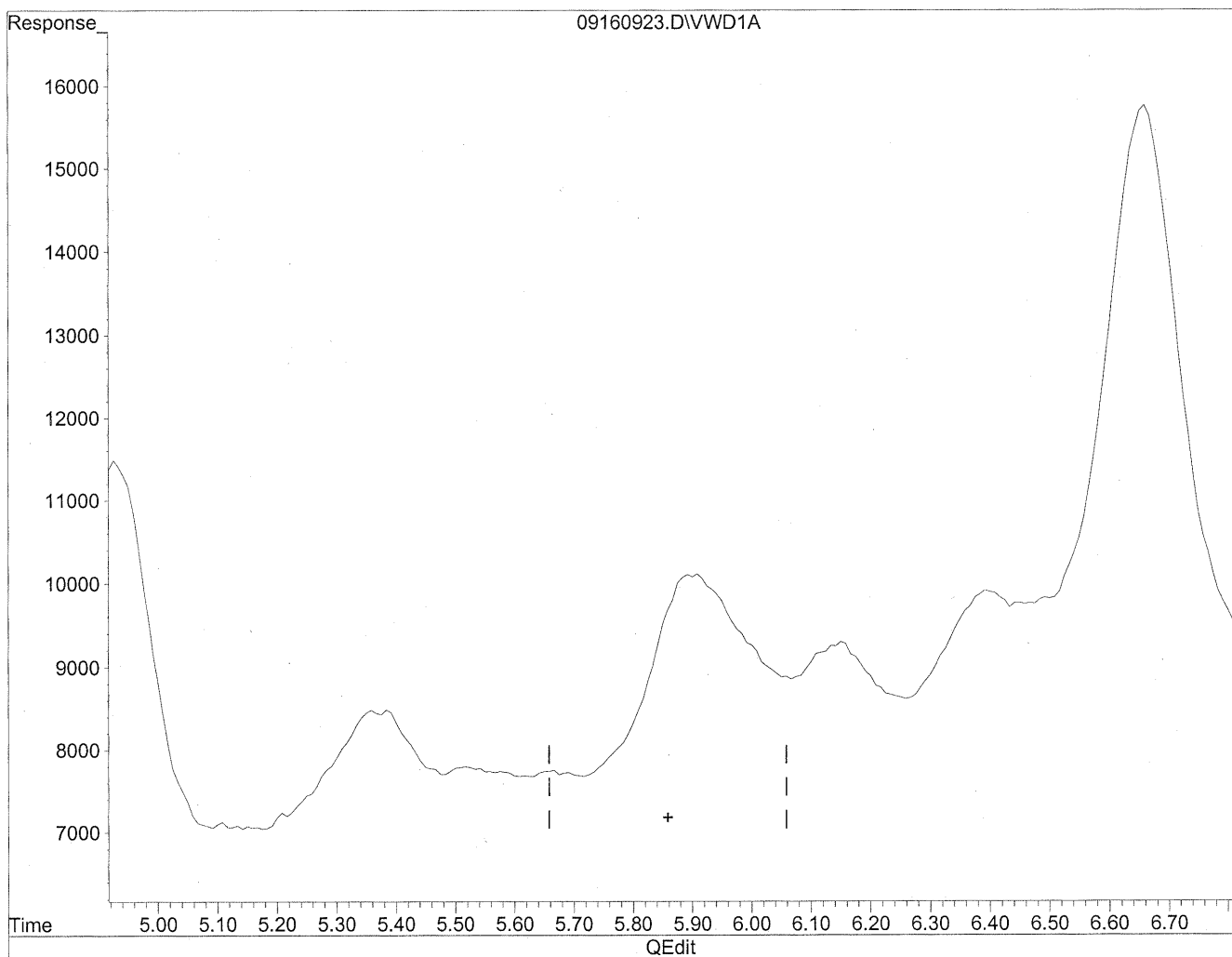


(6) Benzaldehyde
5.91min 70.847ng/ml
response 193298

Quantitation Report

Data File : J:\LC02\DATA\TO11A\2009_09\16\09160923.D Vial: 109
Acq On : 16-Sep-2009, 15:14 Operator: MD
Sample : P0903146-001 front 1.0ml Inst : VWD
Misc : Multiplr: 1.00
IntFile : events.e
Quant Time: Sep 21 16:13 19109 Quant Results File: TO110909.RES

Method : J:\LC02\METHODS\TO110909.M (Chemstation Integrator)
Title : LC-1050 TO-11A ICAL
Last Update : Mon Sep 21 12:16:55 2009
Response via : Multiple Level Calibration



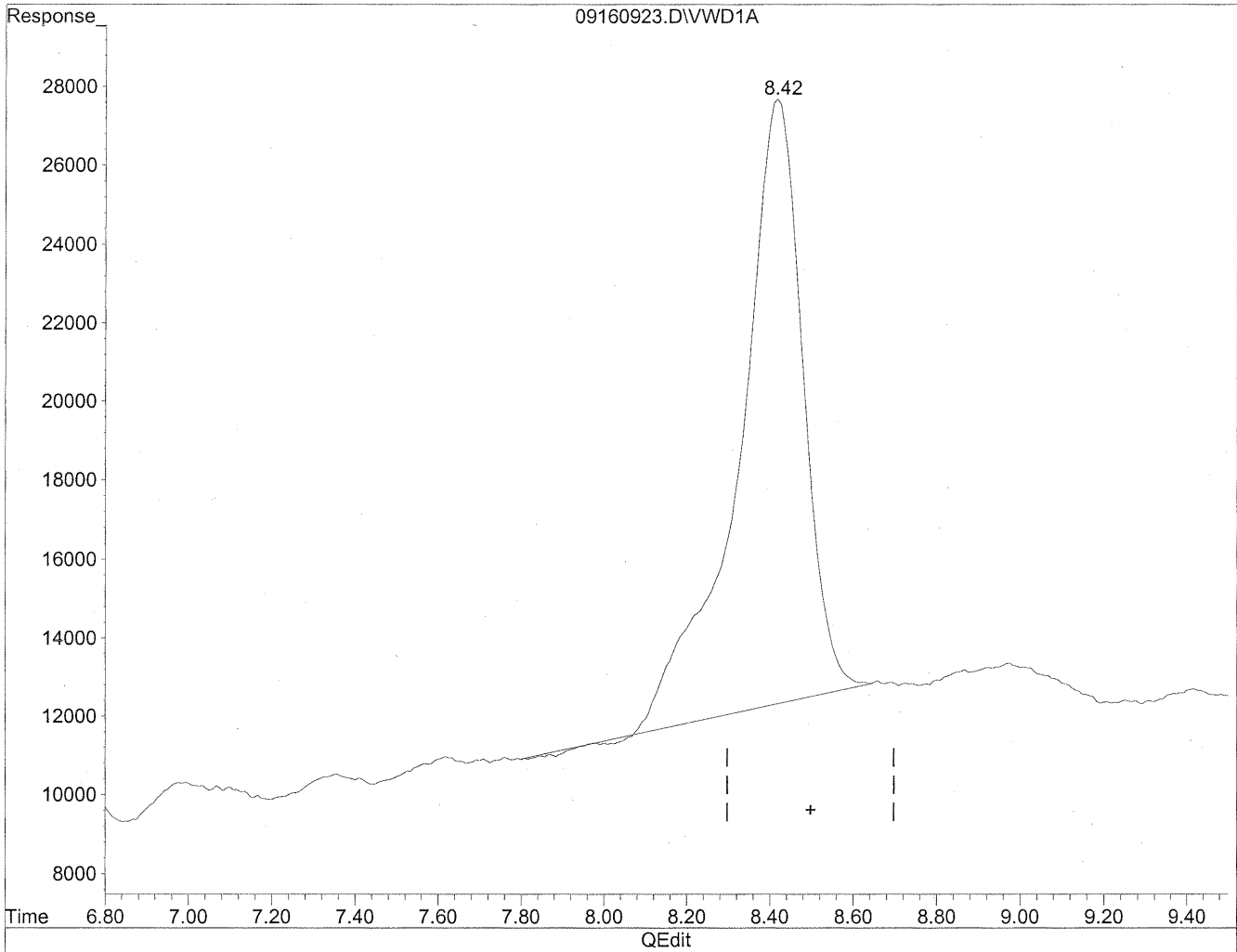
(6) Benzaldehyde
0.00min 0.000ng/ml d
response 0

MD
9/22/09
MP
see 9/23/09

Quantitation Report

Data File : J:\LC02\DATA\TO11A\2009_09\16\09160923.D Vial: 109
Acq On : 16-Sep-2009, 15:14 Operator: MD
Sample : P0903146-001 front 1.0ml Inst : VWD
Misc : Multiplr: 1.00
IntFile : events.e
Quant Time: Sep 21 16:13 19109 Quant Results File: TO110909.RES

Method : J:\LC02\METHODS\TO110909.M (Chemstation Integrator)
Title : LC-1050 TO-11A ICAL
Last Update : Mon Sep 21 12:16:55 2009
Response via : Multiple Level Calibration

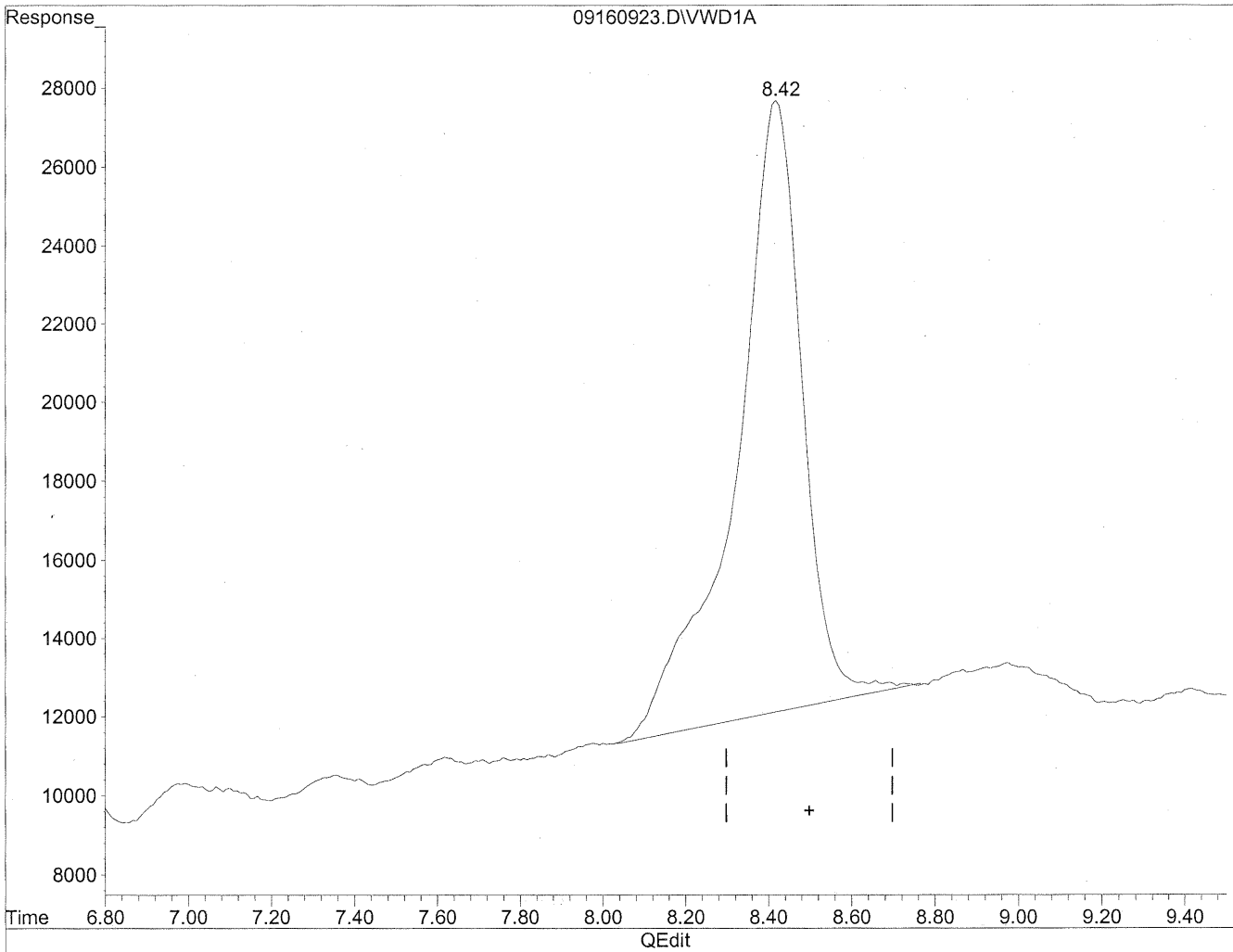


(11) Hexaldehyde
8.42min 553.237ng/ml
response 1637983

Quantitation Report

Data File : J:\LC02\DATA\TO11A\2009_09\16\09160923.D Vial: 109
Acq On : 16-Sep-2009, 15:14 Operator: MD
Sample : P0903146-001 front 1.0ml Inst : VWD
Misc : Multiplr: 1.00
IntFile : events.e
Quant Time: Sep 21 16:13 19109 Quant Results File: TO110909.RES

Method : J:\LC02\METHODS\TO110909.M (Chemstation Integrator)
Title : LC-1050 TO-11A ICAL
Last Update : Mon Sep 21 12:16:55 2009
Response via : Multiple Level Calibration



(11) Hexaldehyde
8.42min 583.506ng/ml m
response 1727602

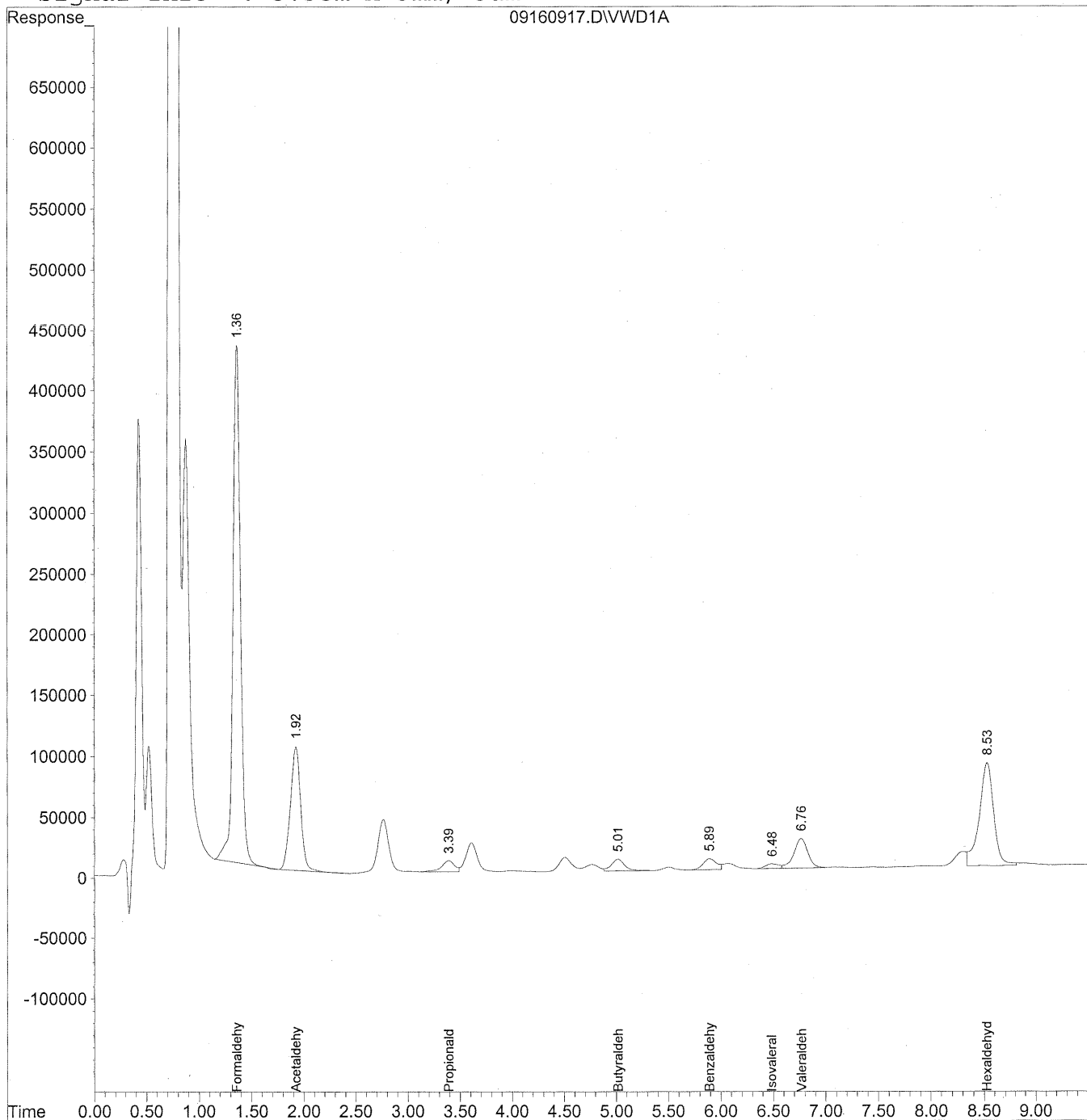
Handwritten notes:
ML
9/22/09
re

Quantitation Report

Data File : J:\LC02\DATA\TO11A\2009_09\16\09160917.D Vial: 103
Acq On : 16-Sep-2009, 14:02 Operator: MD
Sample : P0903146-001 back 1.0ml Inst : VWD
Misc : Multiplr: 1.00
IntFile : events.e
Quant Time: Sep 21 16:08 19109 Quant Results File: TO110909.RES

Quant Method : J:\LC02\METHODS\TO110909.M (Chemstation Integrator)
Title : LC-1050 TO-11A ICAL
Last Update : Mon Sep 21 12:16:55 2009
Response via : Multiple Level Calibration
DataAcq Meth : TO-11A.M

Volume Inj. : 3uL
Signal Phase : Supelcosil LC-18
Signal Info : 3.3cm x 3mm, 3um



Data File : J:\LC02\DATA\TO11A\2009_09\16\09160917.D Vial: 103
 Acq On : 16-Sep-2009, 14:02 Operator: MD
 Sample : P0903146-001 back 1.0ml Inst : VWD
 Misc : Multiplr: 1.00
 IntFile : events.e
 Quant Time: Sep 21 16:08 19109 Quant Results File: TO110909.RES

Quant Method : J:\LC02\METHODS\TO110909.M (Chemstation Integrator)
 Title : LC-1050 TO-11A ICAL
 Last Update : Mon Sep 21 12:16:55 2009
 Response via : Initial Calibration
 DataAcq Meth : TO-11A.M

Volume Inj. : 3uL
 Signal Phase : Supelcosil LC-18
 Signal Info : 3.3cm x 3mm, 3um

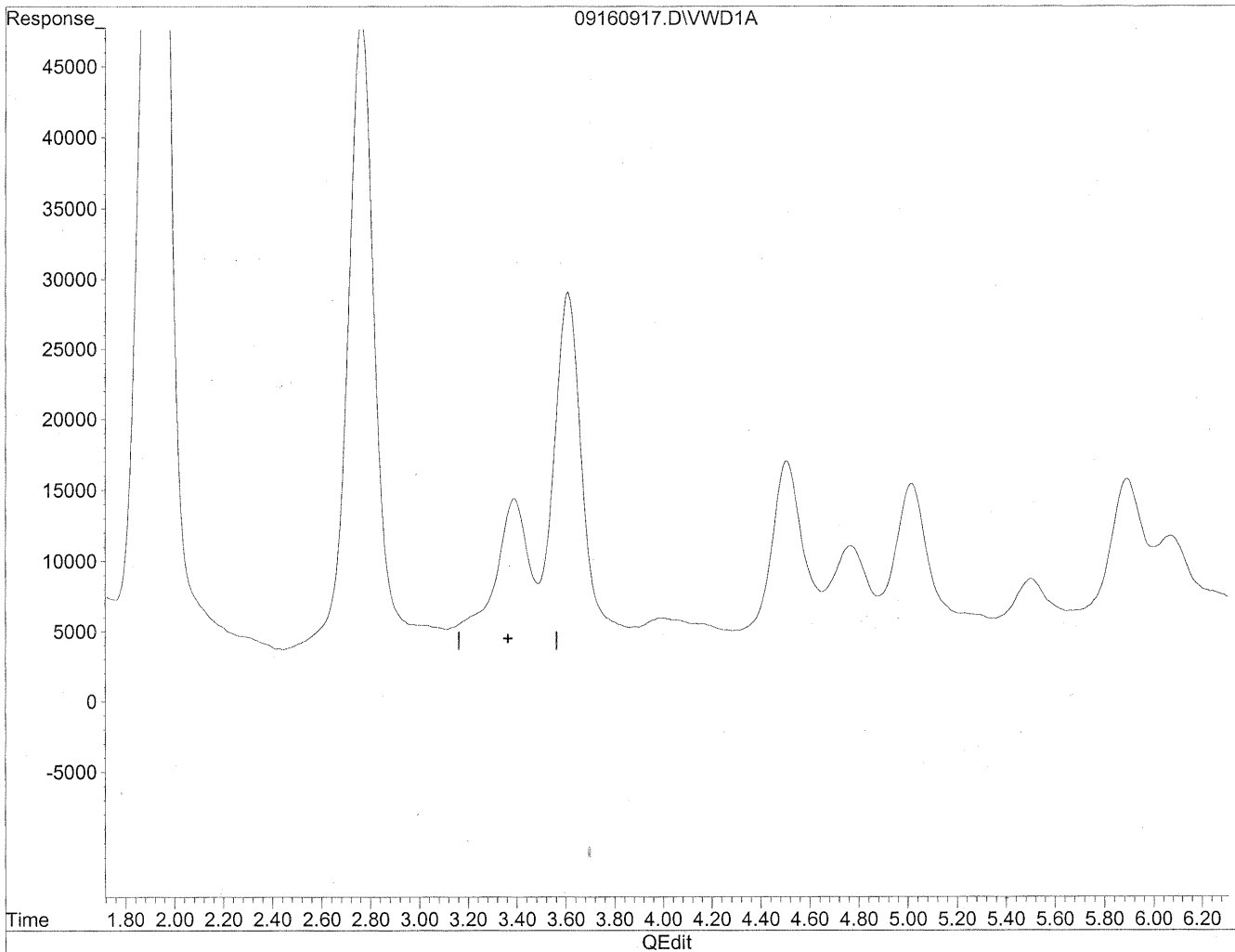
Compound	R.T.	Response	Conc	Units

Target Compounds				
1) Formaldehyde	1.37	20937908	2343.245	ng/ml
2) Acetaldehyde	1.93	6981341	1073.921	ng/ml
3) Propionaldehyde	3.39	802946	154.477	ng/mlm
4) Crotonaldehyde	0.00	0	N.D.	ng/ml
5) Butyraldehyde	5.02	885481	218.488	ng/ml
6) Benzaldehyde	5.89	797466	292.286	ng/ml
7) Isovaleraldehyde	6.49	334070	97.063	ng/ml
8) Valeraldehyde	6.76	2277403	669.895	ng/mlm
9) o-Tolualdehyde	0.00	0	N.D.	ng/ml
10) m,p-Tolualdehyde	0.00	0	N.D.	ng/ml
11) Hexaldehyde	8.53	8073683	2726.928	ng/mlm
12) 2,5-Dimethylbenzaldehyde	0.00	0	N.D.	ng/ml

Quantitation Report

Data File : J:\LC02\DATA\TO11A\2009_09\16\09160917.D Vial: 103
Acq On : 16-Sep-2009, 14:02 Operator: MD
Sample : P0903146-001 back 1.0ml Inst : VWD
Misc : Multiplr: 1.00
IntFile : events.e
Quant Time: Sep 21 16:05 19109 Quant Results File: TO110909.RES

Method : J:\LC02\METHODS\TO110909.M (Chemstation Integrator)
Title : LC-1050 TO-11A ICAL
Last Update : Mon Sep 21 12:16:55 2009
Response via : Multiple Level Calibration

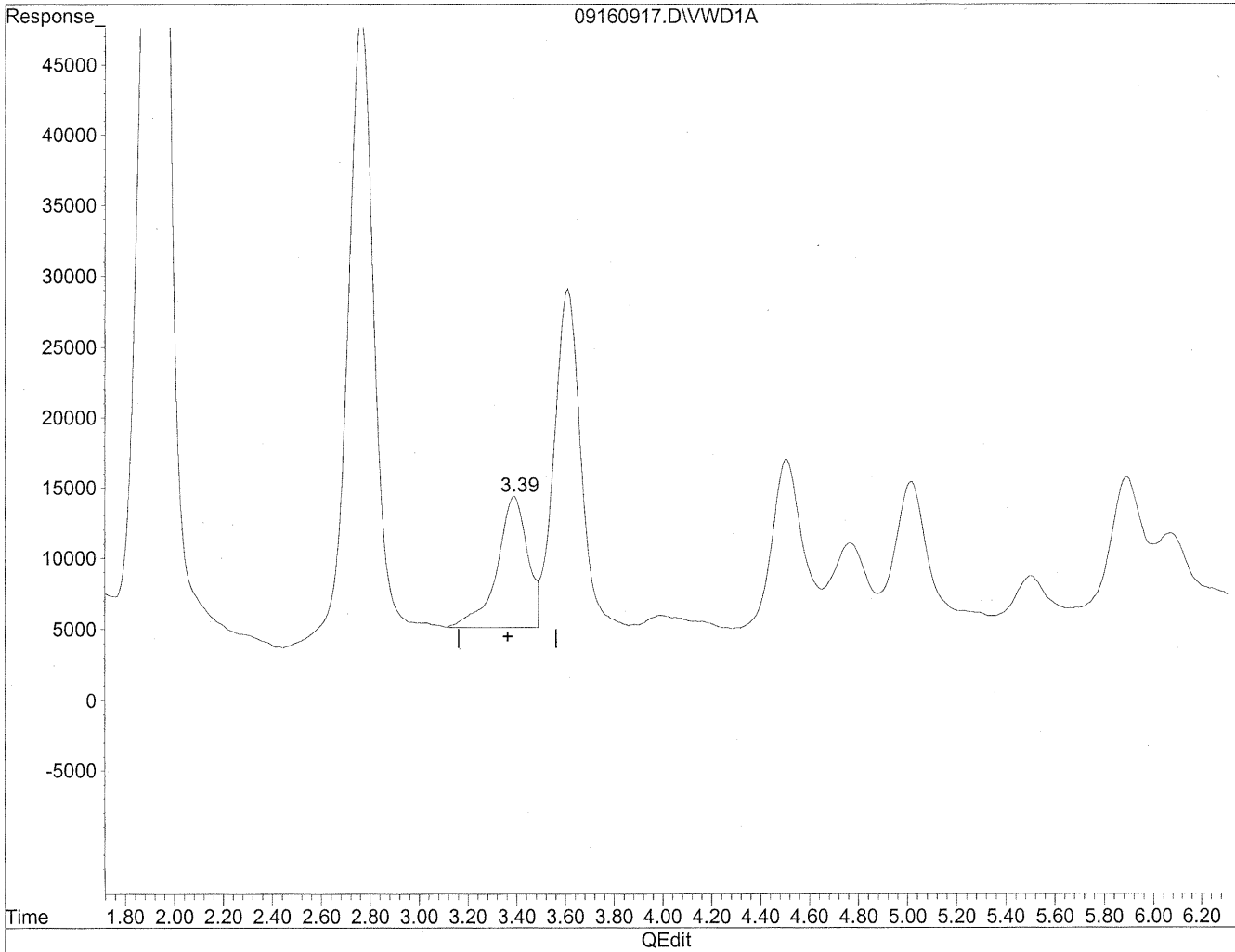


(3) Propionaldehyde
3.36min 0.000ng/ml
response 0

Quantitation Report

Data File : J:\LC02\DATA\TO11A\2009_09\16\09160917.D Vial: 103
Acq On : 16-Sep-2009, 14:02 Operator: MD
Sample : P0903146-001 back 1.0ml Inst : VWD
Misc : Multiplr: 1.00
IntFile : events.e
Quant Time: Sep 21 16:05 19109 Quant Results File: TO110909.RES

Method : J:\LC02\METHODS\TO110909.M (Chemstation Integrator)
Title : LC-1050 TO-11A ICAL
Last Update : Mon Sep 21 12:16:55 2009
Response via : Multiple Level Calibration



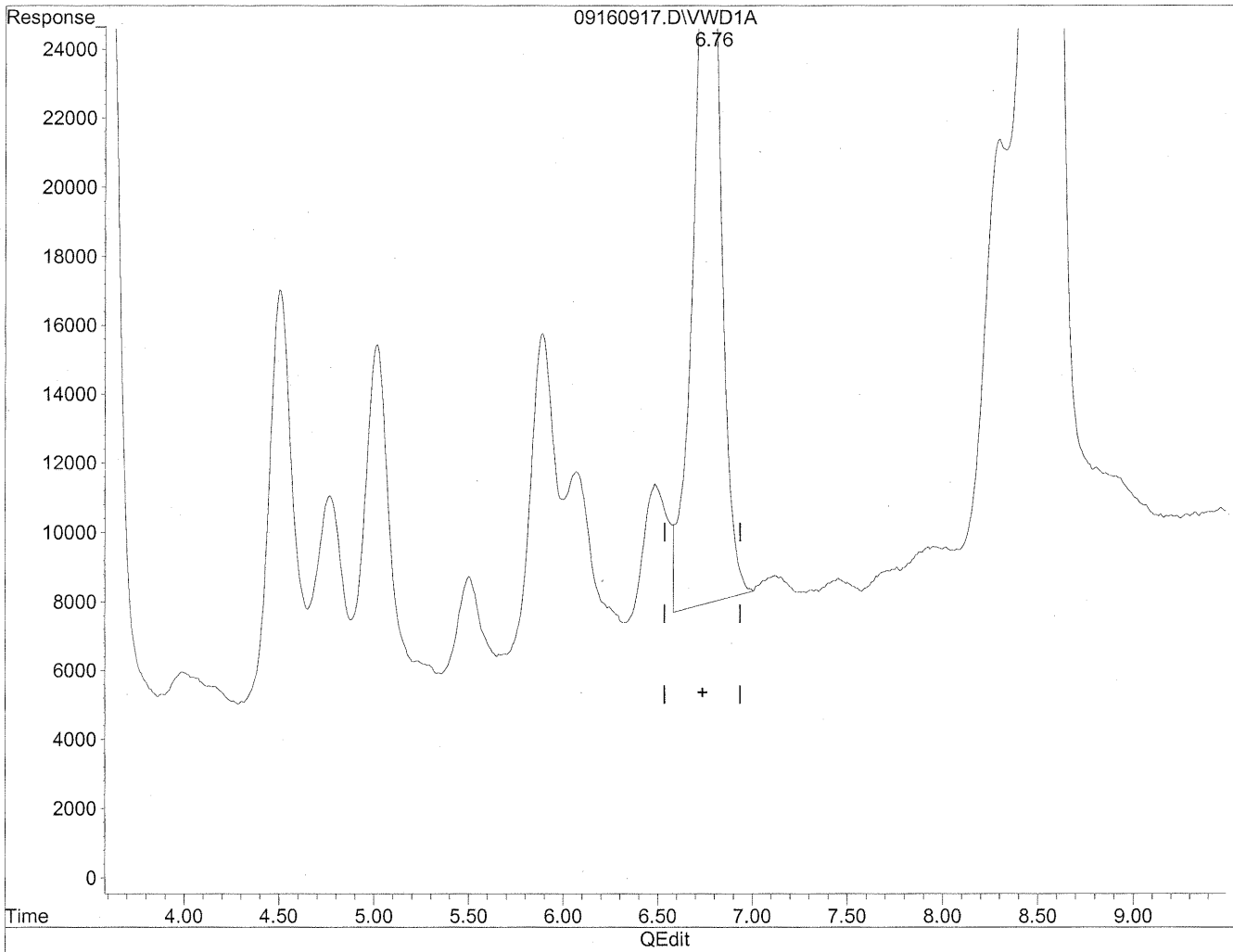
(3) Propionaldehyde
3.39min 154.477ng/ml m
response 802946

Handwritten notes:
KIC
9/22/09
MD
9/22/09
Bri

Quantitation Report

Data File : J:\LC02\DATA\TO11A\2009_09\16\09160917.D Vial: 103
Acq On : 16-Sep-2009, 14:02 Operator: MD
Sample : P0903146-001 back 1.0ml Inst : VWD
Misc : Multiplr: 1.00
IntFile : events.e
Quant Time: Sep 21 16:05 19109 Quant Results File: TO110909.RES

Method : J:\LC02\METHODS\TO110909.M (Chemstation Integrator)
Title : LC-1050 TO-11A ICAL
Last Update : Mon Sep 21 12:16:55 2009
Response via : Multiple Level Calibration

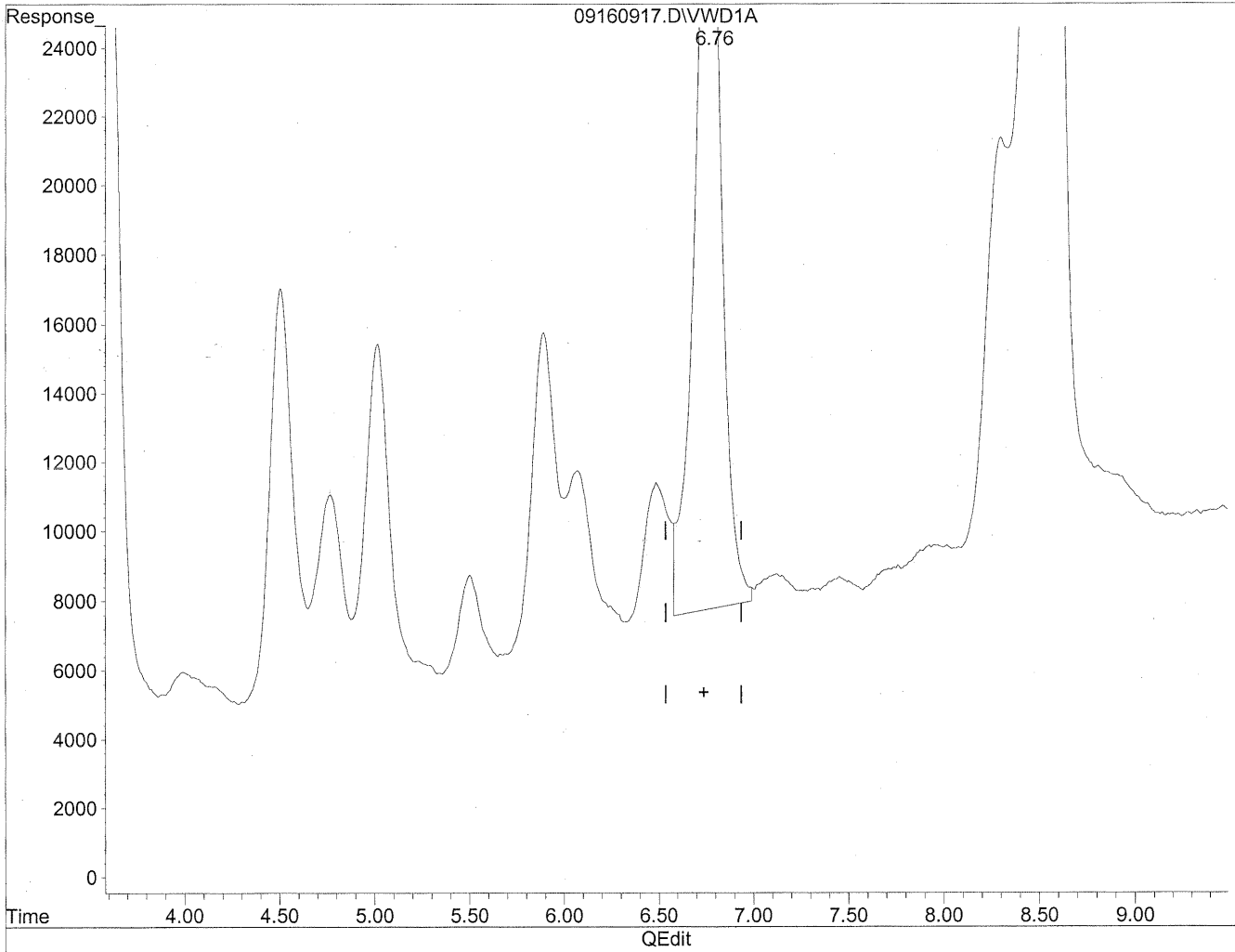


(8) Valeraldehyde
6.77min 654.799ng/ml
response 2226081

Quantitation Report

Data File : J:\LC02\DATA\TO11A\2009_09\16\09160917.D Vial: 103
Acq On : 16-Sep-2009, 14:02 Operator: MD
Sample : P0903146-001 back 1.0ml Inst : VWD
Misc : Multiplr: 1.00
IntFile : events.e
Quant Time: Sep 21 16:05 19109 Quant Results File: TO110909.RES

Method : J:\LC02\METHODS\TO110909.M (Chemstation Integrator)
Title : LC-1050 TO-11A ICAL
Last Update : Mon Sep 21 12:16:55 2009
Response via : Multiple Level Calibration



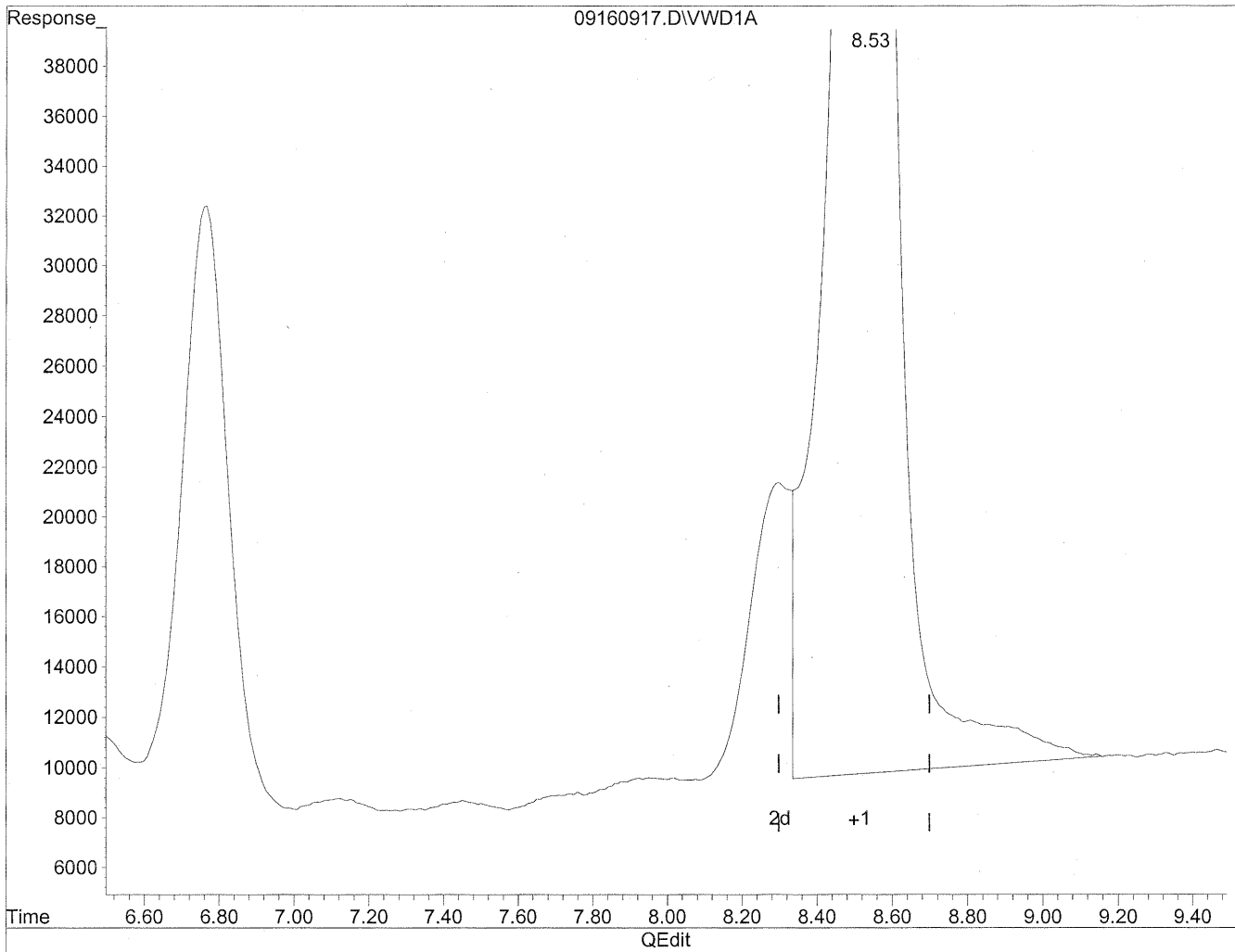
(8) Valeraldehyde
6.76min 669.895ng/ml m
response 2277403

MD
9/22/09
BC

Quantitation Report

Data File : J:\LC02\DATA\TO11A\2009_09\16\09160917.D Vial: 103
Acq On : 16-Sep-2009, 14:02 Operator: MD
Sample : P0903146-001 back 1.0ml Inst : VWD
Misc : Multiplr: 1.00
IntFile : events.e
Quant Time: Sep 21 16:05 19109 Quant Results File: TO110909.RES

Method : J:\LC02\METHODS\TO110909.M (Chemstation Integrator)
Title : LC-1050 TO-11A ICAL
Last Update : Mon Sep 21 12:16:55 2009
Response via : Multiple Level Calibration

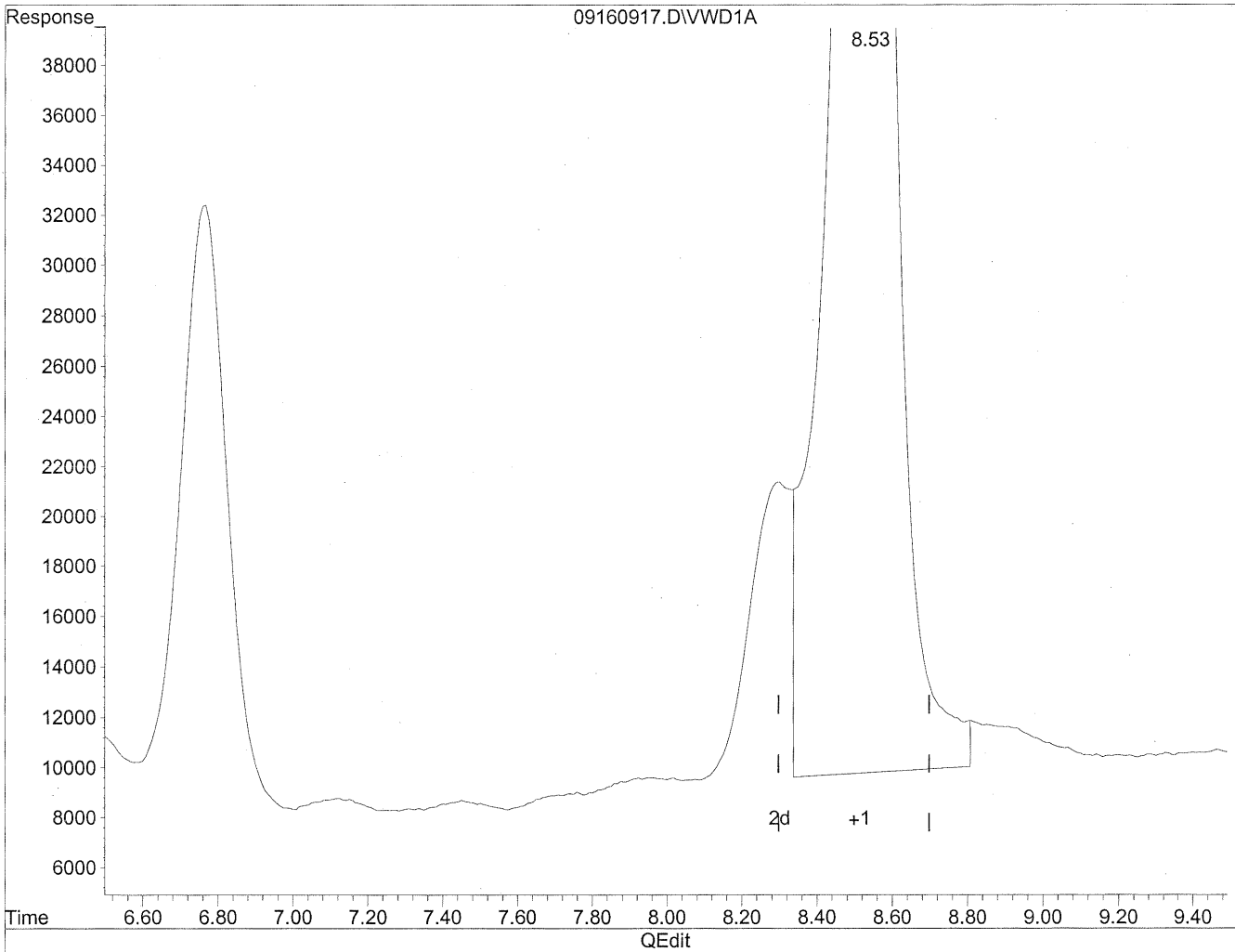


(11) Hexaldehyde
8.53min 2807.486ng/ml
response 8312193

Quantitation Report

Data File : J:\LC02\DATA\TO11A\2009_09\16\09160917.D Vial: 103
Acq On : 16-Sep-2009, 14:02 Operator: MD
Sample : P0903146-001 back 1.0ml Inst : VWD
Misc : Multiplr: 1.00
IntFile : events.e
Quant Time: Sep 21 16:05 19109 Quant Results File: TO110909.RES

Method : J:\LC02\METHODS\TO110909.M (Chemstation Integrator)
Title : LC-1050 TO-11A ICAL
Last Update : Mon Sep 21 12:16:55 2009
Response via : Multiple Level Calibration



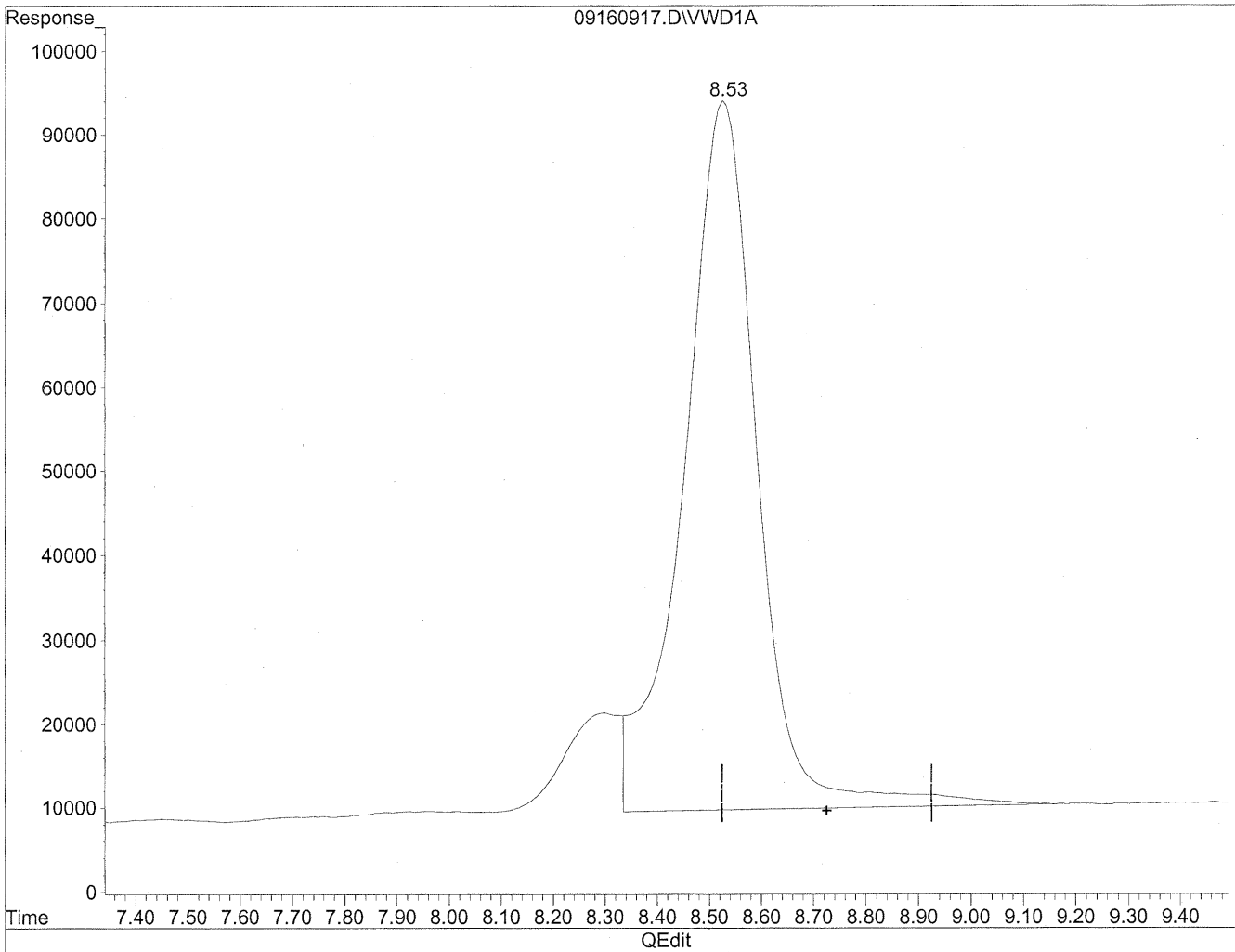
(11) Hexaldehyde
8.53min 2726.928ng/ml m
response 8073683

Handwritten notes:
xlc
9/21/09
8.53
9/21/09
SH

Quantitation Report

Data File : J:\LC02\DATA\TO11A\2009_09\16\09160917.D Vial: 103
Acq On : 16-Sep-2009, 14:02 Operator: MD
Sample : P0903146-001 back 1.0ml Inst : VWD
Misc : Multiplr: 1.00
IntFile : events.e
Quant Time: Sep 21 16:05 19109 Quant Results File: TO110909.RES

Method : J:\LC02\METHODS\TO110909.M (Chemstation Integrator)
Title : LC-1050 TO-11A ICAL
Last Update : Mon Sep 21 12:16:55 2009
Response via : Multiple Level Calibration



(12) 2,5-Dimethylbenzaldehyde

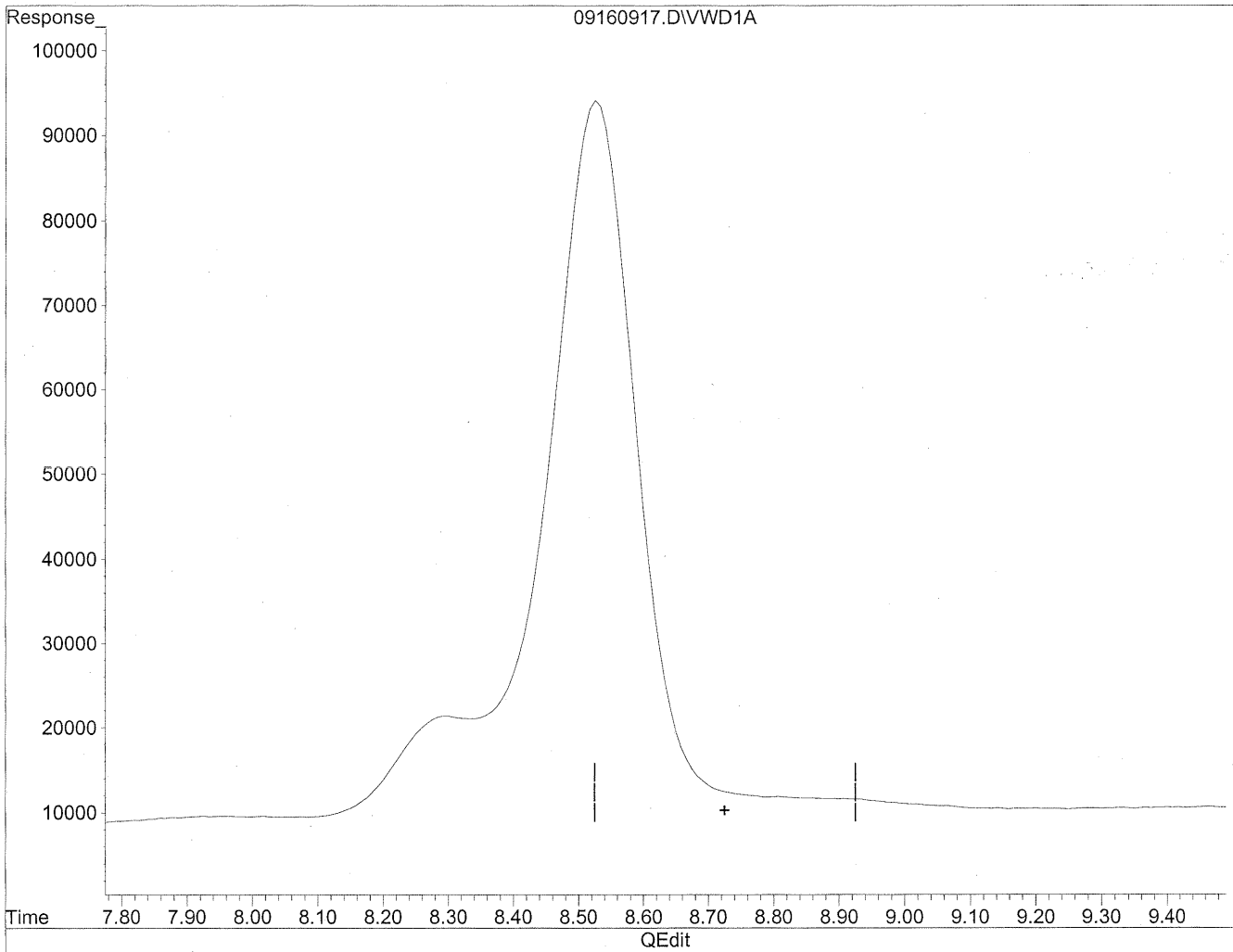
8.53min 4165.486ng/ml

response 8312193

Quantitation Report

Data File : J:\LC02\DATA\TO11A\2009_09\16\09160917.D Vial: 103
Acq On : 16-Sep-2009, 14:02 Operator: MD
Sample : P0903146-001 back 1.0ml Inst : VWD
Misc : Multiplr: 1.00
IntFile : events.e
Quant Time: Sep 21 16:05 19109 Quant Results File: TO110909.RES

Method : J:\LC02\METHODS\TO110909.M (Chemstation Integrator)
Title : LC-1050 TO-11A ICAL
Last Update : Mon Sep 21 12:16:55 2009
Response via : Multiple Level Calibration



(12) 2,5-Dimethylbenzaldehyde

0.00min 0.000ng/ml d

response 0

HC
9/22/09

MD
9/22/09
mp

COLUMBIA ANALYTICAL SERVICES, INC.

RESULTS OF ANALYSIS

Page 1 of 1

Client: Environmental Health & Engineering, Inc.

Client Sample ID: 102820

Client Project ID: 16512

CAS Project ID: P0903146

CAS Sample ID: P0903146-002

Test Code: EPA Method TO-11A

Instrument ID: HP1050/LC2

Analyst: Madeleine Dangazyan

Sampling Media: Silica Gel DNPH Tube

Test Notes: BC

Date Collected: 9/2/09

Date Received: 9/4/09

Date Analyzed: 9/16/09

Desorption Volume: 1.0 ml

Volume Sampled: 100.9 Liter(s)

CAS #	Compound	Result ng/Sample	Result µg/m ³	MRL µg/m ³	Result ppbV	MRL ppbV	Data Qualifier
50-00-0	Formaldehyde	3,000	30	0.99	24	0.81	BH
75-07-0	Acetaldehyde	2,200	21	0.99	12	0.55	BT
123-38-6	Propionaldehyde	230	2.3	0.99	0.96	0.42	BT
4170-30-3	Crotonaldehyde, Total	< 100	ND	0.99	ND	0.35	
123-72-8	Butyraldehyde	390	3.8	0.99	1.3	0.34	BT
100-52-7	Benzaldehyde	240	2.3	0.99	0.54	0.23	BH
590-86-3	Isovaleraldehyde	< 100	ND	0.99	ND	0.28	
110-62-3	Valeraldehyde	1,000	10	0.99	2.9	0.28	BT
529-20-4	o-Tolualdehyde	< 100	ND	0.99	ND	0.20	
620-23-5							
104-87-0	m,p-Tolualdehyde	< 200	ND	2.0	ND	0.40	
66-25-1	n-Hexaldehyde	4,200	42	0.99	10	0.24	BT, M
5779-94-2	2,5-Dimethylbenzaldehyde	< 100	ND	0.99	ND	0.18	

ND = Compound was analyzed for, but not detected above the laboratory reporting limit.

MRL = Method Reporting Limit - The minimum quantity of a target analyte that can be confidently determined by the referenced method.

BC = Results reported are not blank corrected.

BH = The back section of the tube yielded higher results than the front.

BT = Results indicated possible breakthrough; back section > 10% front section.

M = Matrix interference; results may be biased high.

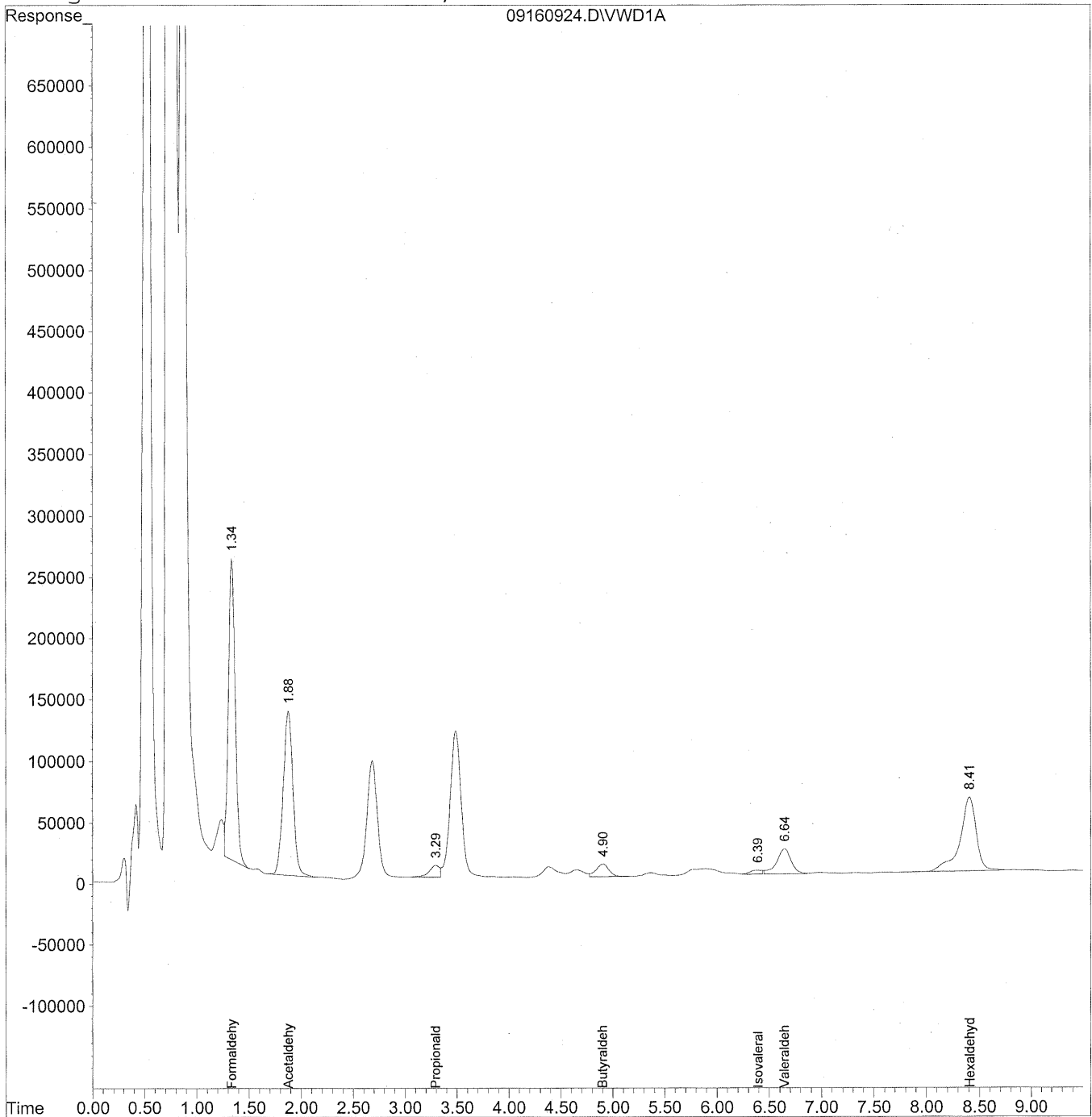
Verified By: Re Date: 9/23/09 **32**

Quantitation Report

Data File : J:\LC02\DATA\TO11A\2009_09\16\09160924.D Vial: 110
Acq On : 16-Sep-2009, 15:26 Operator: MD
Sample : P0903146-002 front 1.0ml Inst : VWD
Misc : Multiplr: 1.00
IntFile : events.e
Quant Time: Sep 21 16:17 19109 Quant Results File: TO110909.RES

Quant Method : J:\LC02\METHODS\TO110909.M (Chemstation Integrator)
Title : LC-1050 TO-11A ICAL
Last Update : Mon Sep 21 12:16:55 2009
Response via : Multiple Level Calibration
DataAcq Meth : TO-11A.M

Volume Inj. : 3uL
Signal Phase : Supelcosil LC-18
Signal Info : 3.3cm x 3mm, 3um



Data File : J:\LC02\DATA\TO11A\2009_09\16\09160924.D Vial: 110
 Acq On : 16-Sep-2009, 15:26 Operator: MD
 Sample : P0903146-002 front 1.0ml Inst : VWD
 Misc : Multiplr: 1.00
 IntFile : events.e
 Quant Time: Sep 21 16:17 19109 Quant Results File: TO110909.RES

Quant Method : J:\LC02\METHODS\TO110909.M (Chemstation Integrator)
 Title : LC-1050 TO-11A ICAL
 Last Update : Mon Sep 21 12:16:55 2009
 Response via : Initial Calibration
 DataAcq Meth : TO-11A.M

Volume Inj. : 3uL
 Signal Phase : Supelcosil LC-18
 Signal Info : 3.3cm x 3mm, 3um

Compound	R.T.	Response	Conc	Units

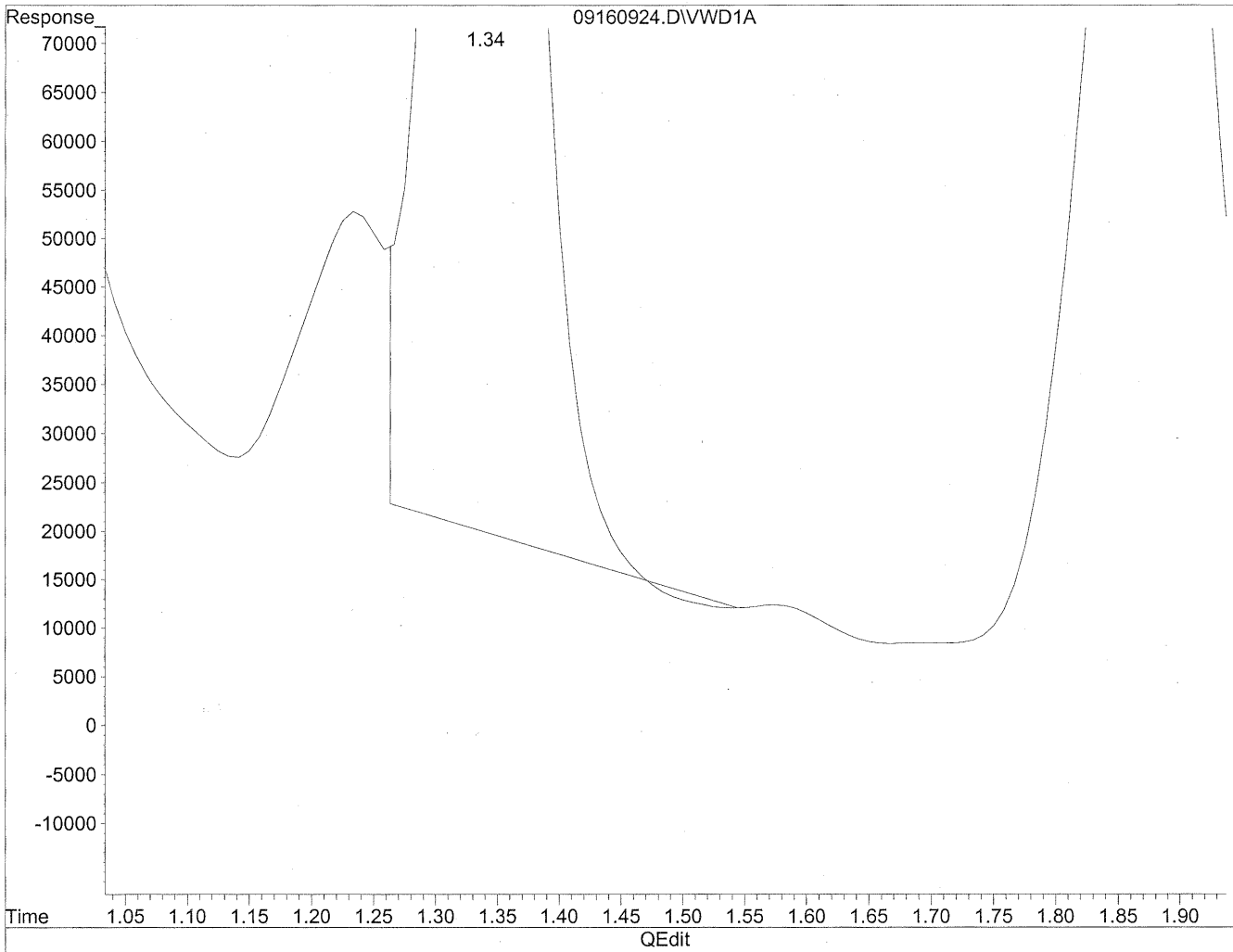
Target Compounds				
1) Formaldehyde	1.34	11247061	1258.704	ng/mlm
2) Acetaldehyde	1.88	8739747	1344.412	ng/mlm
3) Propionaldehyde	3.29	654435	125.906	ng/mlm
4) Crotonaldehyde	0.00	0	N.D.	ng/ml
5) Butyraldehyde	4.91	898292	221.649	ng/ml
6) Benzaldehyde	0.00	0	N.D.	ng/ml
7) Isovaleraldehyde	6.39	253949	73.784	ng/ml
8) Valeraldehyde	6.64	1989576	585.231	ng/mlm
9) o-Tolualdehyde	0.00	0	N.D.	ng/ml
10) m,p-Tolualdehyde	0.00	0	N.D.	ng/ml
11) Hexaldehyde	8.41	6326985	2136.972	ng/ml *
12) 2,5-Dimethylbenzaldehyde	0.00	0	N.D.	ng/ml

** m flag*

Quantitation Report

Data File : J:\LC02\DATA\TO11A\2009_09\16\09160924.D Vial: 110
Acq On : 16-Sep-2009, 15:26 Operator: MD
Sample : P0903146-002 front 1.0ml Inst : VWD
Misc : Multiplr: 1.00
IntFile : events.e
Quant Time: Sep 21 16:16 19109 Quant Results File: TO110909.RES

Method : J:\LC02\METHODS\TO110909.M (Chemstation Integrator)
Title : LC-1050 TO-11A ICAL
Last Update : Mon Sep 21 12:16:55 2009
Response via : Multiple Level Calibration

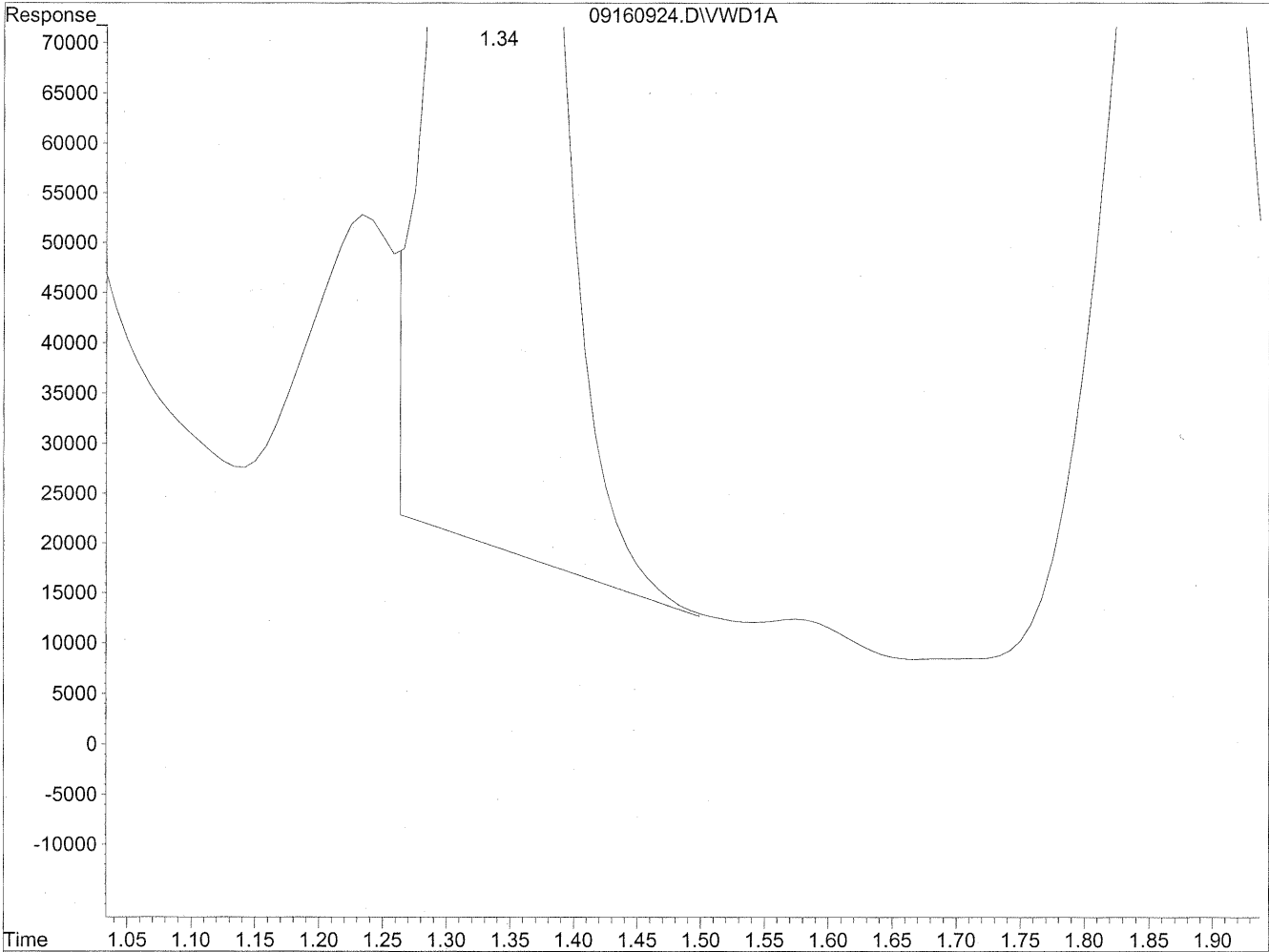


(1) Formaldehyde
1.34min 1257.124ng/ml
response 11232946

Quantitation Report

Data File : J:\LC02\DATA\TO11A\2009_09\16\09160924.D Vial: 110
Acq On : 16-Sep-2009, 15:26 Operator: MD
Sample : P0903146-002 front 1.0ml Inst : VWD
Misc : Multiplr: 1.00
IntFile : events.e
Quant Time: Sep 21 16:16 19109 Quant Results File: TO110909.RES

Method : J:\LC02\METHODS\TO110909.M (Chemstation Integrator)
Title : LC-1050 TO-11A ICAL
Last Update : Mon Sep 21 12:16:55 2009
Response via : Multiple Level Calibration



(1) Formaldehyde
1.34min 1258.704ng/ml m
response 11247061

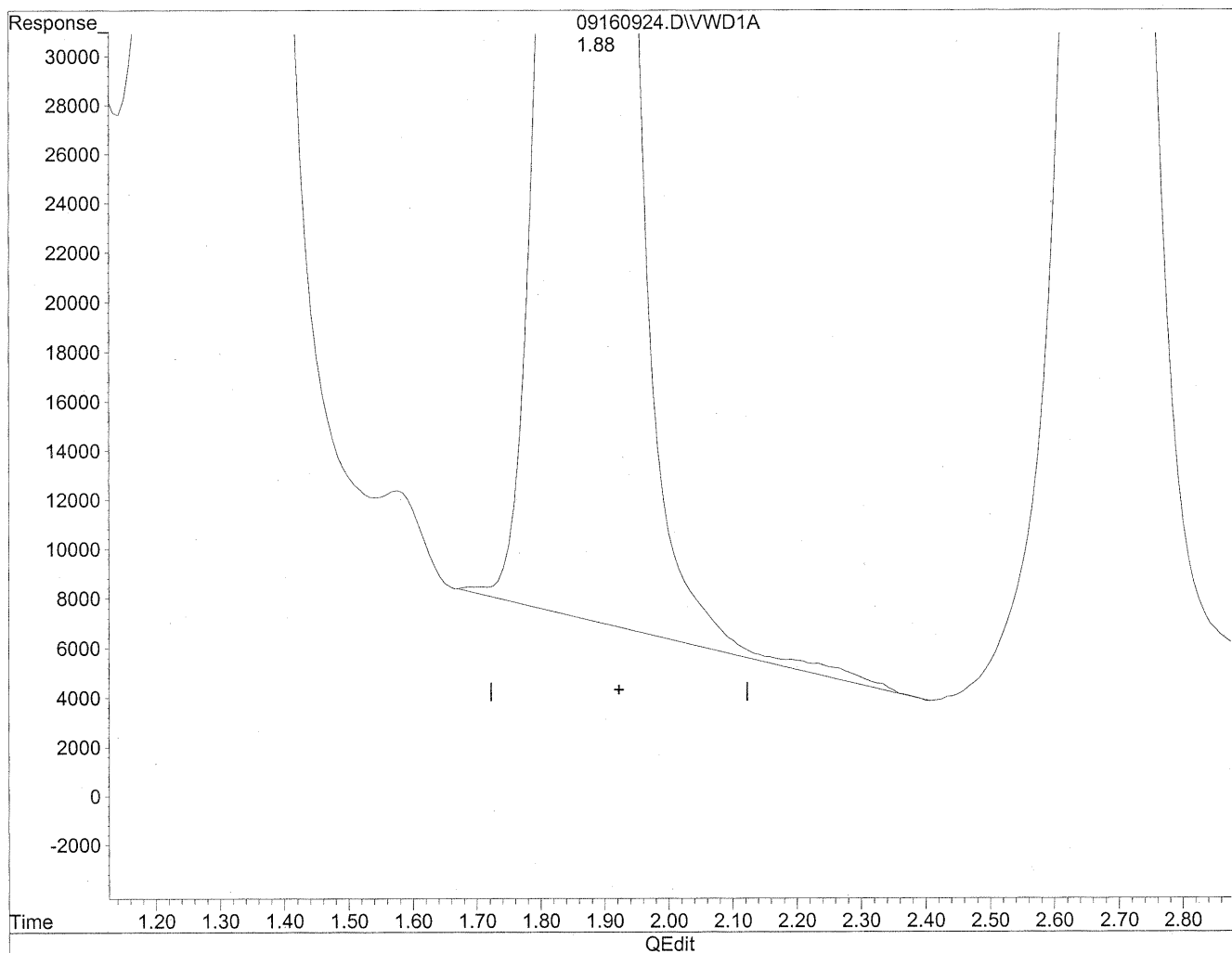
MD
9/22/09
12

MC
9/22/09

Quantitation Report

Data File : J:\LC02\DATA\TO11A\2009_09\16\09160924.D Vial: 110
Acq On : 16-Sep-2009, 15:26 Operator: MD
Sample : P0903146-002 front 1.0ml Inst : VWD
Misc : Multiplr: 1.00
IntFile : events.e
Quant Time: Sep 21 16:16 19109 Quant Results File: TO110909.RES

Method : J:\LC02\METHODS\TO110909.M (Chemstation Integrator)
Title : LC-1050 TO-11A ICAL
Last Update : Mon Sep 21 12:16:55 2009
Response via : Multiple Level Calibration

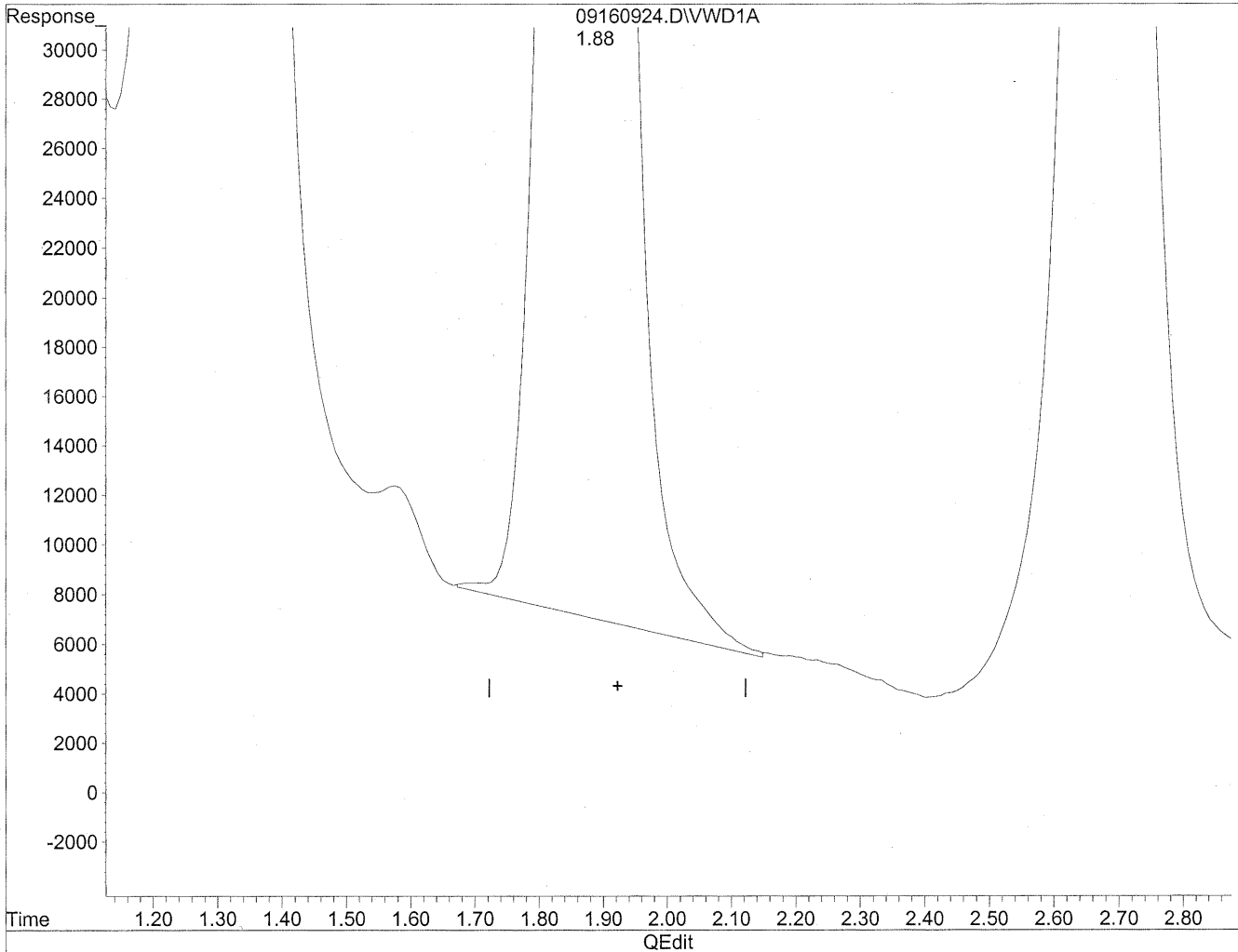


(2) Acetaldehyde
1.88min 1351.261ng/ml
response 8784275

Quantitation Report

Data File : J:\LC02\DATA\TO11A\2009_09\16\09160924.D Vial: 110
Acq On : 16-Sep-2009, 15:26 Operator: MD
Sample : P0903146-002 front 1.0ml Inst : VWD
Misc : Multiplr: 1.00
IntFile : events.e
Quant Time: Sep 21 16:16 19109 Quant Results File: TO110909.RES

Method : J:\LC02\METHODS\TO110909.M (Chemstation Integrator)
Title : LC-1050 TO-11A ICAL
Last Update : Mon Sep 21 12:16:55 2009
Response via : Multiple Level Calibration



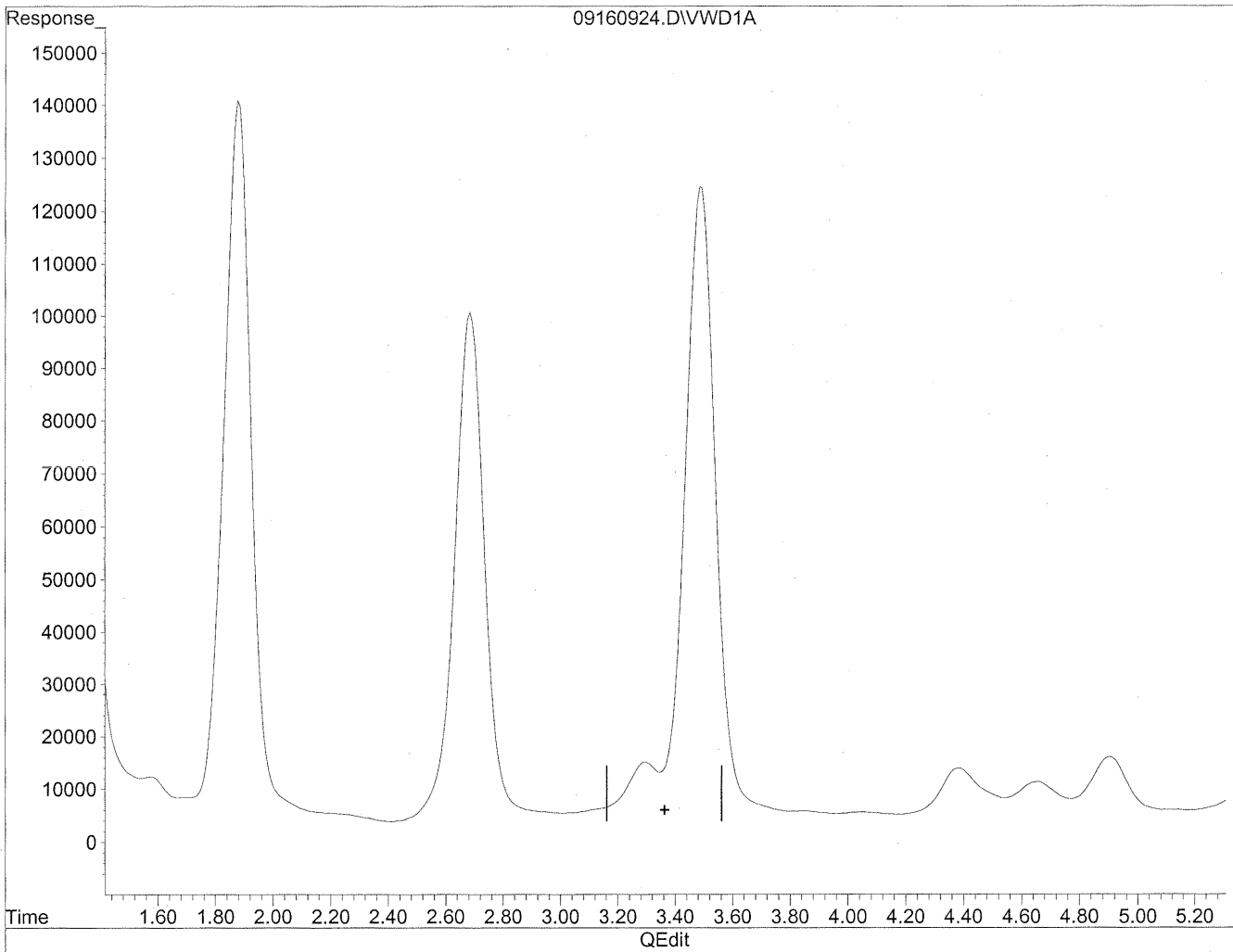
(2) Acetaldehyde
1.88min 1344.412ng/ml m
response 8739747

MD
9/22/09
12
MC
9/22/09

Quantitation Report

Data File : J:\LC02\DATA\TO11A\2009_09\16\09160924.D Vial: 110
Acq On : 16-Sep-2009, 15:26 Operator: MD
Sample : P0903146-002 front 1.0ml Inst : VWD
Misc : Multiplr: 1.00
IntFile : events.e
Quant Time: Sep 21 16:16 19109 Quant Results File: TO110909.RES

Method : J:\LC02\METHODS\TO110909.M (Chemstation Integrator)
Title : LC-1050 TO-11A ICAL
Last Update : Mon Sep 21 12:16:55 2009
Response via : Multiple Level Calibration

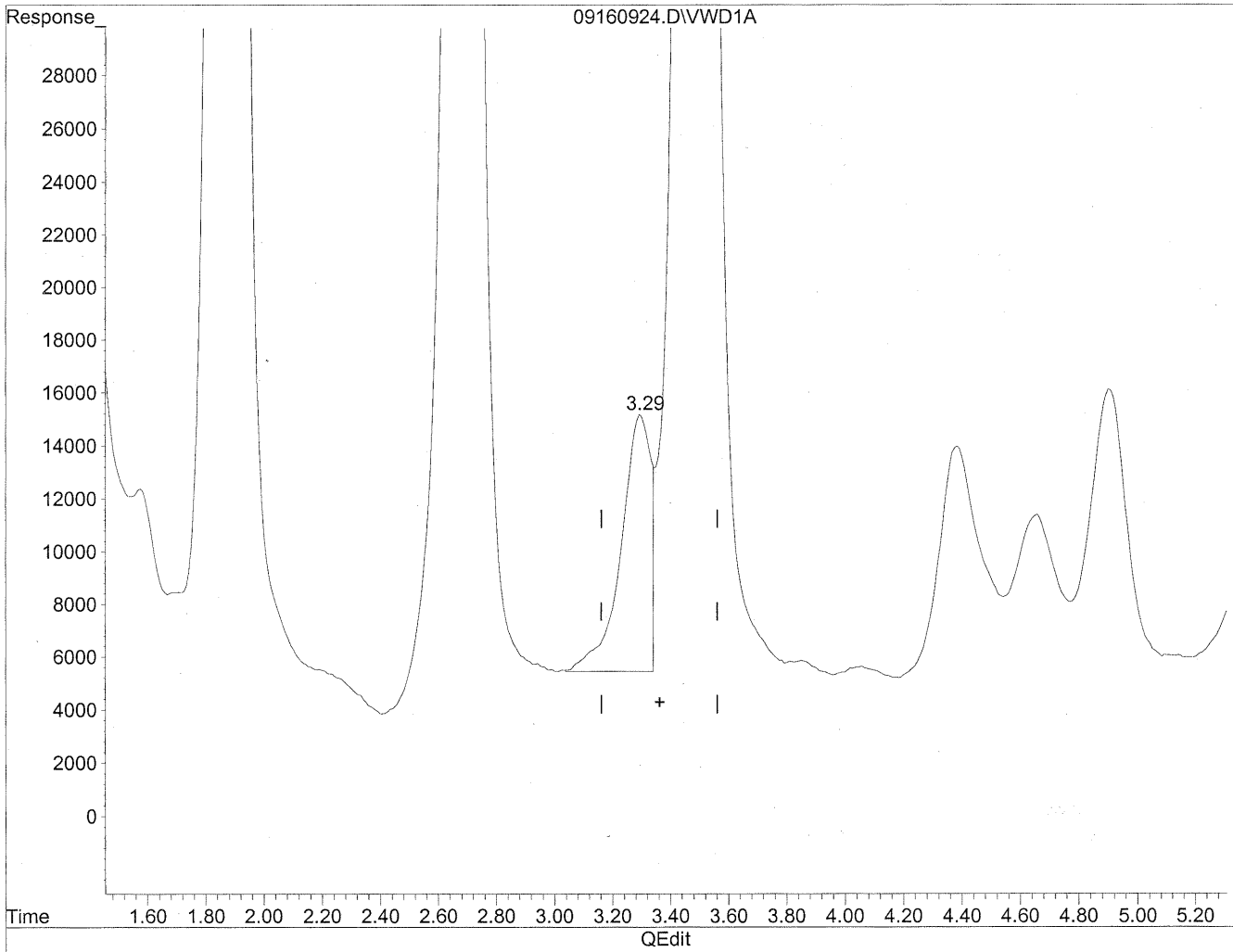


(3) Propionaldehyde
3.36min 0.000ng/ml
response 0

Quantitation Report

Data File : J:\LC02\DATA\TO11A\2009_09\16\09160924.D Vial: 110
Acq On : 16-Sep-2009, 15:26 Operator: MD
Sample : P0903146-002 front 1.0ml Inst : VWD
Misc : Multiplr: 1.00
IntFile : events.e
Quant Time: Sep 21 16:16 19109 Quant Results File: TO110909.RES

Method : J:\LC02\METHODS\TO110909.M (Chemstation Integrator)
Title : LC-1050 TO-11A ICAL
Last Update : Mon Sep 21 12:16:55 2009
Response via : Multiple Level Calibration



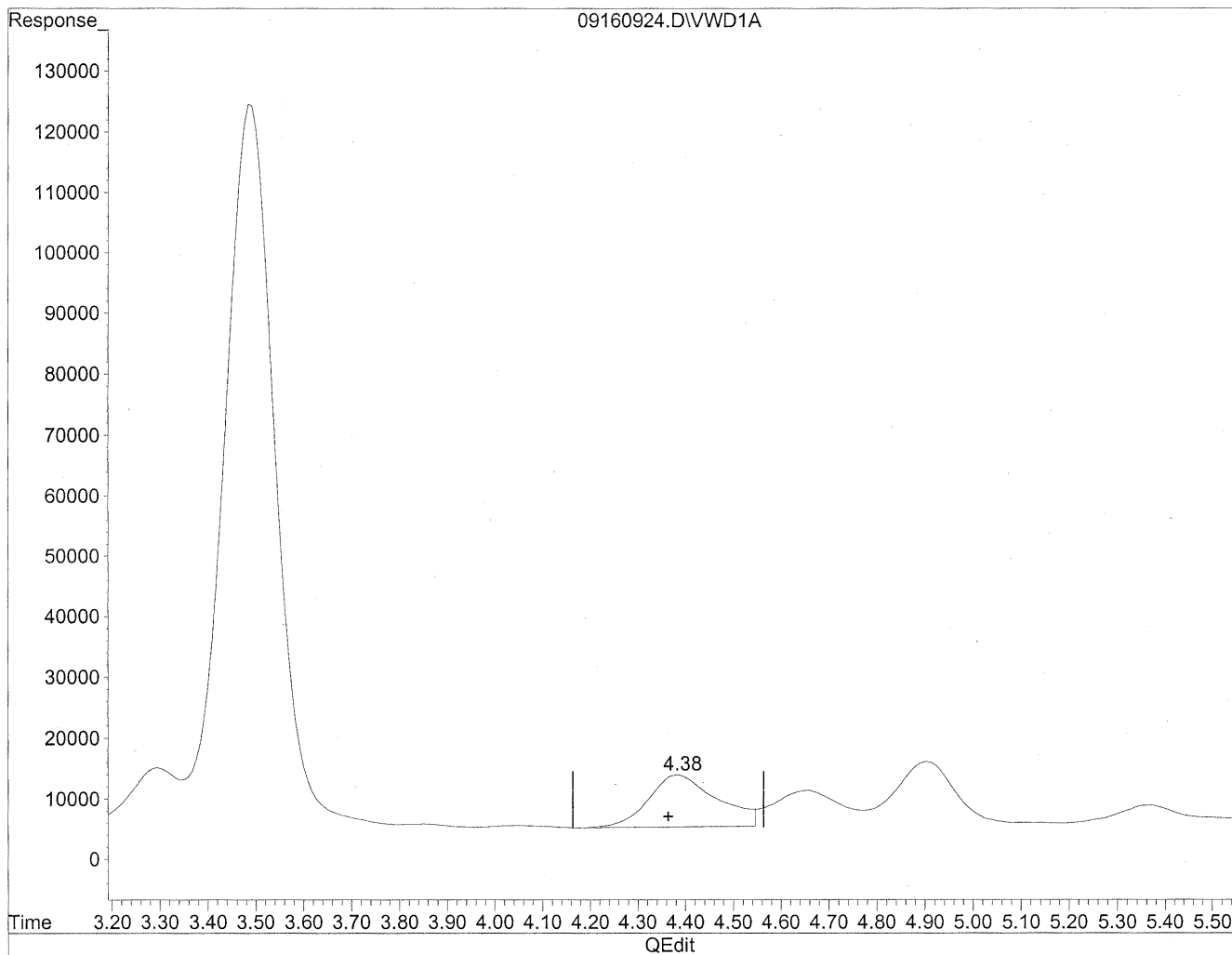
(3) Propionaldehyde
3.29min 125.906ng/ml m
response 654435

Handwritten notes:
HC
9/22/09
9/22/09
Bui

Quantitation Report

Data File : J:\LC02\DATA\TO11A\2009_09\16\09160924.D Vial: 110
Acq On : 16-Sep-2009, 15:26 Operator: MD
Sample : P0903146-002 front 1.0ml Inst : VWD
Misc : Multiplr: 1.00
IntFile : events.e
Quant Time: Sep 21 16:16 19109 Quant Results File: TO110909.RES

Method : J:\LC02\METHODS\TO110909.M (Chemstation Integrator)
Title : LC-1050 TO-11A ICAL
Last Update : Mon Sep 21 12:16:55 2009
Response via : Multiple Level Calibration

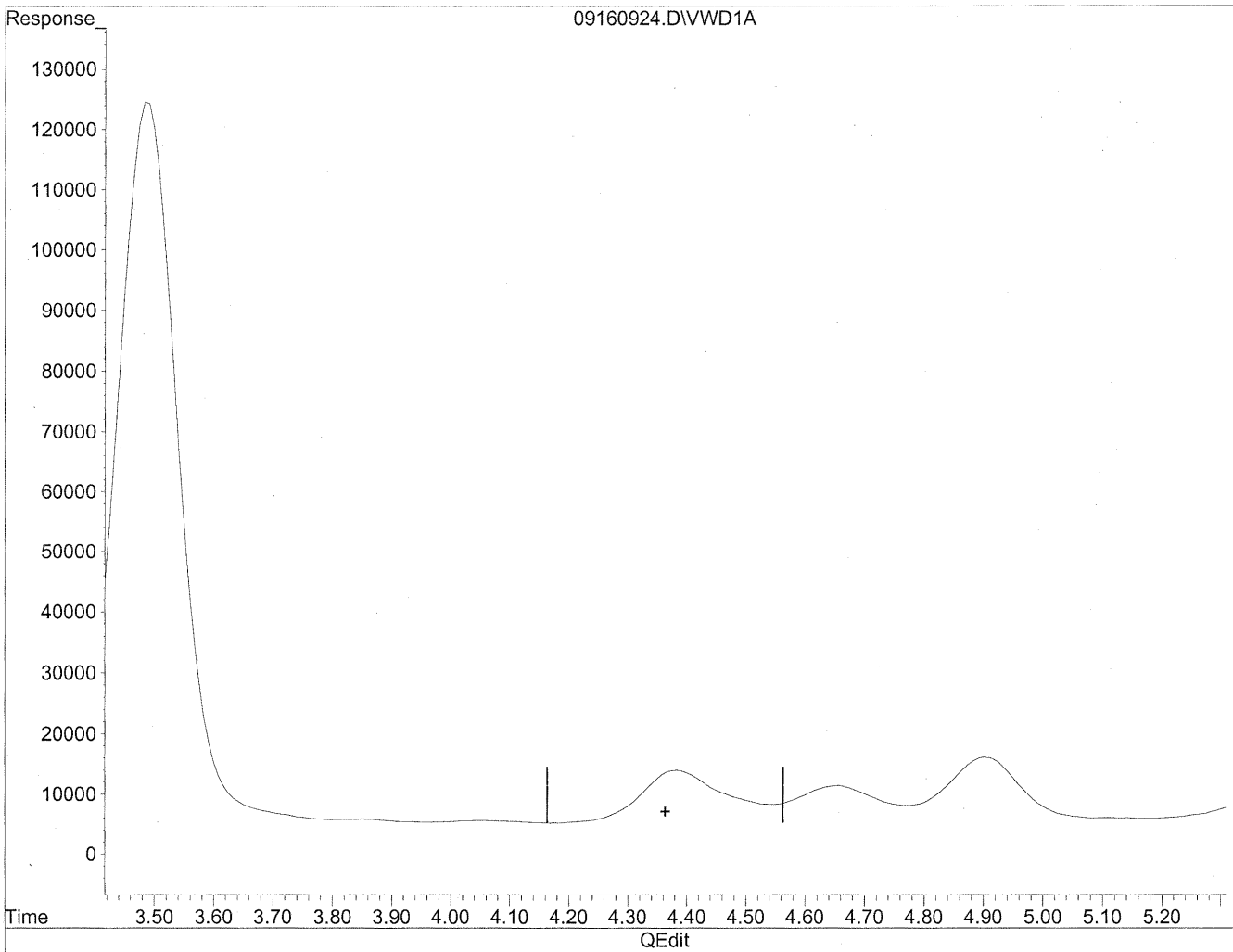


(4) Crotonaldehyde
4.39min 211.515ng/ml
response 858659

Quantitation Report

Data File : J:\LC02\DATA\TO11A\2009_09\16\09160924.D Vial: 110
Acq On : 16-Sep-2009, 15:26 Operator: MD
Sample : P0903146-002 front 1.0ml Inst : VWD
Misc : Multiplr: 1.00
IntFile : events.e
Quant Time: Sep 21 16:16 19109 Quant Results File: TO110909.RES

Method : J:\LC02\METHODS\TO110909.M (Chemstation Integrator)
Title : LC-1050 TO-11A ICAL
Last Update : Mon Sep 21 12:16:55 2009
Response via : Multiple Level Calibration



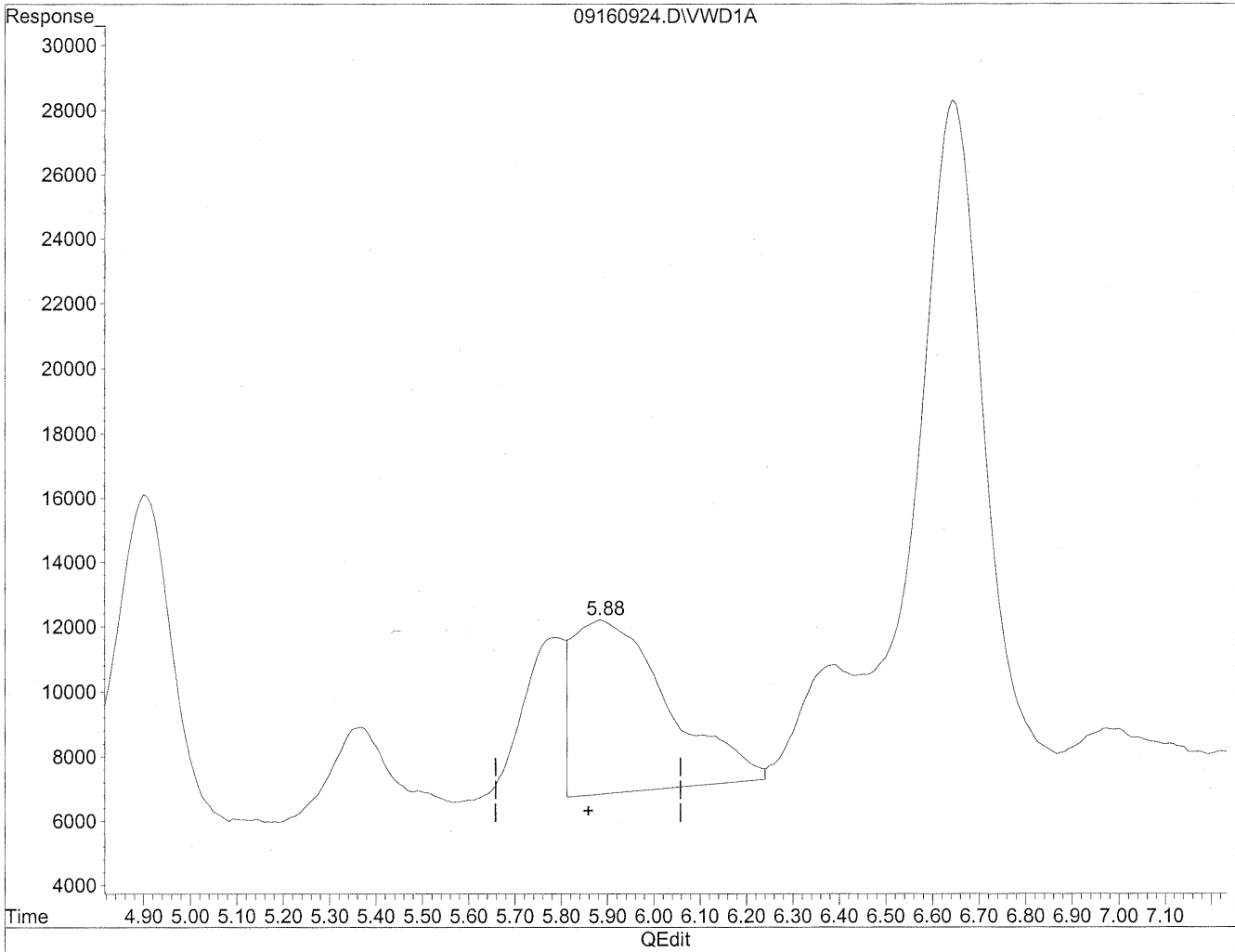
(4) Crotonaldehyde
0.00min 0.000ng/ml d
response 0

MD
9/22/09
MP
see above

Quantitation Report

Data File : J:\LC02\DATA\TO11A\2009_09\16\09160924.D Vial: 110
Acq On : 16-Sep-2009, 15:26 Operator: MD
Sample : P0903146-002 front 1.0ml Inst : VWD
Misc : Multiplr: 1.00
IntFile : events.e
Quant Time: Sep 21 16:16 19109 Quant Results File: TO110909.RES

Method : J:\LC02\METHODS\TO110909.M (Chemstation Integrator)
Title : LC-1050 TO-11A ICAL
Last Update : Mon Sep 21 12:16:55 2009
Response via : Multiple Level Calibration

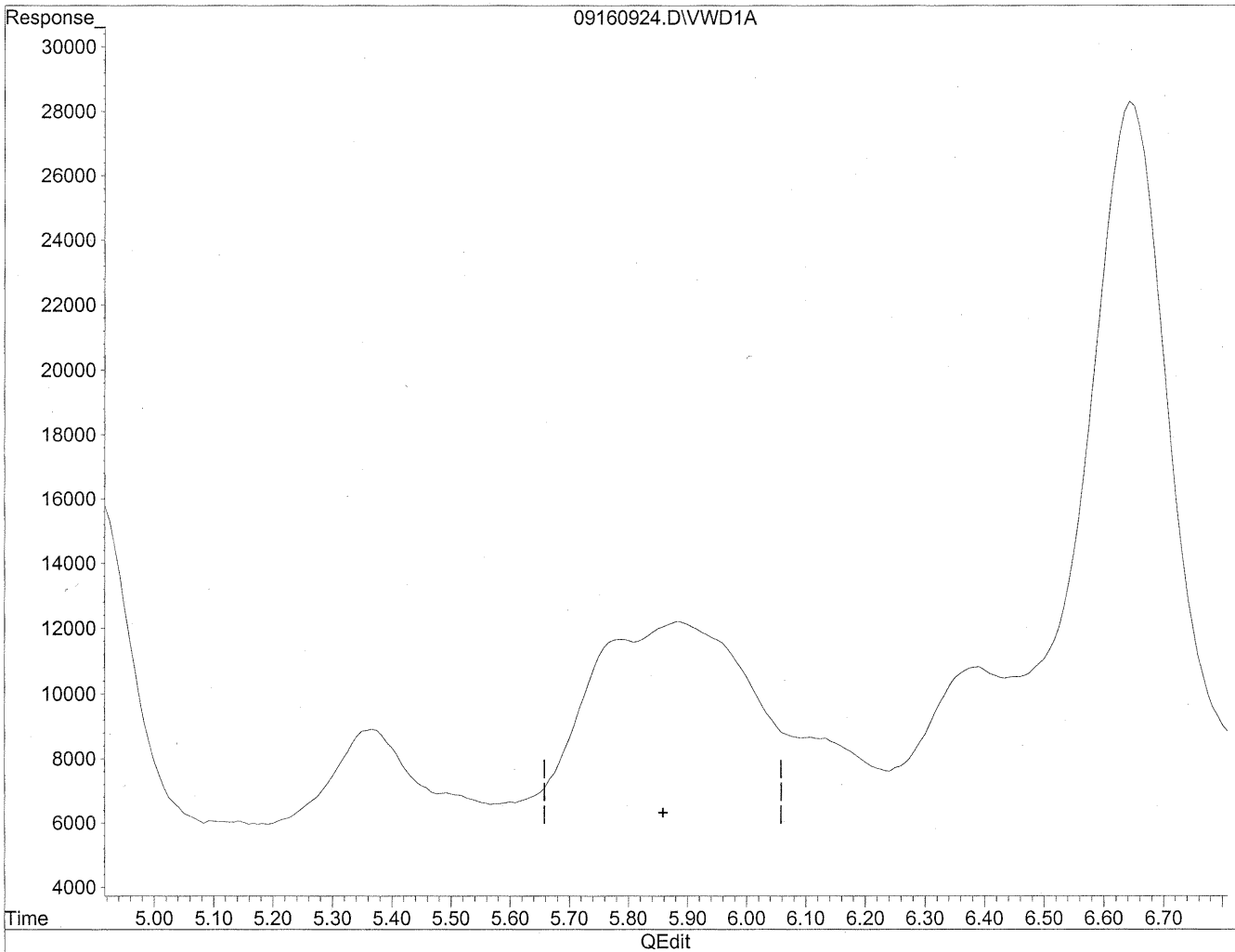


(6) Benzaldehyde
5.89min 282.193ng/ml
response 769930

Quantitation Report

Data File : J:\LC02\DATA\TO11A\2009_09\16\09160924.D Vial: 110
Acq On : 16-Sep-2009, 15:26 Operator: MD
Sample : P0903146-002 front 1.0ml Inst : VWD
Misc : Multiplr: 1.00
IntFile : events.e
Quant Time: Sep 21 16:16 19109 Quant Results File: TO110909.RES

Method : J:\LC02\METHODS\TO110909.M (Chemstation Integrator)
Title : LC-1050 TO-11A ICAL
Last Update : Mon Sep 21 12:16:55 2009
Response via : Multiple Level Calibration



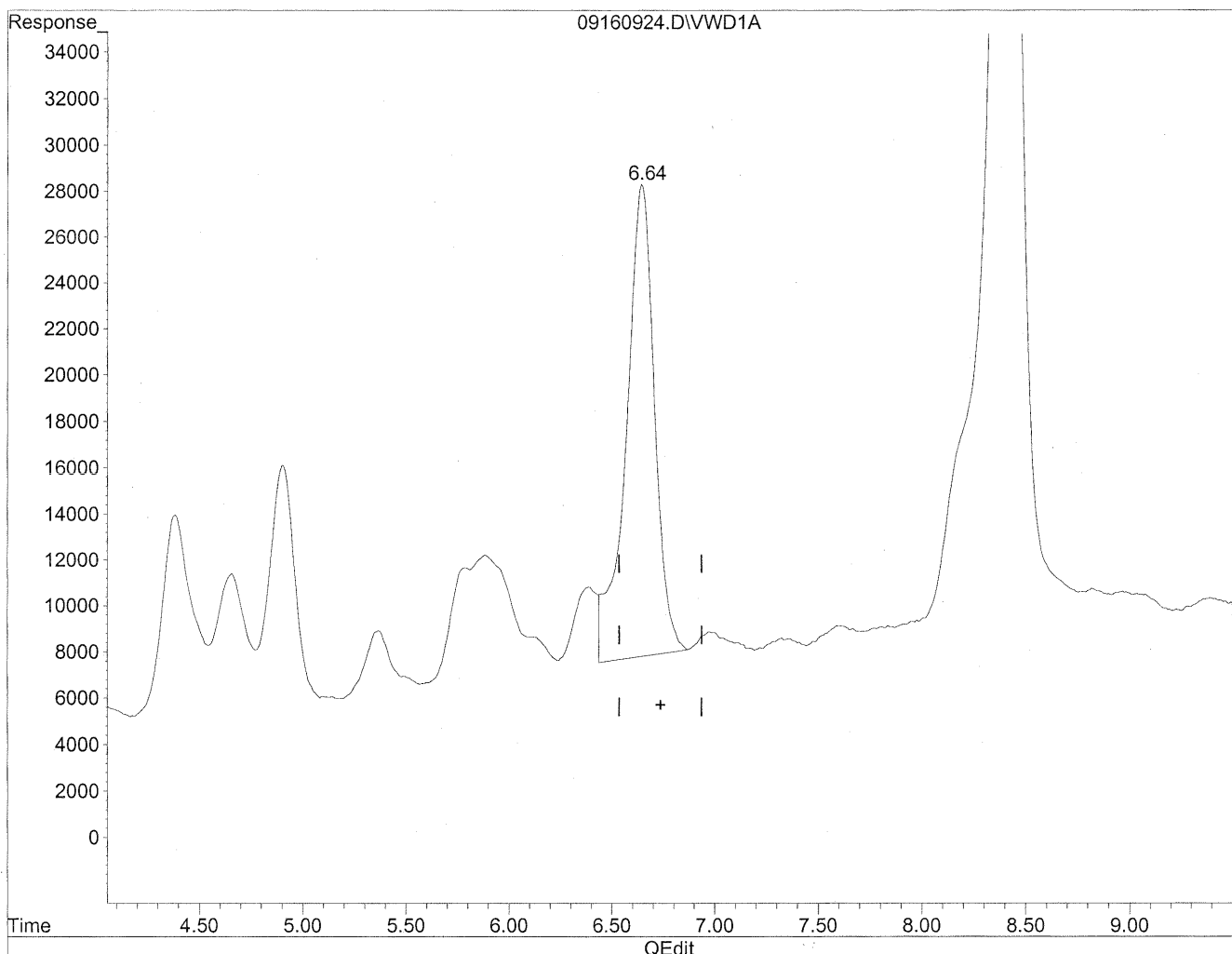
(6) Benzaldehyde
0.00min 0.000ng/ml d
response 0

MD
9/21/09
not real
the
at 12/09

Quantitation Report

Data File : J:\LC02\DATA\TO11A\2009_09\16\09160924.D Vial: 110
Acq On : 16-Sep-2009, 15:26 Operator: MD
Sample : P0903146-002 front 1.0ml Inst : VWD
Misc : Multiplr: 1.00
IntFile : events.e
Quant Time: Sep 21 16:16 19109 Quant Results File: TO110909.RES

Method : J:\LC02\METHODS\TO110909.M (Chemstation Integrator)
Title : LC-1050 TO-11A ICAL
Last Update : Mon Sep 21 12:16:55 2009
Response via : Multiple Level Calibration

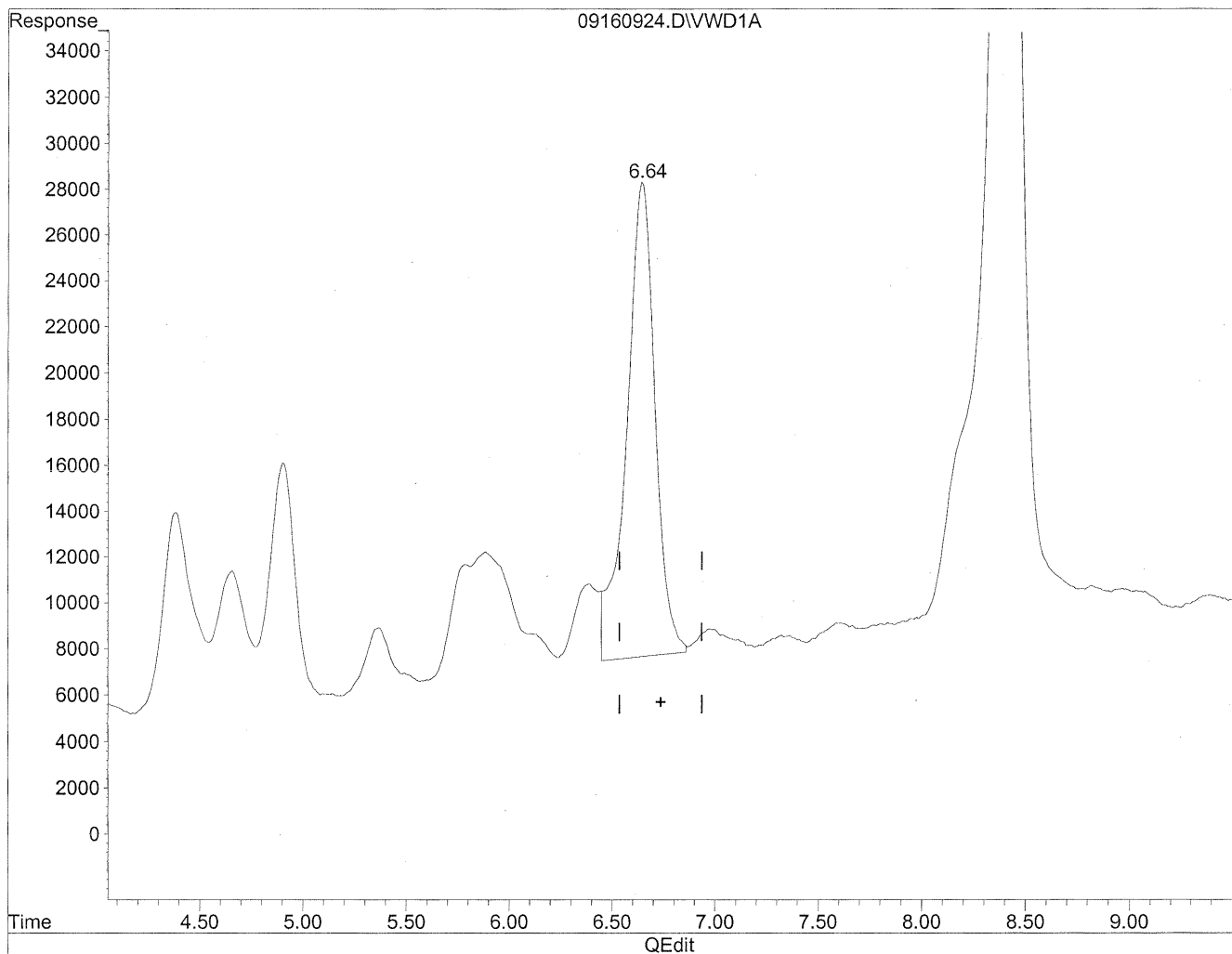


(8) Valeraldehyde
6.65min 582.079ng/ml
response 1978858

Quantitation Report

Data File : J:\LC02\DATA\TO11A\2009_09\16\09160924.D Vial: 110
Acq On : 16-Sep-2009, 15:26 Operator: MD
Sample : P0903146-002 front 1.0ml Inst : VWD
Misc : Multiplr: 1.00
IntFile : events.e
Quant Time: Sep 21 16:16 19109 Quant Results File: TO110909.RES

Method : J:\LC02\METHODS\TO110909.M (Chemstation Integrator)
Title : LC-1050 TO-11A ICAL
Last Update : Mon Sep 21 12:16:55 2009
Response via : Multiple Level Calibration



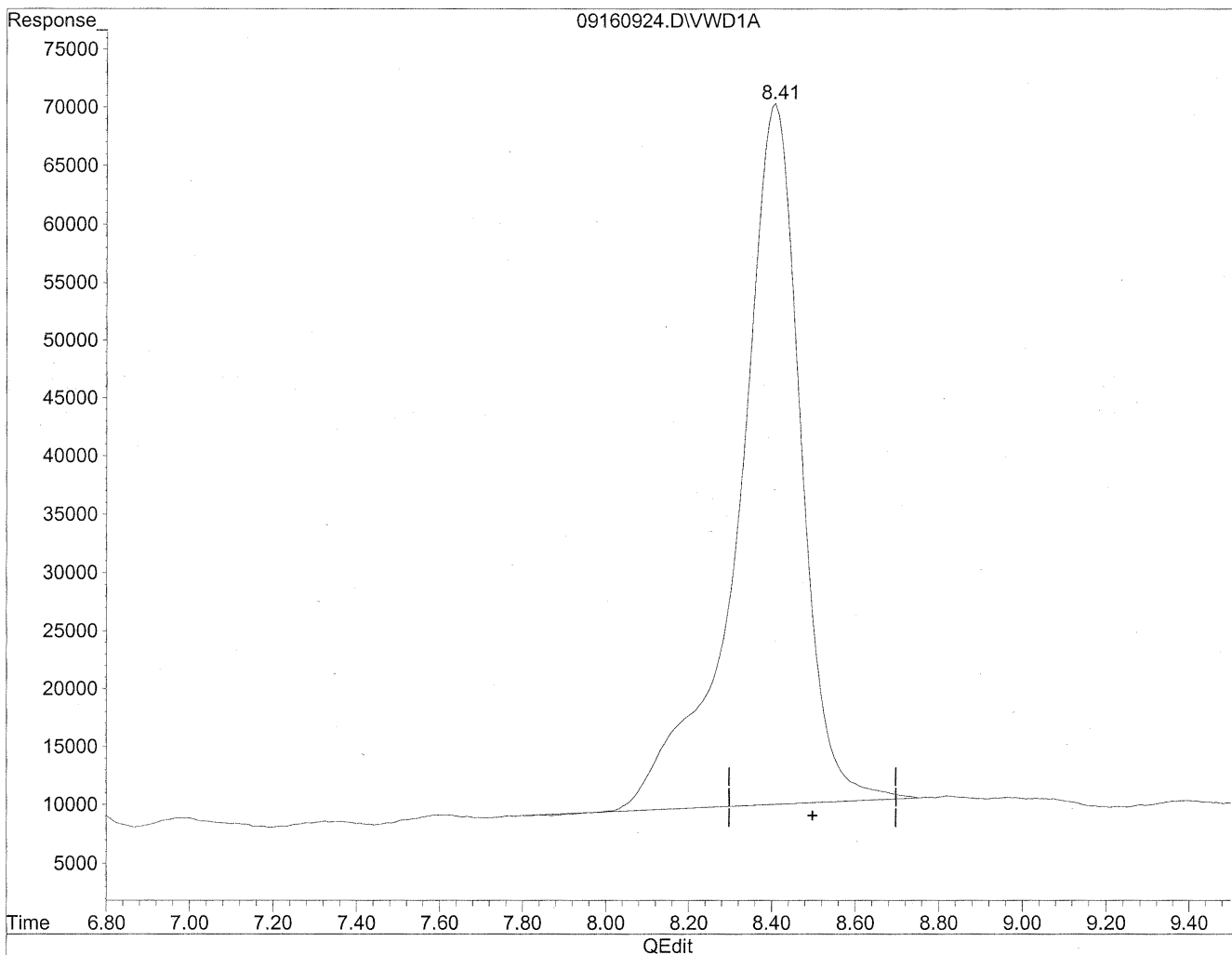
(8) Valeraldehyde
6.64min 585.231ng/ml m
response 1989576

MD
9/21/09
BC
the
alcohol

Quantitation Report

Data File : J:\LC02\DATA\TO11A\2009_09\16\09160924.D Vial: 110
Acq On : 16-Sep-2009, 15:26 Operator: MD
Sample : P0903146-002 front 1.0ml Inst : VWD
Misc : Multiplr: 1.00
IntFile : events.e
Quant Time: Sep 21 16:16 19109 Quant Results File: TO110909.RES

Method : J:\LC02\METHODS\TO110909.M (Chemstation Integrator)
Title : LC-1050 TO-11A ICAL
Last Update : Mon Sep 21 12:16:55 2009
Response via : Multiple Level Calibration



(11) Hexaldehyde

8.41min 2136.972ng/ml

response 6326985

MD
9/21/09
m flag

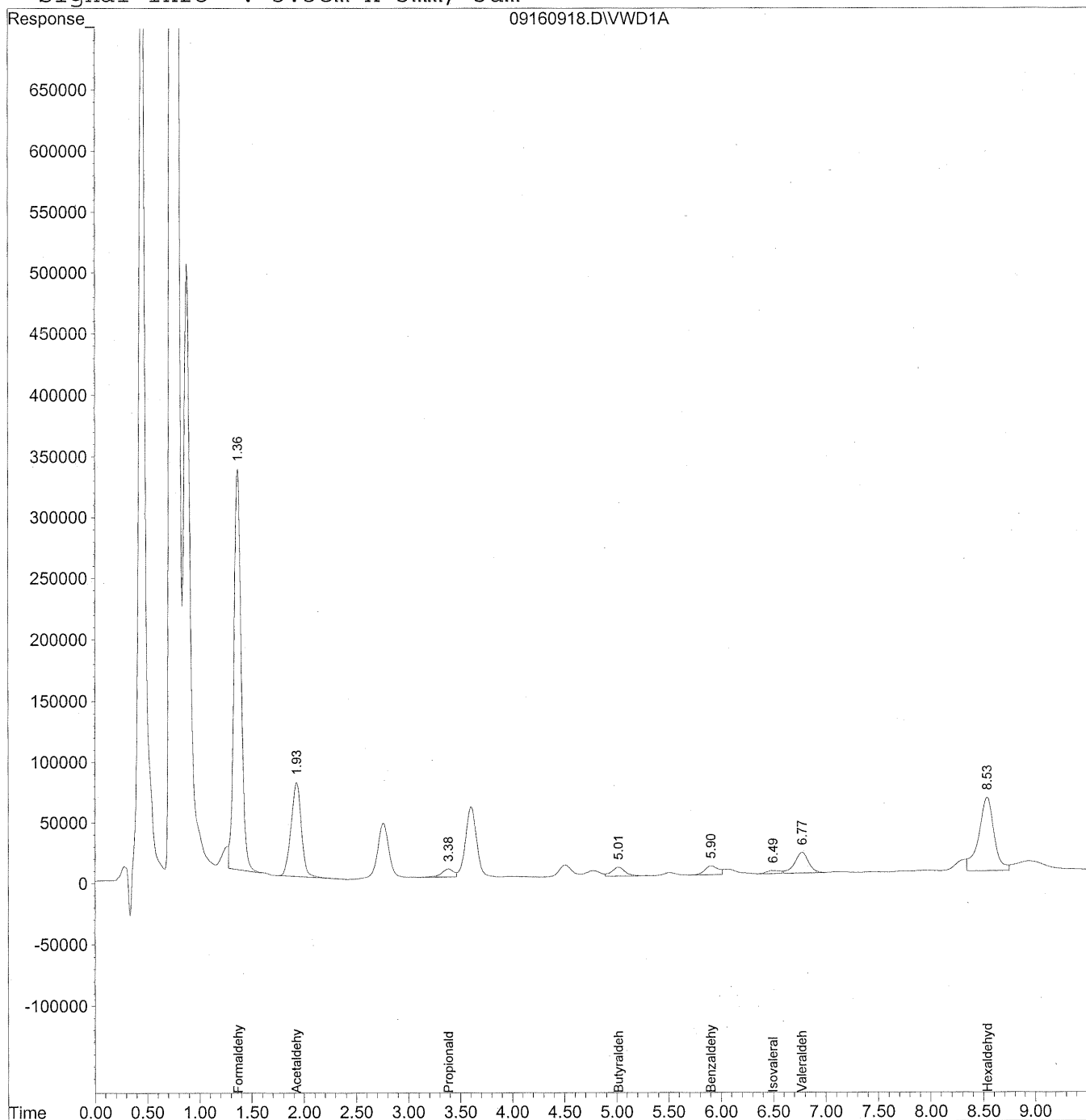
(+) = Expected Retention Time

Quantitation Report

Data File : J:\LC02\DATA\TO11A\2009_09\16\09160918.D Vial: 104
Acq On : 16-Sep-2009, 14:14 Operator: MD
Sample : P0903146-002 back 1.0ml Inst : VWD
Misc : Multiplr: 1.00
IntFile : events.e
Quant Time: Sep 21 16:09 19109 Quant Results File: TO110909.RES

Quant Method : J:\LC02\METHODS\TO110909.M (Chemstation Integrator)
Title : LC-1050 TO-11A ICAL
Last Update : Mon Sep 21 12:16:55 2009
Response via : Multiple Level Calibration
DataAcq Meth : TO-11A.M

Volume Inj. : 3uL
Signal Phase : Supelcosil LC-18
Signal Info : 3.3cm x 3mm, 3um



Data File : J:\LC02\DATA\TO11A\2009_09\16\09160918.D Vial: 104
 Acq On : 16-Sep-2009, 14:14 Operator: MD
 Sample : P0903146-002 back 1.0ml Inst : VWD
 Misc : Multiplr: 1.00
 IntFile : events.e
 Quant Time: Sep 21 16:09 19109 Quant Results File: TO110909.RES

Quant Method : J:\LC02\METHODS\TO110909.M (Chemstation Integrator)
 Title : LC-1050 TO-11A ICAL
 Last Update : Mon Sep 21 12:16:55 2009
 Response via : Initial Calibration
 DataAcq Meth : TO-11A.M

Volume Inj. : 3uL
 Signal Phase : Supelcosil LC-18
 Signal Info : 3.3cm x 3mm, 3um

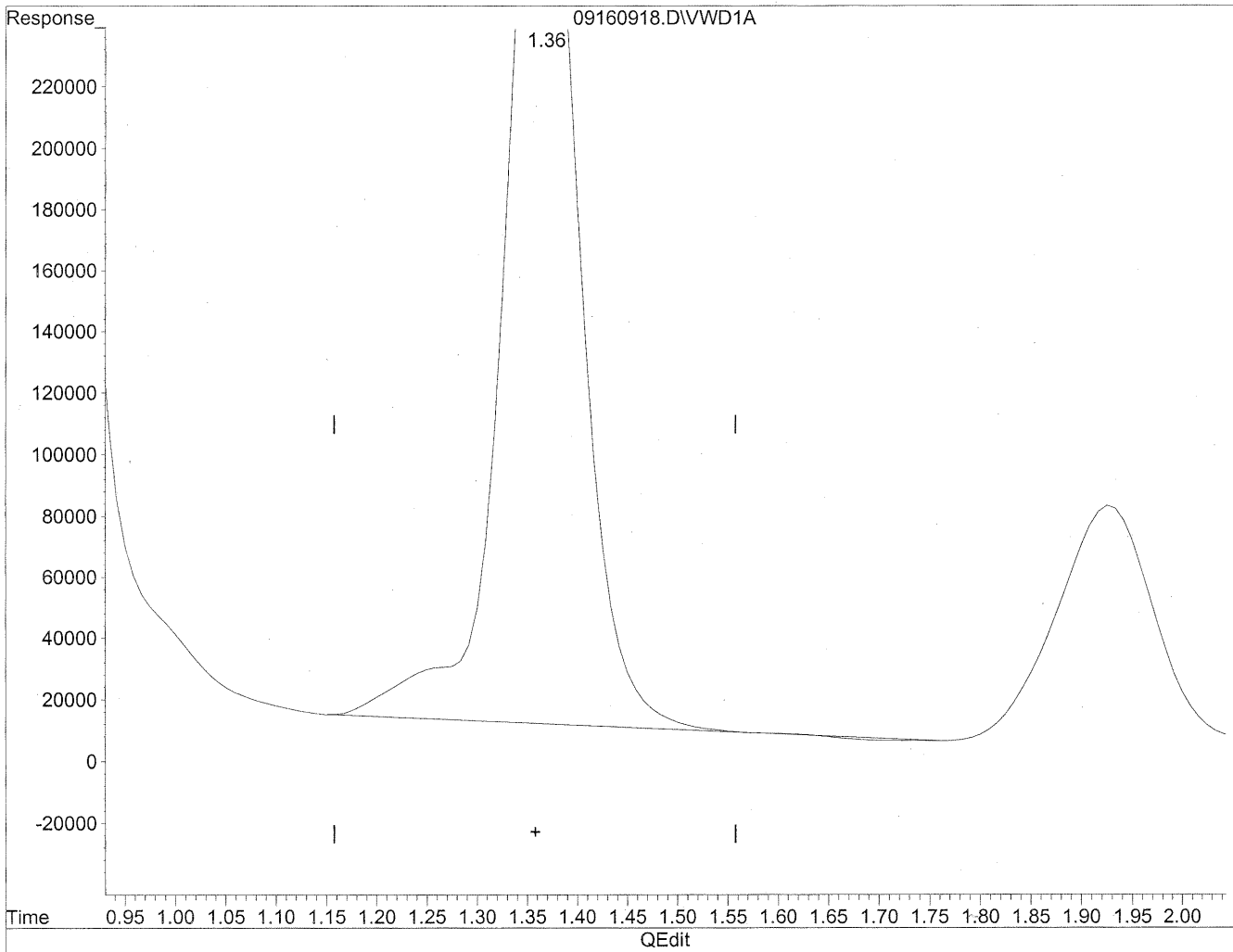
Compound	R.T.	Response	Conc	Units

Target Compounds				
1) Formaldehyde	1.36	15769592	1764.838	ng/mlm
2) Acetaldehyde	1.93	5329767	819.864	ng/ml
3) Propionaldehyde	3.38	545892	105.023	ng/ml
4) Crotonaldehyde	0.00	0	N.D.	ng/ml
5) Butyraldehyde	5.02	674282	166.376	ng/ml
6) Benzaldehyde	5.90	646100	236.807	ng/ml
7) Isovaleraldehyde	6.50	212874	61.850	ng/ml
8) Valeraldehyde	6.77	1568224	461.291	ng/mlm
9) o-Tolualdehyde	0.00	0	N.D.	ng/ml
10) m,p-Tolualdehyde	0.00	0	N.D.	ng/ml
11) Hexaldehyde	8.53	6108026	2063.017	ng/mlm
12) 2,5-Dimethylbenzaldehyde	0.00	0	N.D.	ng/ml

Quantitation Report

Data File : J:\LC02\DATA\TO11A\2009_09\16\09160918.D Vial: 104
Acq On : 16-Sep-2009, 14:14 Operator: MD
Sample : P0903146-002 back 1.0ml Inst : VWD
Misc : Multiplr: 1.00
IntFile : events.e
Quant Time: Sep 21 16:08 19109 Quant Results File: TO110909.RES

Method : J:\LC02\METHODS\TO110909.M (Chemstation Integrator)
Title : LC-1050 TO-11A ICAL
Last Update : Mon Sep 21 12:16:55 2009
Response via : Multiple Level Calibration

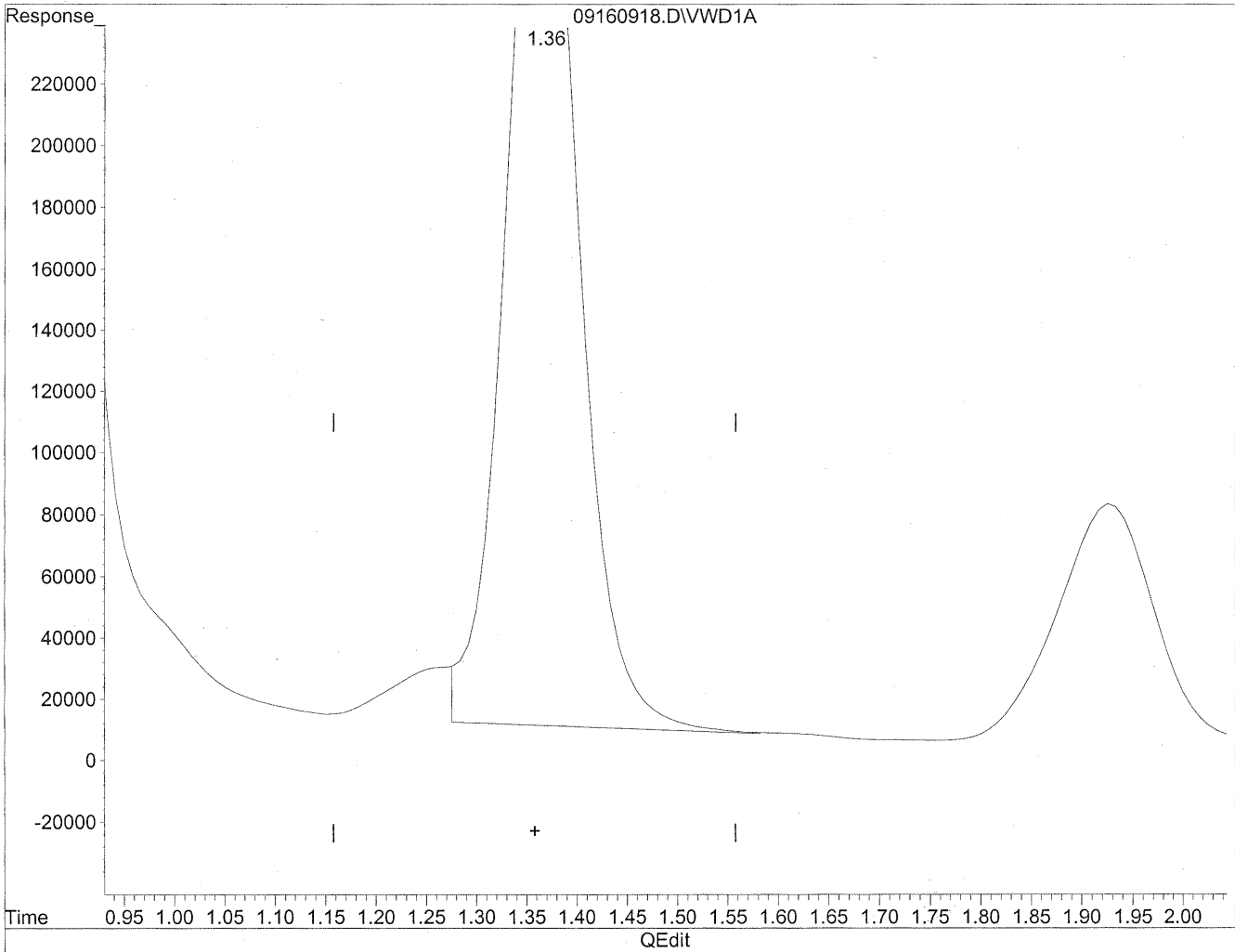


(1) Formaldehyde
1.37min 1824.986ng/ml
response 16307034

Quantitation Report

Data File : J:\LC02\DATA\TO11A\2009_09\16\09160918.D Vial: 104
Acq On : 16-Sep-2009, 14:14 Operator: MD
Sample : P0903146-002 back 1.0ml Inst : VWD
Misc : Multiplr: 1.00
IntFile : events.e
Quant Time: Sep 21 16:08 19109 Quant Results File: TO110909.RES

Method : J:\LC02\METHODS\TO110909.M (Chemstation Integrator)
Title : LC-1050 TO-11A ICAL
Last Update : Mon Sep 21 12:16:55 2009
Response via : Multiple Level Calibration



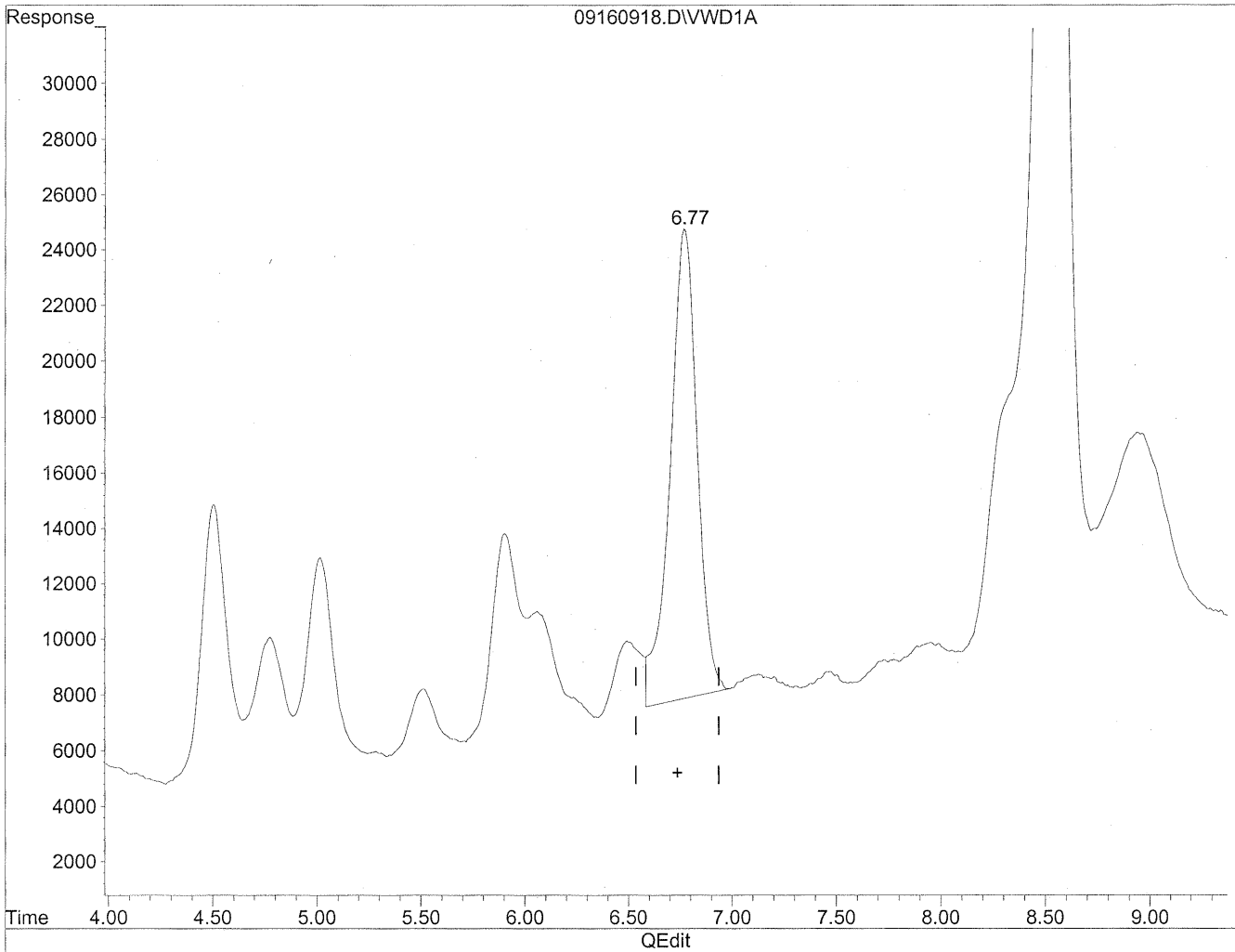
(1) Formaldehyde
1.36min 1764.838ng/ml m
response 15769592

Handwritten notes:
+16
9/22/09
9/22/09
sh
mm

Quantitation Report

Data File : J:\LC02\DATA\TO11A\2009_09\16\09160918.D Vial: 104
Acq On : 16-Sep-2009, 14:14 Operator: MD
Sample : P0903146-002 back 1.0ml Inst : VWD
Misc : Multiplr: 1.00
IntFile : events.e
Quant Time: Sep 21 16:08 19109 Quant Results File: TO110909.RES

Method : J:\LC02\METHODS\TO110909.M (Chemstation Integrator)
Title : LC-1050 TO-11A ICAL
Last Update : Mon Sep 21 12:16:55 2009
Response via : Multiple Level Calibration

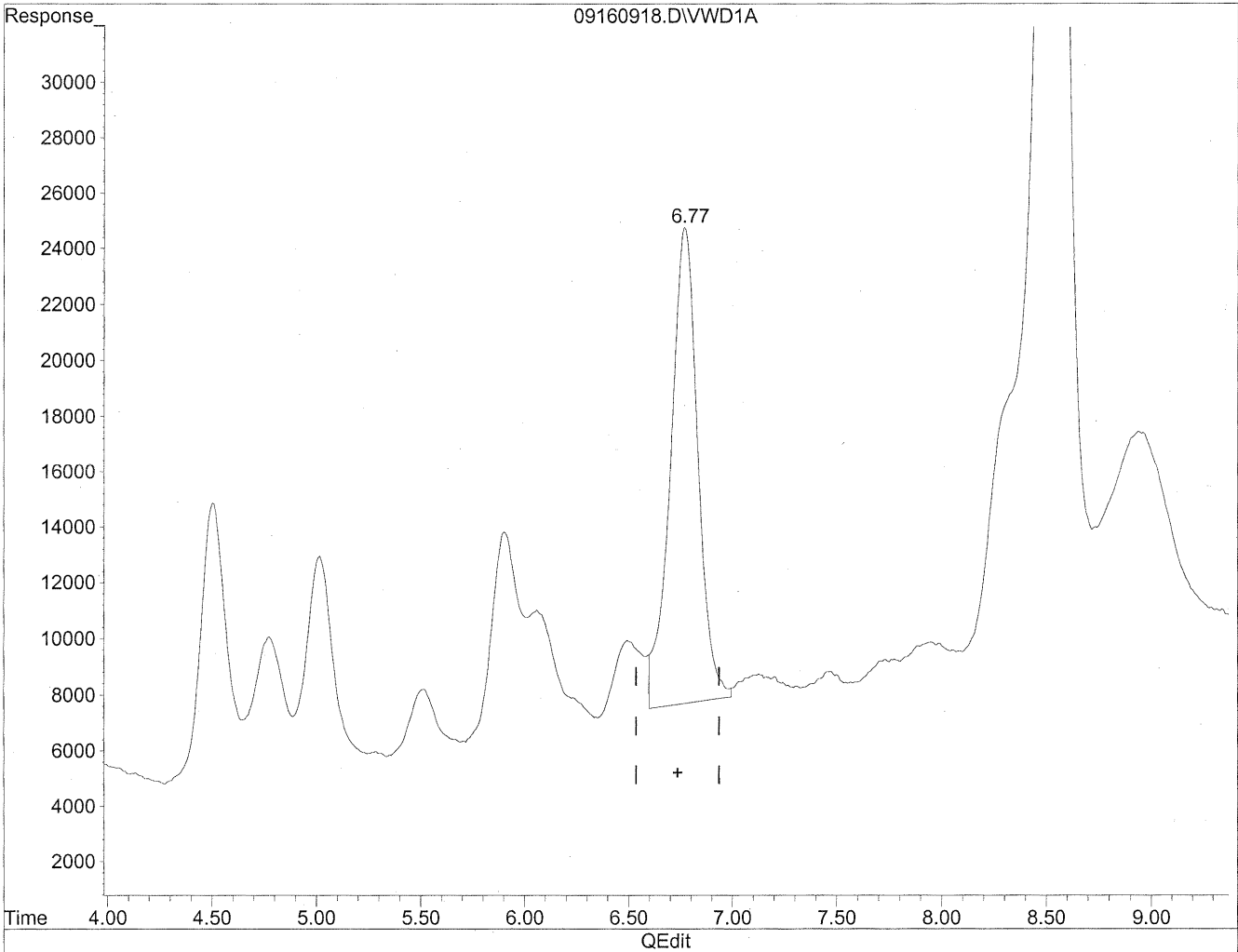


(8) Valeraldehyde
6.77min 453.403ng/ml
response 1541408

Quantitation Report

Data File : J:\LC02\DATA\TO11A\2009_09\16\09160918.D Vial: 104
Acq On : 16-Sep-2009, 14:14 Operator: MD
Sample : P0903146-002 back 1.0ml Inst : VWD
Misc : Multiplr: 1.00
IntFile : events.e
Quant Time: Sep 21 16:08 19109 Quant Results File: TO110909.RES

Method : J:\LC02\METHODS\TO110909.M (Chemstation Integrator)
Title : LC-1050 TO-11A ICAL
Last Update : Mon Sep 21 12:16:55 2009
Response via : Multiple Level Calibration



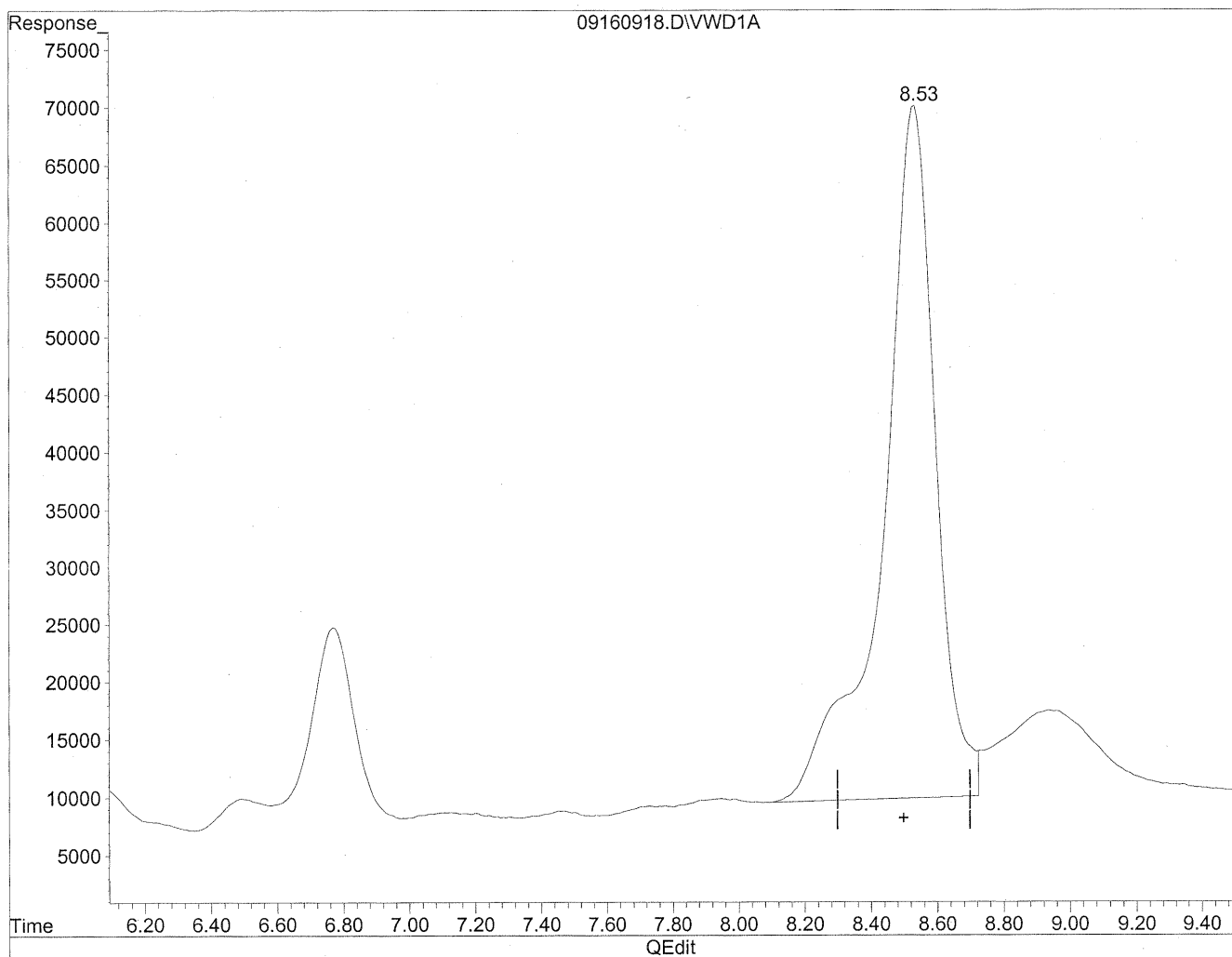
(8) Valeraldehyde
6.77min 461.291ng/ml m
response 1568224

Handwritten notes:
HL 9/22/09
MM
9/22/09
BC

Quantitation Report

Data File : J:\LC02\DATA\TO11A\2009_09\16\09160918.D Vial: 104
Acq On : 16-Sep-2009, 14:14 Operator: MD
Sample : P0903146-002 back 1.0ml Inst : VWD
Misc : Multiplr: 1.00
IntFile : events.e
Quant Time: Sep 21 16:08 19109 Quant Results File: TO110909.RES

Method : J:\LC02\METHODS\TO110909.M (Chemstation Integrator)
Title : LC-1050 TO-11A ICAL
Last Update : Mon Sep 21 12:16:55 2009
Response via : Multiple Level Calibration

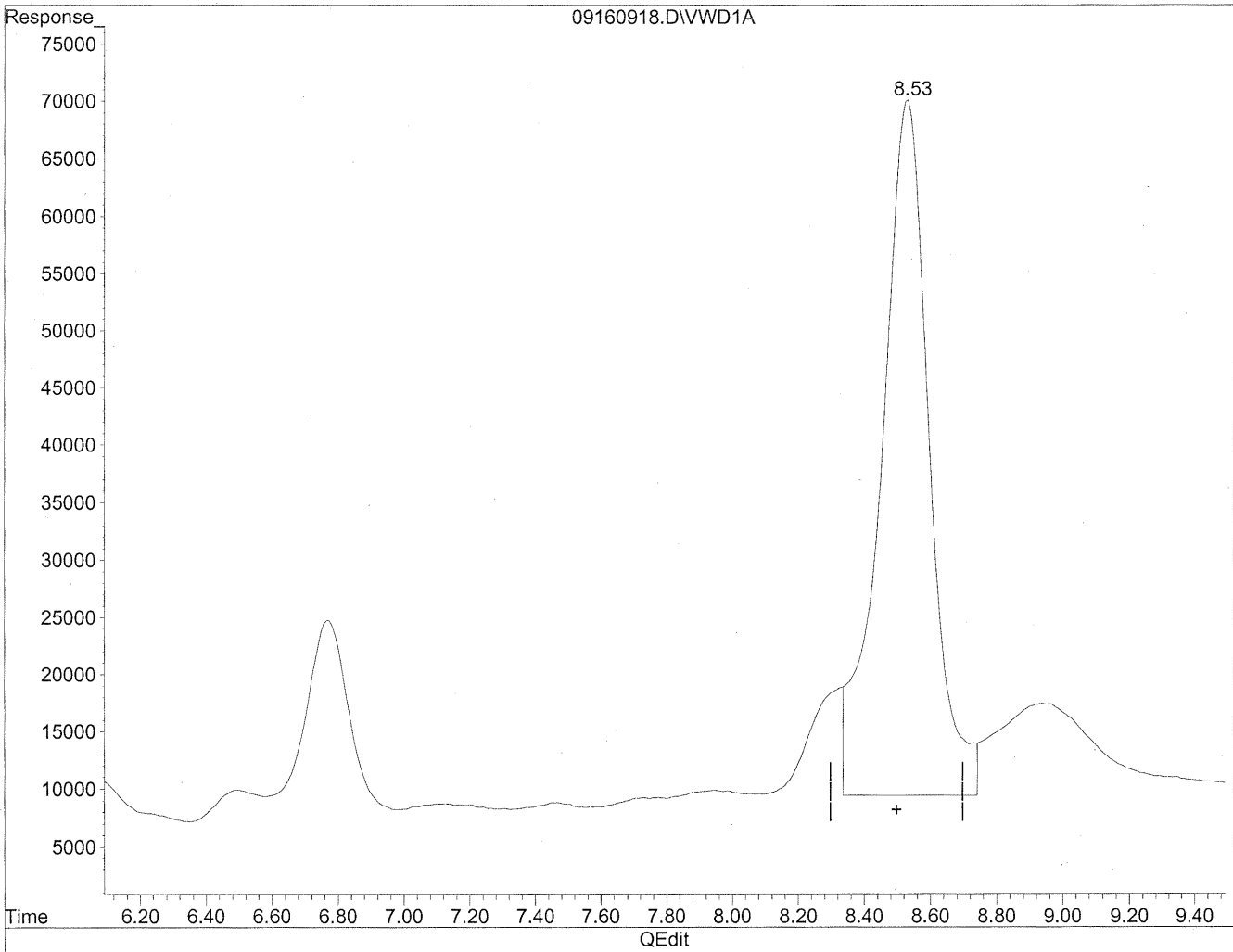


(11) Hexaldehyde
8.53min 2217.896ng/ml
response 6566580

Quantitation Report

Data File : J:\LC02\DATA\TO11A\2009_09\16\09160918.D Vial: 104
Acq On : 16-Sep-2009, 14:14 Operator: MD
Sample : P0903146-002 back 1.0ml Inst : VWD
Misc : Multiplr: 1.00
IntFile : events.e
Quant Time: Sep 21 16:08 19109 Quant Results File: TO110909.RES

Method : J:\LC02\METHODS\TO110909.M (Chemstation Integrator)
Title : LC-1050 TO-11A ICAL
Last Update : Mon Sep 21 12:16:55 2009
Response via : Multiple Level Calibration



(11) Hexaldehyde
8.53min 2063.017ng/ml m
response 6108026

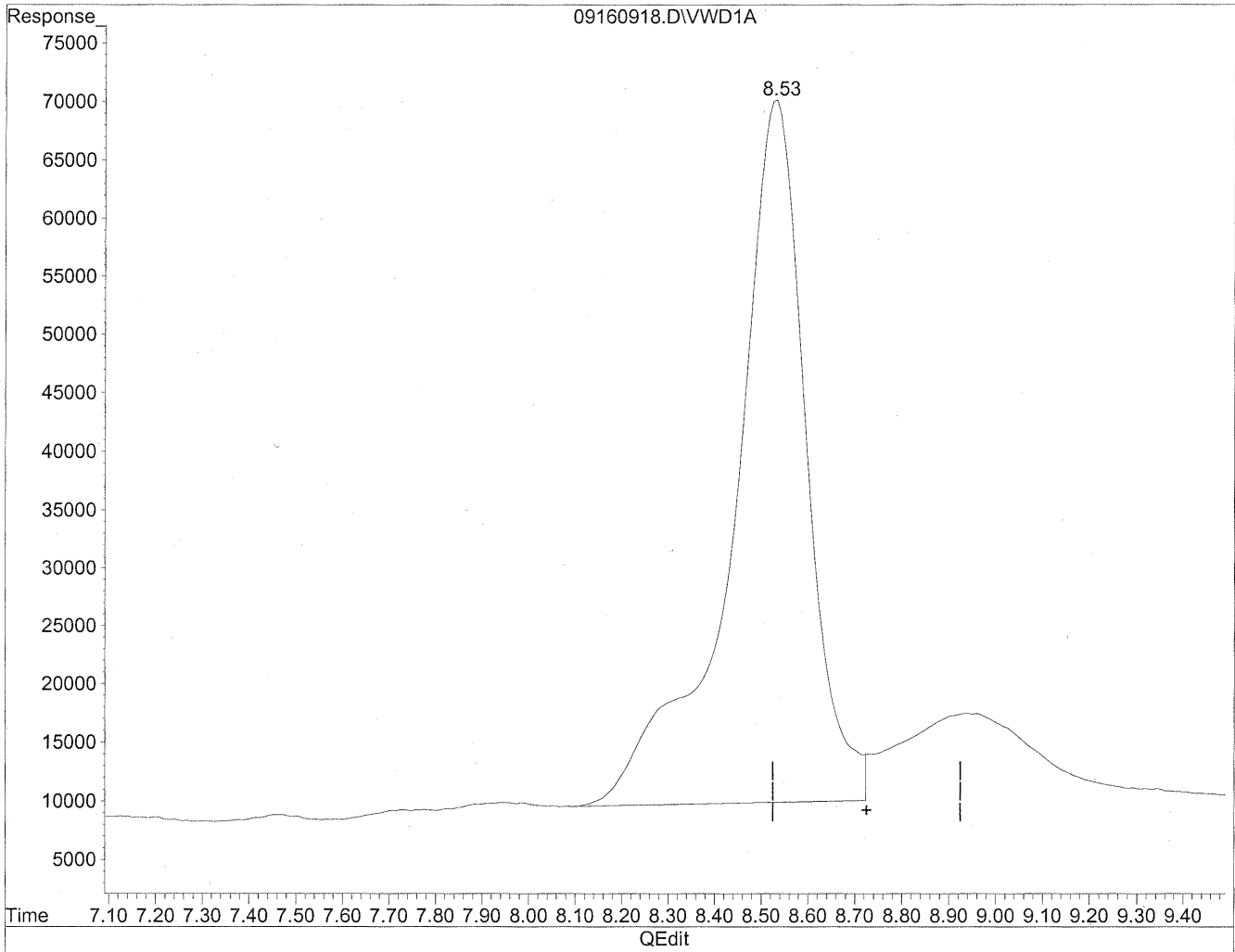
HL
9/22/09

(mm)
9/22/09
Sh

Quantitation Report

Data File : J:\LC02\DATA\TO11A\2009_09\16\09160918.D Vial: 104
Acq On : 16-Sep-2009, 14:14 Operator: MD
Sample : P0903146-002 back 1.0ml Inst : VWD
Misc : Multiplr: 1.00
IntFile : events.e
Quant Time: Sep 21 16:08 19109 Quant Results File: TO110909.RES

Method : J:\LC02\METHODS\TO110909.M (Chemstation Integrator)
Title : LC-1050 TO-11A ICAL
Last Update : Mon Sep 21 12:16:55 2009
Response via : Multiple Level Calibration

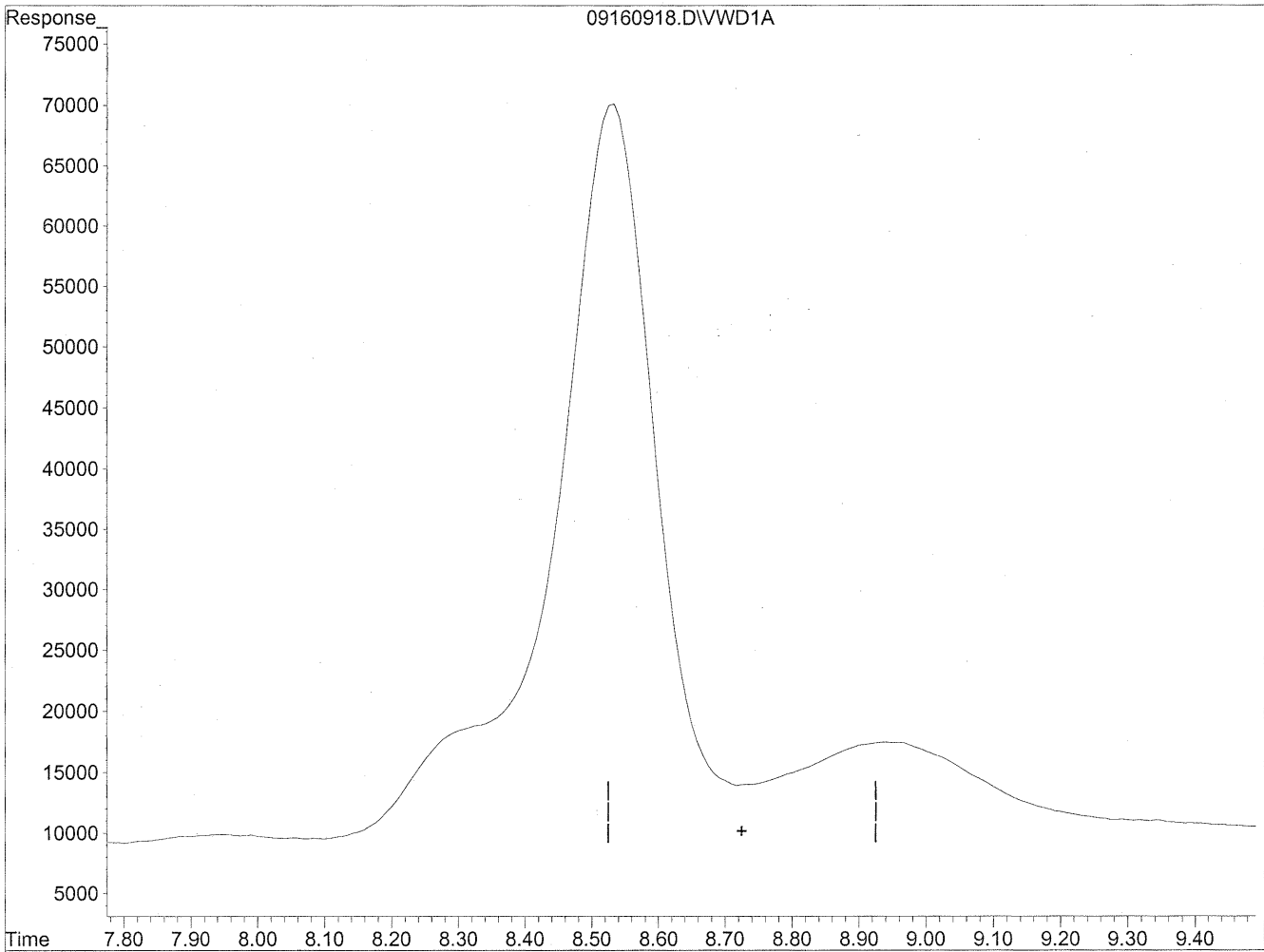


(12) 2,5-Dimethylbenzaldehyde
8.53min 3290.707ng/ml
response 6566580

Quantitation Report

Data File : J:\LC02\DATA\TO11A\2009_09\16\09160918.D Vial: 104
Acq On : 16-Sep-2009, 14:14 Operator: MD
Sample : P0903146-002 back 1.0ml Inst : VWD
Misc : Multiplr: 1.00
IntFile : events.e
Quant Time: Sep 21 16:08 19109 Quant Results File: TO110909.RES

Method : J:\LC02\METHODS\TO110909.M (Chemstation Integrator)
Title : LC-1050 TO-11A ICAL
Last Update : Mon Sep 21 12:16:55 2009
Response via : Multiple Level Calibration



(12) 2,5-Dimethylbenzaldehyde

0.00min 0.000ng/ml d

response 0

*HC
9/21/09*

*MD
9/22/09
MP*

COLUMBIA ANALYTICAL SERVICES, INC.

RESULTS OF ANALYSIS

Page 1 of 1

Client: Environmental Health & Engineering, Inc.

Client Sample ID: 102821

Client Project ID: 16512

CAS Project ID: P0903146

CAS Sample ID: P0903146-003

Test Code: EPA Method TO-11A

Instrument ID: HP1050/LC2

Analyst: Madeleine Dangazyan

Sampling Media: Silica Gel DNPH Tube

Test Notes: BC

Date Collected: 9/2/09

Date Received: 9/4/09

Date Analyzed: 9/16/09

Desorption Volume: 1.0 ml

Volume Sampled: 101.8 Liter(s)

CAS #	Compound	Result ng/Sample	Result µg/m ³	MRL µg/m ³	Result ppbV	MRL ppbV	Data Qualifier
50-00-0	Formaldehyde	2,700	27	0.98	22	0.80	
75-07-0	Acetaldehyde	1,600	16	0.98	8.7	0.55	BT
123-38-6	Propionaldehyde	170	1.7	0.98	0.72	0.41	
4170-30-3	Crotonaldehyde, Total	< 100	ND	0.98	ND	0.34	
123-72-8	Butyraldehyde	270	2.6	0.98	0.90	0.33	
100-52-7	Benzaldehyde	650	6.4	0.98	1.5	0.23	M
590-86-3	Isovaleraldehyde	110	1.1	0.98	0.32	0.28	
110-62-3	Valeraldehyde	760	7.5	0.98	2.1	0.28	
529-20-4	o-Tolualdehyde	< 100	ND	0.98	ND	0.20	
620-23-5							
104-87-0	m,p-Tolualdehyde	< 200	ND	2.0	ND	0.40	
66-25-1	n-Hexaldehyde	3,200	31	0.98	7.7	0.24	
5779-94-2	2,5-Dimethylbenzaldehyde	< 100	ND	0.98	ND	0.18	

ND = Compound was analyzed for, but not detected above the laboratory reporting limit.

MRL = Method Reporting Limit - The minimum quantity of a target analyte that can be confidently determined by the referenced method.

BC = Results reported are not blank corrected.

BT = Results indicated possible breakthrough; back section > 10% front section.

M = Matrix interference; results may be biased high.

Verified By: Re

Date: 9/23/09

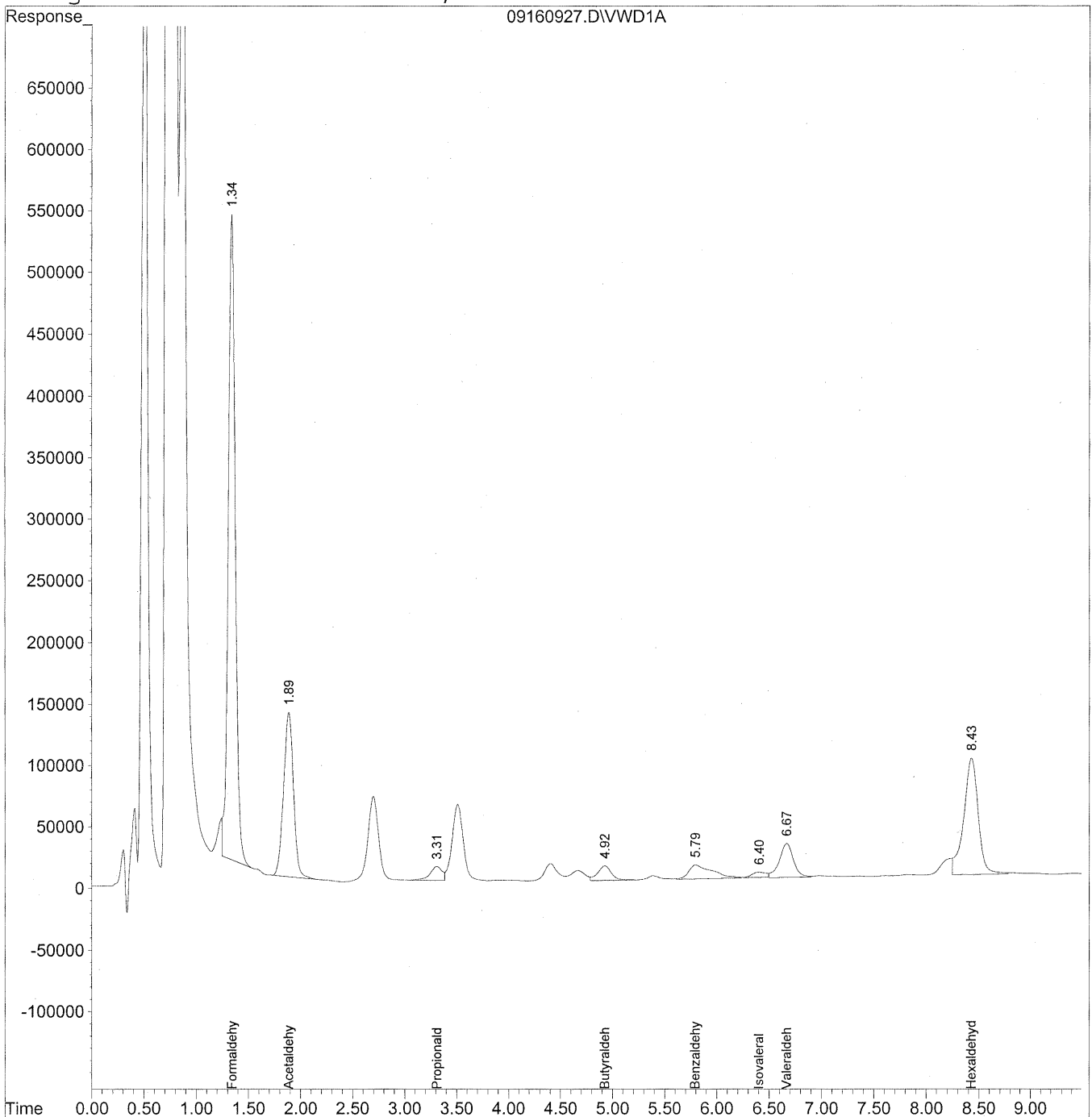
58

Quantitation Report

Data File : J:\LC02\DATA\TO11A\2009_09\16\09160927.D Vial: 111
Acq On : 16-Sep-2009, 16:01 Operator: MD
Sample : P0903146-003 front 1.0ml Inst : VWD
Misc : Multiplr: 1.00
IntFile : events.e
Quant Time: Sep 21 16:21 19109 Quant Results File: TO110909.RES

Quant Method : J:\LC02\METHODS\TO110909.M (Chemstation Integrator)
Title : LC-1050 TO-11A ICAL
Last Update : Mon Sep 21 12:16:55 2009
Response via : Multiple Level Calibration
DataAcq Meth : TO-11A.M

Volume Inj. : 3uL
Signal Phase : Supelcosil LC-18
Signal Info : 3.3cm x 3mm, 3um



Data File : J:\LC02\DATA\TO11A\2009_09\16\09160927.D Vial: 111
 Acq On : 16-Sep-2009, 16:01 Operator: MD
 Sample : P0903146-003 front 1.0ml Inst : VWD
 Misc : Multiplr: 1.00
 IntFile : events.e
 Quant Time: Sep 21 16:21 19109 Quant Results File: TO110909.RES

Quant Method : J:\LC02\METHODS\TO110909.M (Chemstation Integrator)
 Title : LC-1050 TO-11A ICAL
 Last Update : Mon Sep 21 12:16:55 2009
 Response via : Initial Calibration
 DataAcq Meth : TO-11A.M

Volume Inj. : 3uL
 Signal Phase : Supelcosil LC-18
 Signal Info : 3.3cm x 3mm, 3um

Compound	R.T.	Response	Conc	Units

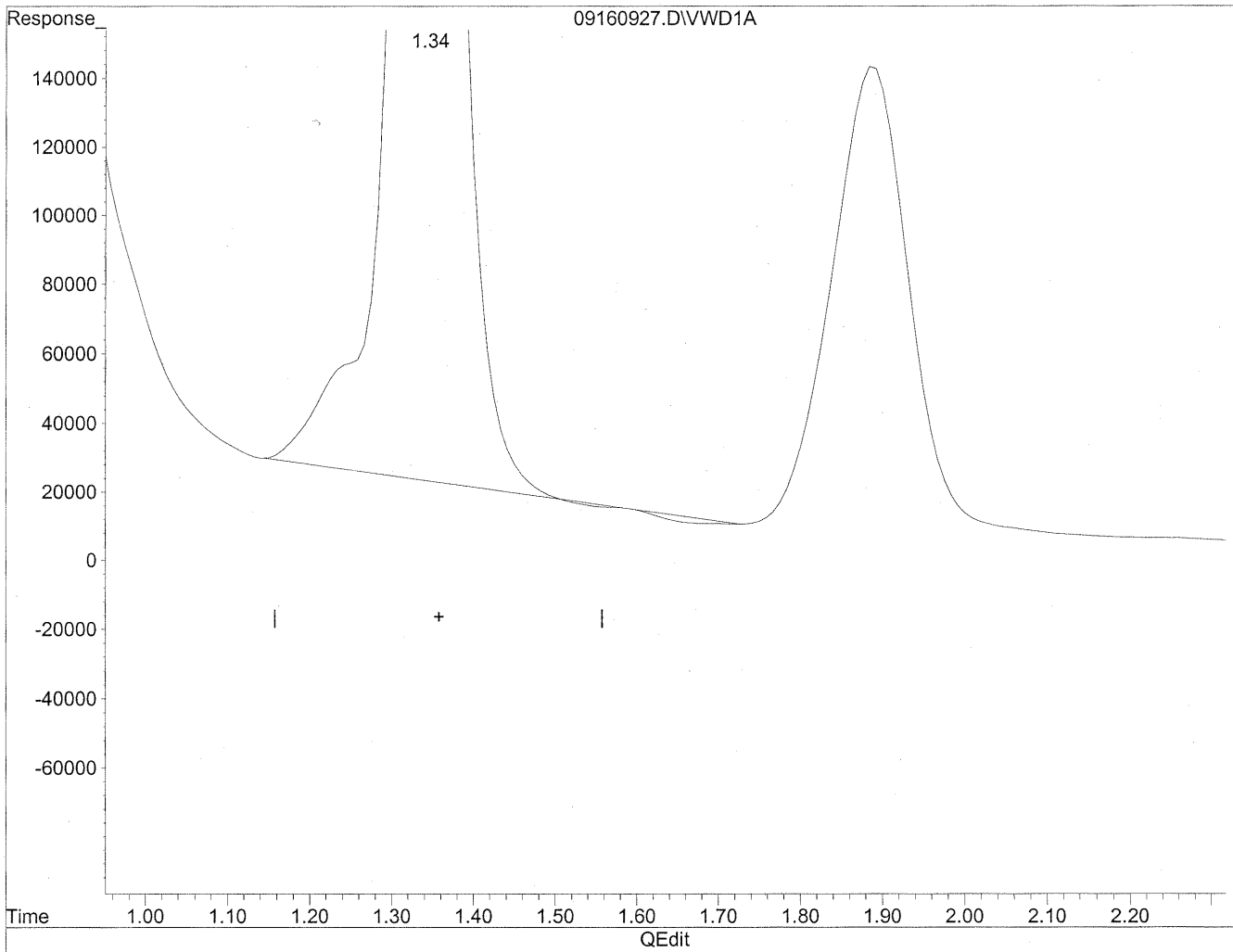
Target Compounds				
1) Formaldehyde	1.34	24408214	2731.621	ng/mlm
2) Acetaldehyde	1.89	8802259	1354.028	ng/mlm
3) Propionaldehyde	3.31	906582	174.416	ng/ml
4) Crotonaldehyde	0.00	0	N.D.	ng/ml
5) Butyraldehyde	4.92	1089474	268.822	ng/mlm
6) Benzaldehyde	5.79	1780593	652.620	ng/mlm *
7) Isovaleraldehyde	6.41	390622	113.494	ng/ml
8) Valeraldehyde	6.67	2587021	760.969	ng/mlm
9) o-Tolualdehyde	0.00	0	N.D.	ng/ml
10) m,p-Tolualdehyde	0.00	0	N.D.	ng/ml
11) Hexaldehyde	8.43	9034790	3051.547	ng/mlm
12) 2,5-Dimethylbenzaldehyde	0.00	0	N.D.	ng/ml

(* m flag)

Quantitation Report

Data File : J:\LC02\DATA\TO11A\2009_09\16\09160927.D Vial: 111
Acq On : 16-Sep-2009, 16:01 Operator: MD
Sample : P0903146-003 front 1.0ml Inst : VWD
Misc : Multiplr: 1.00
IntFile : events.e
Quant Time: Sep 21 16:18 19109 Quant Results File: TO110909.RES

Method : J:\LC02\METHODS\TO110909.M (Chemstation Integrator)
Title : LC-1050 TO-11A ICAL
Last Update : Mon Sep 21 12:16:55 2009
Response via : Multiple Level Calibration

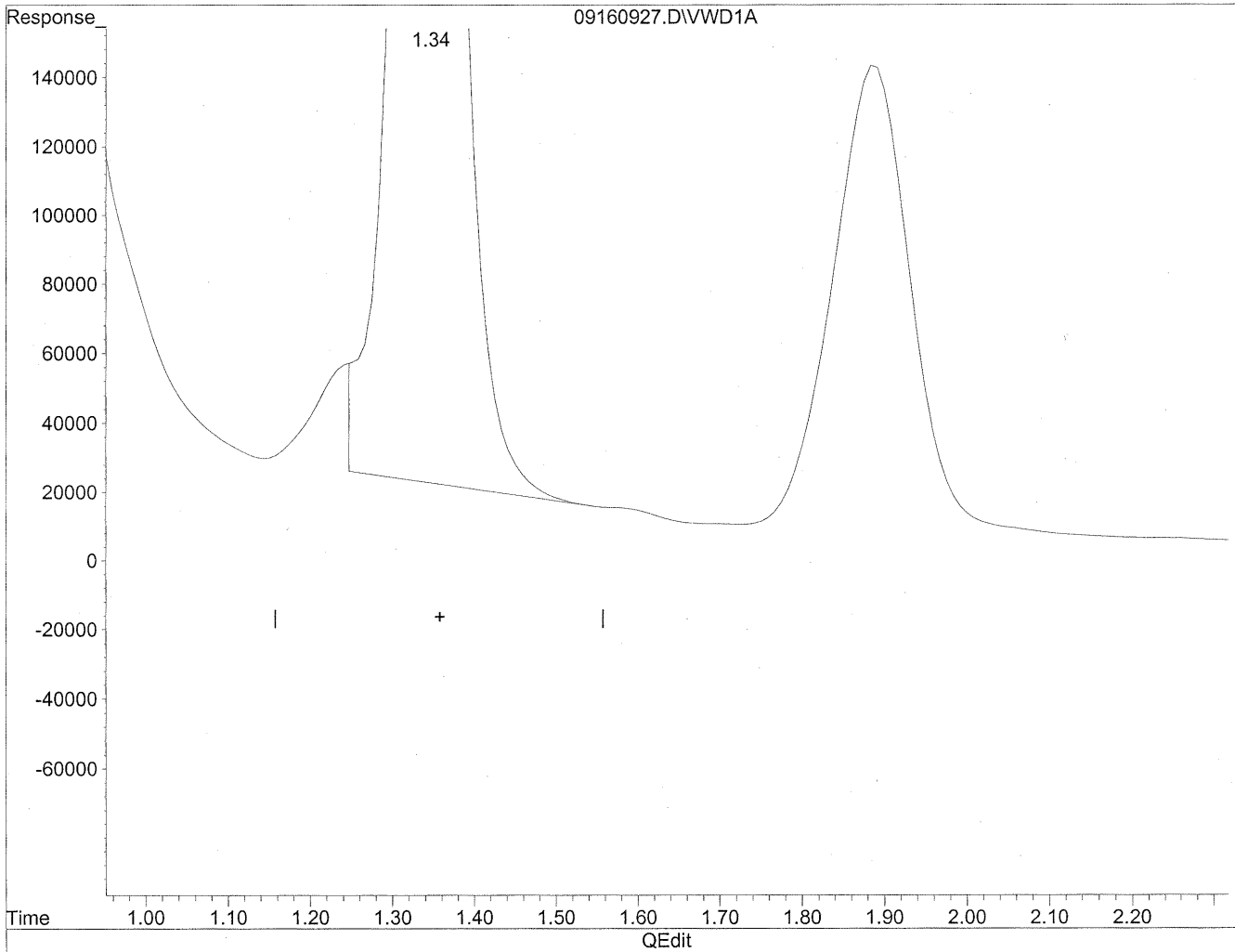


(1) Formaldehyde
1.34min 2811.679ng/ml
response 25123566

Quantitation Report

Data File : J:\LC02\DATA\TO11A\2009_09\16\09160927.D Vial: 111
Acq On : 16-Sep-2009, 16:01 Operator: MD
Sample : P0903146-003 front 1.0ml Inst : VWD
Misc : Multiplr: 1.00
IntFile : events.e
Quant Time: Sep 21 16:18 19109 Quant Results File: TO110909.RES

Method : J:\LC02\METHODS\TO110909.M (Chemstation Integrator)
Title : LC-1050 TO-11A ICAL
Last Update : Mon Sep 21 12:16:55 2009
Response via : Multiple Level Calibration



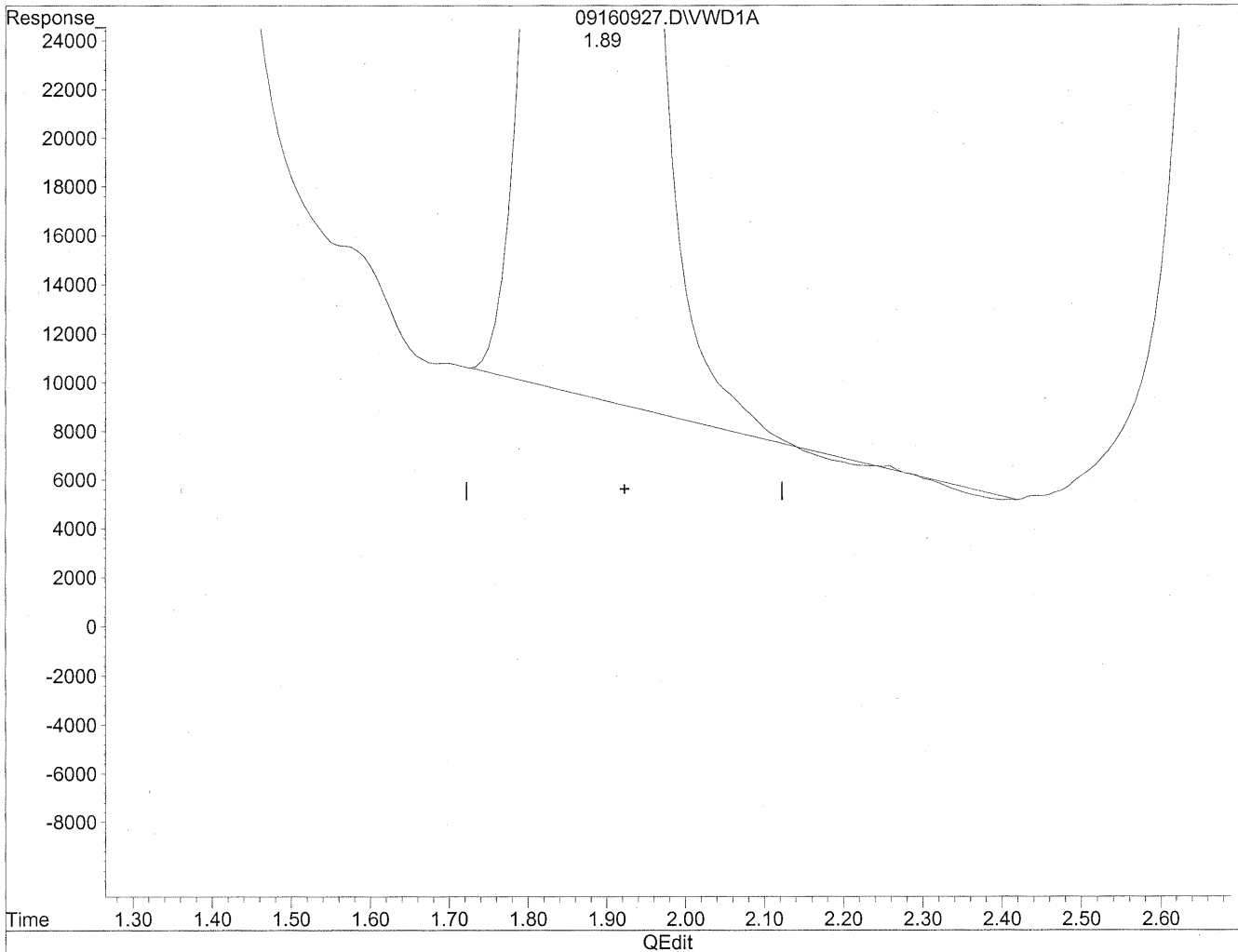
(1) Formaldehyde
1.34min 2731.621ng/ml m
response 24408214

MD
9/21/09
sh
HC
al/21/09

Quantitation Report

Data File : J:\LC02\DATA\TO11A\2009_09\16\09160927.D Vial: 111
Acq On : 16-Sep-2009, 16:01 Operator: MD
Sample : P0903146-003 front 1.0ml Inst : VWD
Misc : Multiplr: 1.00
IntFile : events.e
Quant Time: Sep 21 16:18 19109 Quant Results File: TO110909.RES

Method : J:\LC02\METHODS\TO110909.M (Chemstation Integrator)
Title : LC-1050 TO-11A ICAL
Last Update : Mon Sep 21 12:16:55 2009
Response via : Multiple Level Calibration

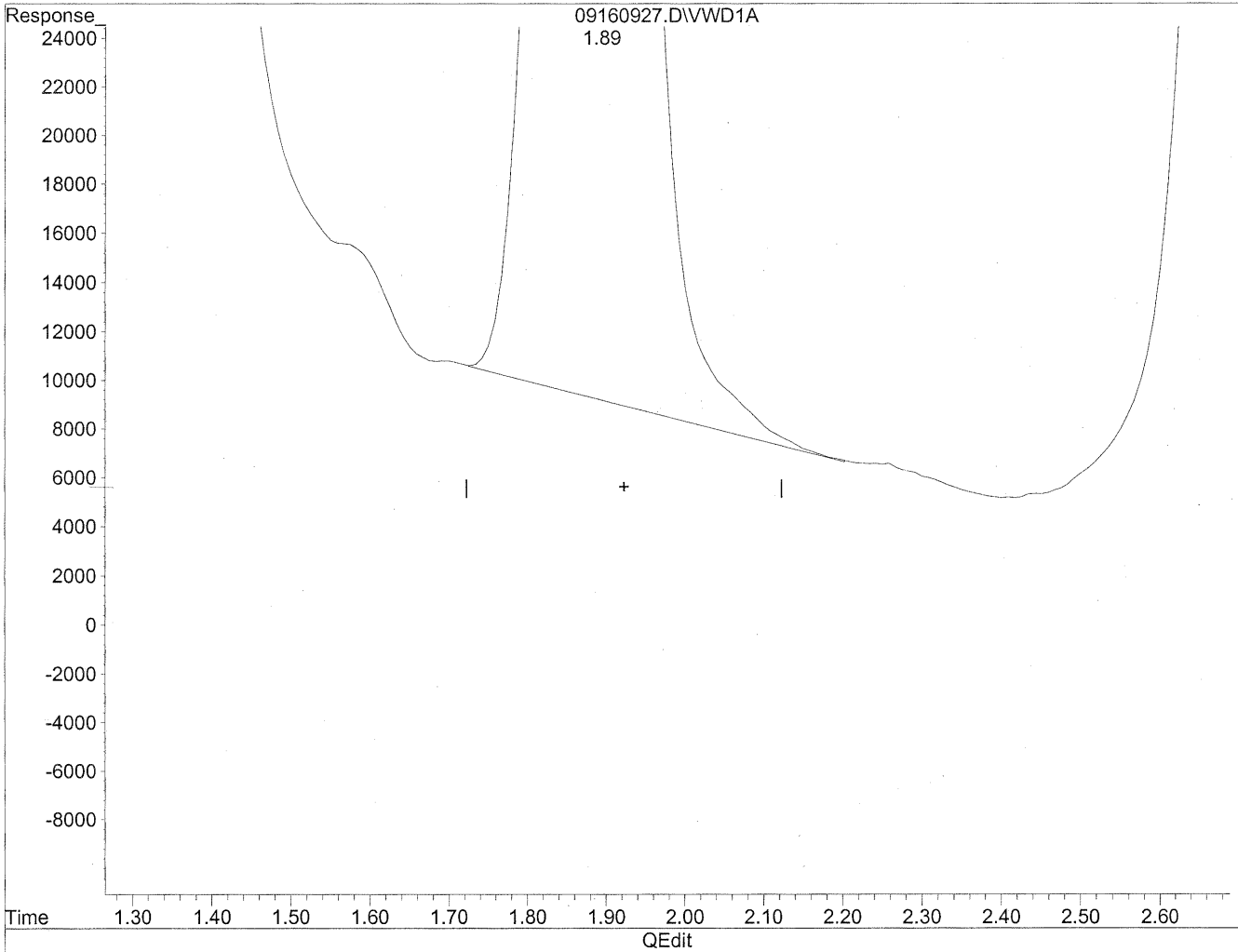


(2) Acetaldehyde
1.89min 1347.312ng/ml
response 8758602

Quantitation Report

Data File : J:\LC02\DATA\TO11A\2009_09\16\09160927.D Vial: 111
Acq On : 16-Sep-2009, 16:01 Operator: MD
Sample : P0903146-003 front 1.0ml Inst : VWD
Misc : Multiplr: 1.00
IntFile : events.e
Quant Time: Sep 21 16:18 19109 Quant Results File: TO110909.RES

Method : J:\LC02\METHODS\TO110909.M (Chemstation Integrator)
Title : LC-1050 TO-11A ICAL
Last Update : Mon Sep 21 12:16:55 2009
Response via : Multiple Level Calibration



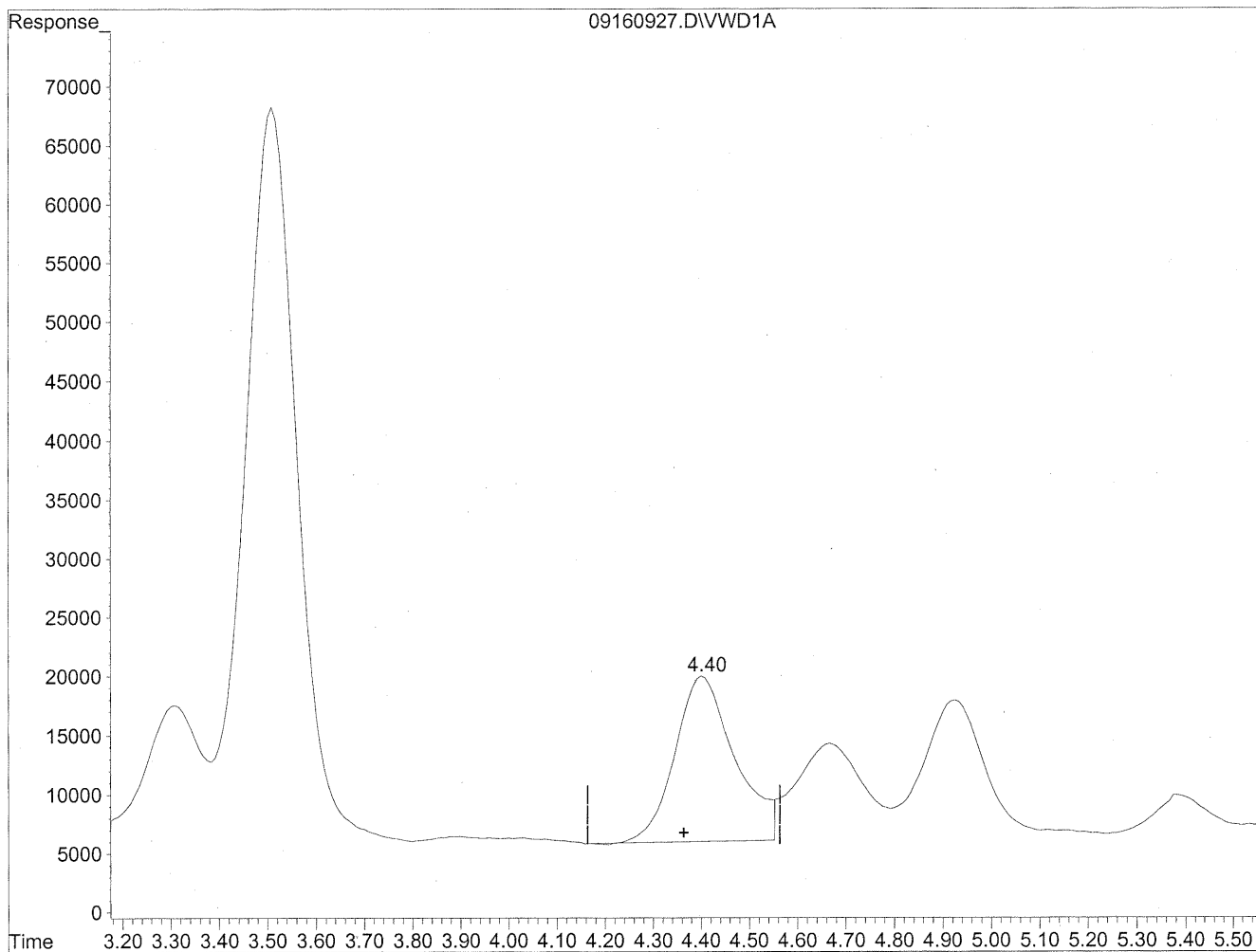
(2) Acetaldehyde
1.89min 1354.028ng/ml m
response 8802259

Handwritten notes:
MD (circled)
9/24/09
12
HU
9/22/09

Quantitation Report

Data File : J:\LC02\DATA\TO11A\2009_09\16\09160927.D Vial: 111
Acq On : 16-Sep-2009, 16:01 Operator: MD
Sample : P0903146-003 front 1.0ml Inst : VWD
Misc : Multiplr: 1.00
IntFile : events.e
Quant Time: Sep 21 16:18 19109 Quant Results File: TO110909.RES

Method : J:\LC02\METHODS\TO110909.M (Chemstation Integrator)
Title : LC-1050 TO-11A ICAL
Last Update : Mon Sep 21 12:16:55 2009
Response via : Multiple Level Calibration

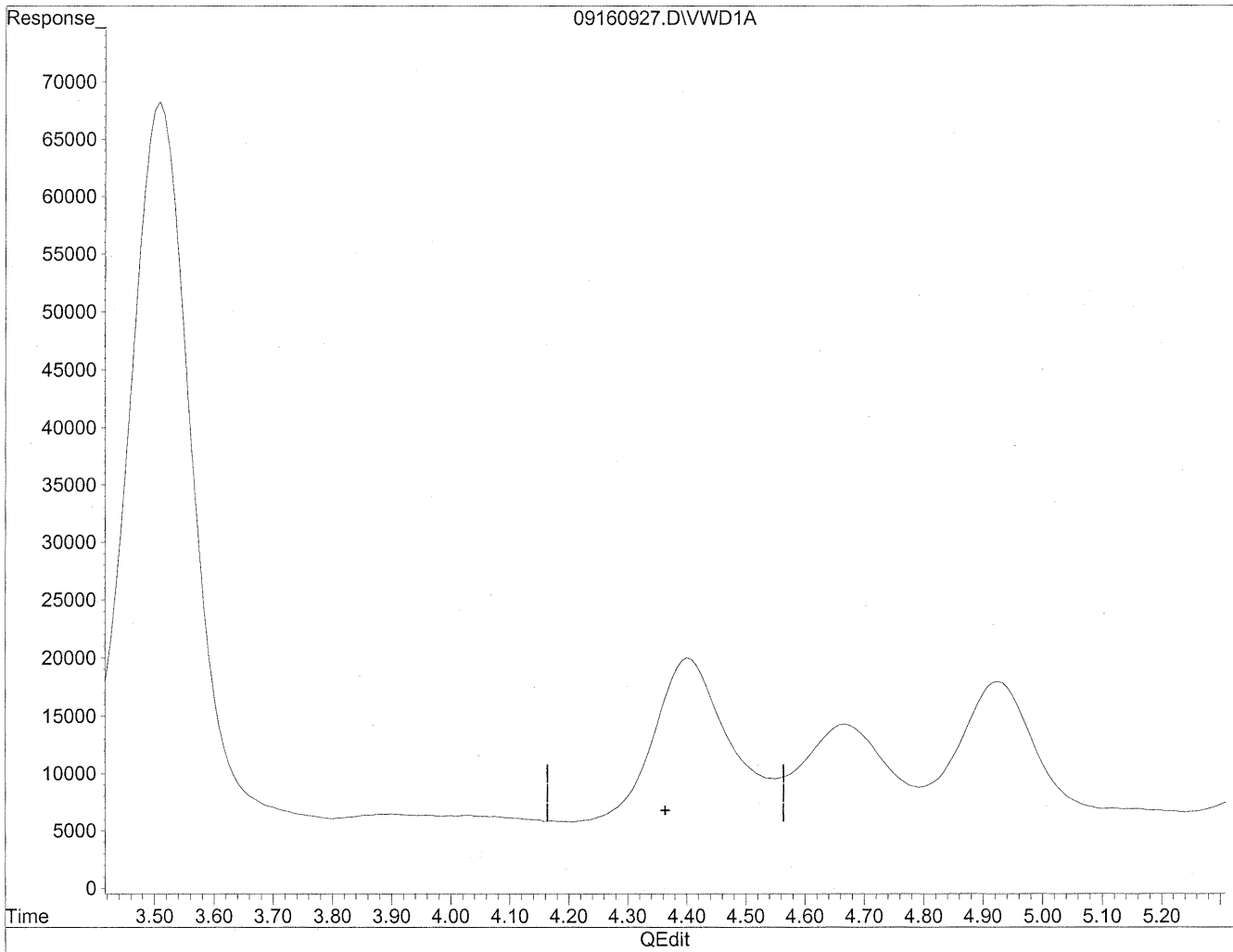


(4) Crotonaldehyde
4.40min 296.385ng/ml
response 1203196

Quantitation Report

Data File : J:\LC02\DATA\TO11A\2009_09\16\09160927.D Vial: 111
Acq On : 16-Sep-2009, 16:01 Operator: MD
Sample : P0903146-003 front 1.0ml Inst : VWD
Misc : Multiplr: 1.00
IntFile : events.e
Quant Time: Sep 21 16:18 19109 Quant Results File: TO110909.RES

Method : J:\LC02\METHODS\TO110909.M (Chemstation Integrator)
Title : LC-1050 TO-11A ICAL
Last Update : Mon Sep 21 12:16:55 2009
Response via : Multiple Level Calibration



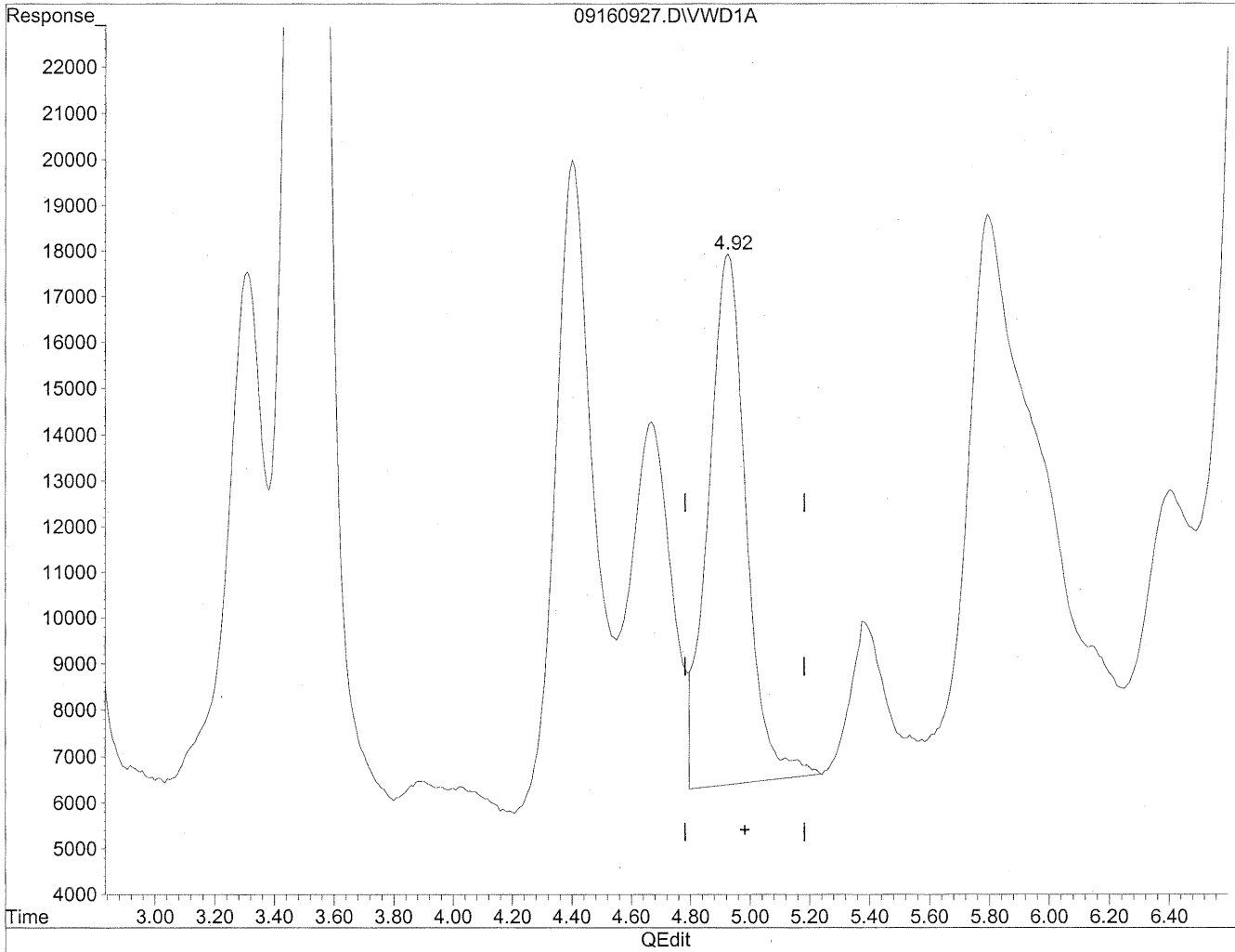
(4) Crotonaldehyde
0.00min 0.000ng/ml d
response 0

MD
9/21/09
MP
HC
9/22/09

Quantitation Report

Data File : J:\LC02\DATA\TO11A\2009_09\16\09160927.D Vial: 111
Acq On : 16-Sep-2009, 16:01 Operator: MD
Sample : P0903146-003 front 1.0ml Inst : VWD
Misc : Multiplr: 1.00
IntFile : events.e
Quant Time: Sep 21 16:18 19109 Quant Results File: TO110909.RES

Method : J:\LC02\METHODS\TO110909.M (Chemstation Integrator)
Title : LC-1050 TO-11A ICAL
Last Update : Mon Sep 21 12:16:55 2009
Response via : Multiple Level Calibration

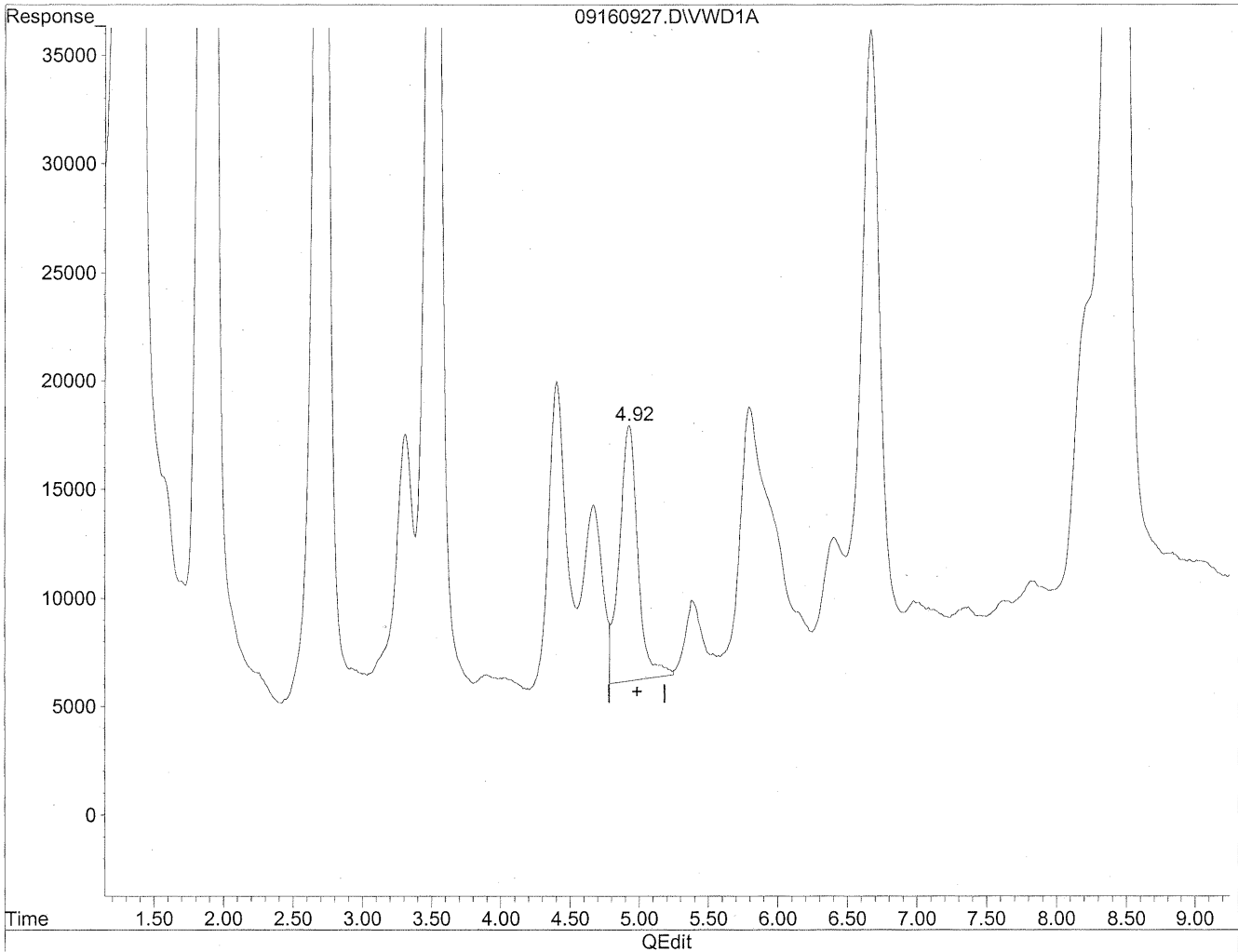


(5) Butyraldehyde
4.93min 253.131ng/ml
response 1025883

Quantitation Report

Data File : J:\LC02\DATA\TO11A\2009_09\16\09160927.D Vial: 111
Acq On : 16-Sep-2009, 16:01 Operator: MD
Sample : P0903146-003 front 1.0ml Inst : VWD
Misc : Multiplr: 1.00
IntFile : events.e
Quant Time: Sep 21 16:18 19109 Quant Results File: TO110909.RES

Method : J:\LC02\METHODS\TO110909.M (Chemstation Integrator)
Title : LC-1050 TO-11A ICAL
Last Update : Mon Sep 21 12:16:55 2009
Response via : Multiple Level Calibration



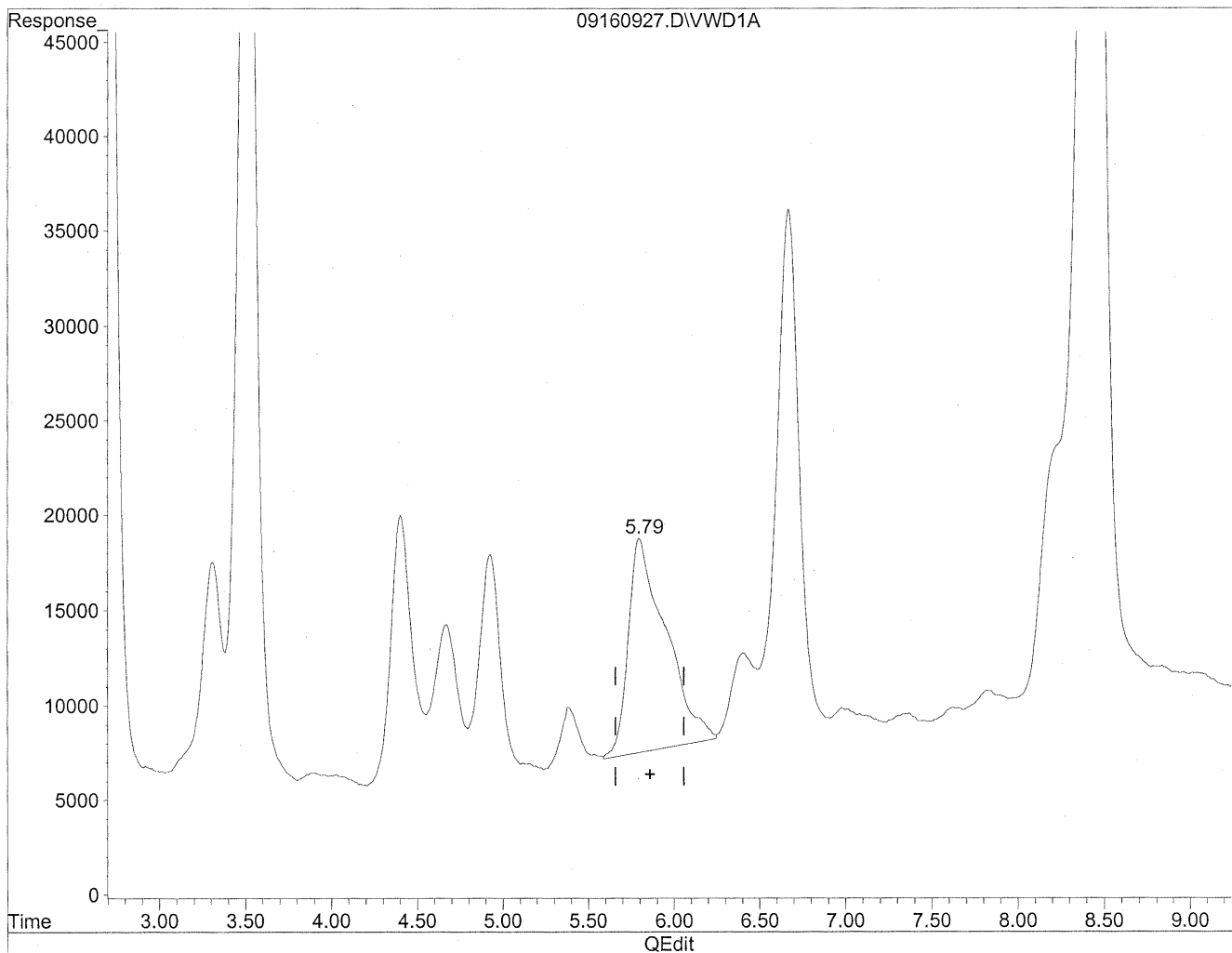
(5) Butyraldehyde
4.92min 268.822ng/ml m
response 1089474

Handwritten notes:
MD
H₂O
9/21/09
BC

Quantitation Report

Data File : J:\LC02\DATA\TO11A\2009_09\16\09160927.D Vial: 111
Acq On : 16-Sep-2009, 16:01 Operator: MD
Sample : P0903146-003 front 1.0ml Inst : VWD
Misc : Multiplr: 1.00
IntFile : events.e
Quant Time: Sep 21 16:18 19109 Quant Results File: TO110909.RES

Method : J:\LC02\METHODS\TO110909.M (Chemstation Integrator)
Title : LC-1050 TO-11A ICAL
Last Update : Mon Sep 21 12:16:55 2009
Response via : Multiple Level Calibration

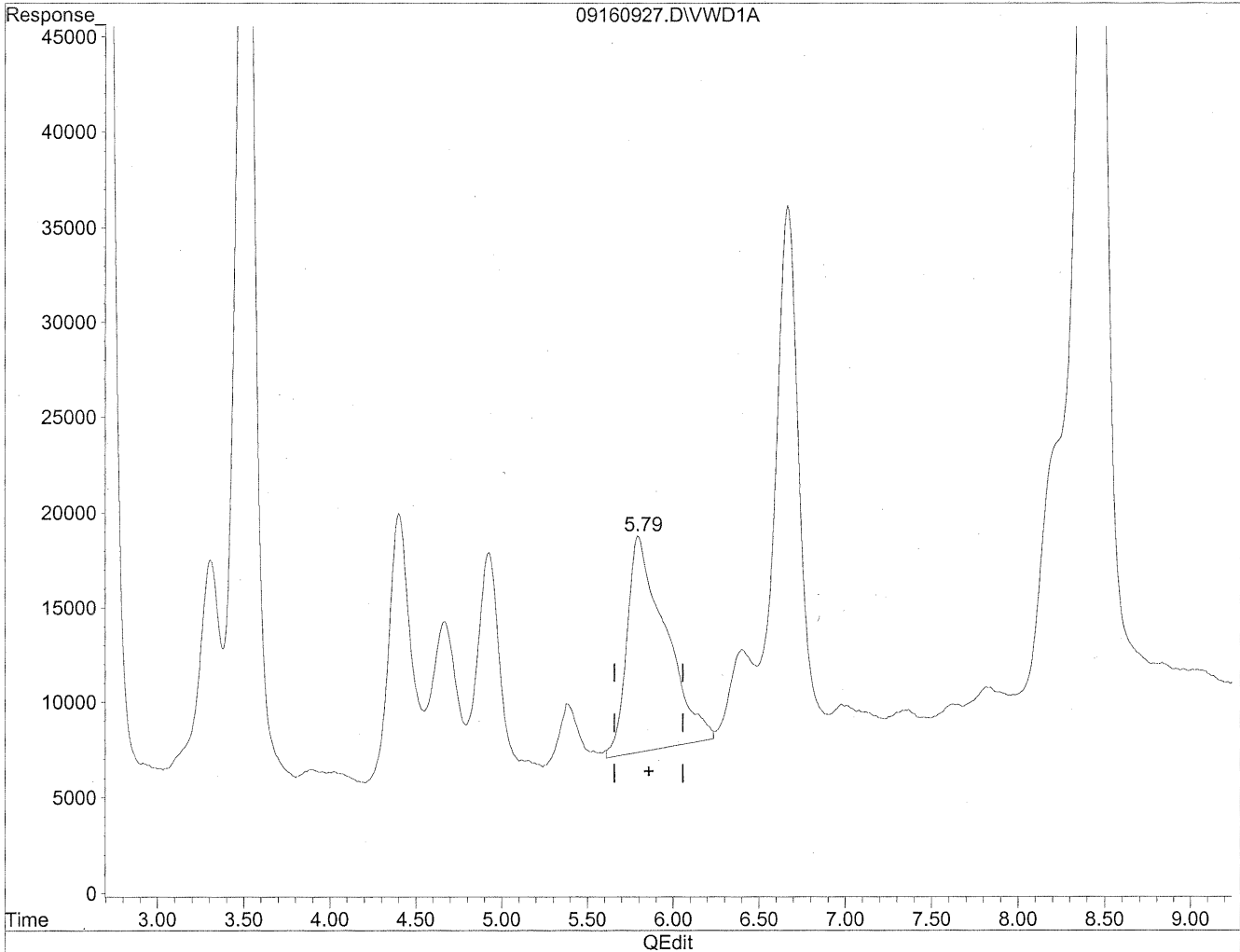


(6) Benzaldehyde
5.80min 629.999ng/ml
response 1718874

Quantitation Report

Data File : J:\LC02\DATA\TO11A\2009_09\16\09160927.D Vial: 111
Acq On : 16-Sep-2009, 16:01 Operator: MD
Sample : P0903146-003 front 1.0ml Inst : VWD
Misc : Multiplr: 1.00
IntFile : events.e
Quant Time: Sep 21 16:18 19109 Quant Results File: TO110909.RES

Method : J:\LC02\METHODS\TO110909.M (Chemstation Integrator)
Title : LC-1050 TO-11A ICAL
Last Update : Mon Sep 21 12:16:55 2009
Response via : Multiple Level Calibration



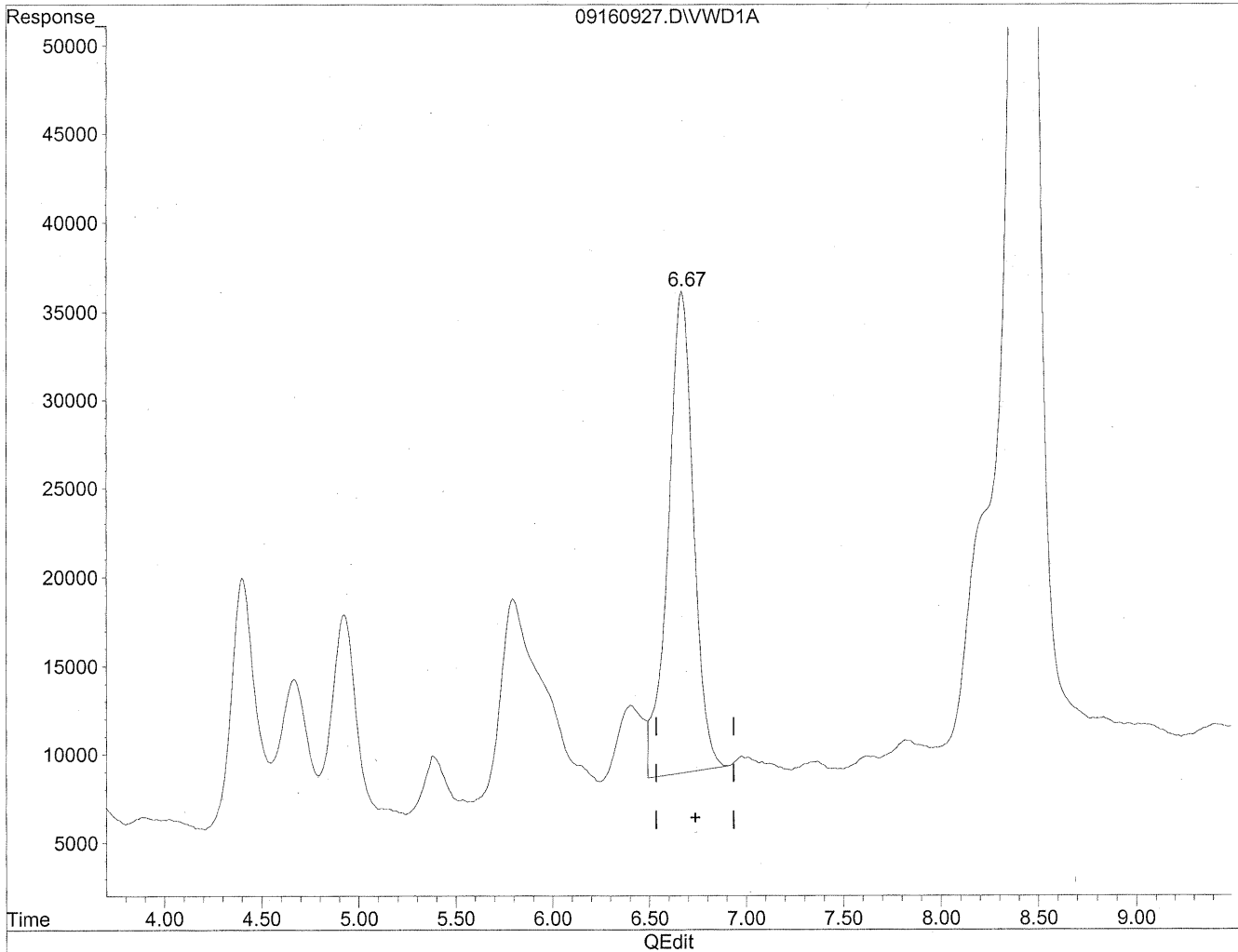
(6) Benzaldehyde
5.79min 652.620ng/ml m
response 1780593

MD
9/21/09
HC
9/21/09
Bz
(m flag)

Quantitation Report

Data File : J:\LC02\DATA\TO11A\2009_09\16\09160927.D Vial: 111
Acq On : 16-Sep-2009, 16:01 Operator: MD
Sample : P0903146-003 front 1.0ml Inst : VWD
Misc : Multiplr: 1.00
IntFile : events.e
Quant Time: Sep 21 16:18 19109 Quant Results File: TO110909.RES

Method : J:\LC02\METHODS\TO110909.M (Chemstation Integrator)
Title : LC-1050 TO-11A ICAL
Last Update : Mon Sep 21 12:16:55 2009
Response via : Multiple Level Calibration

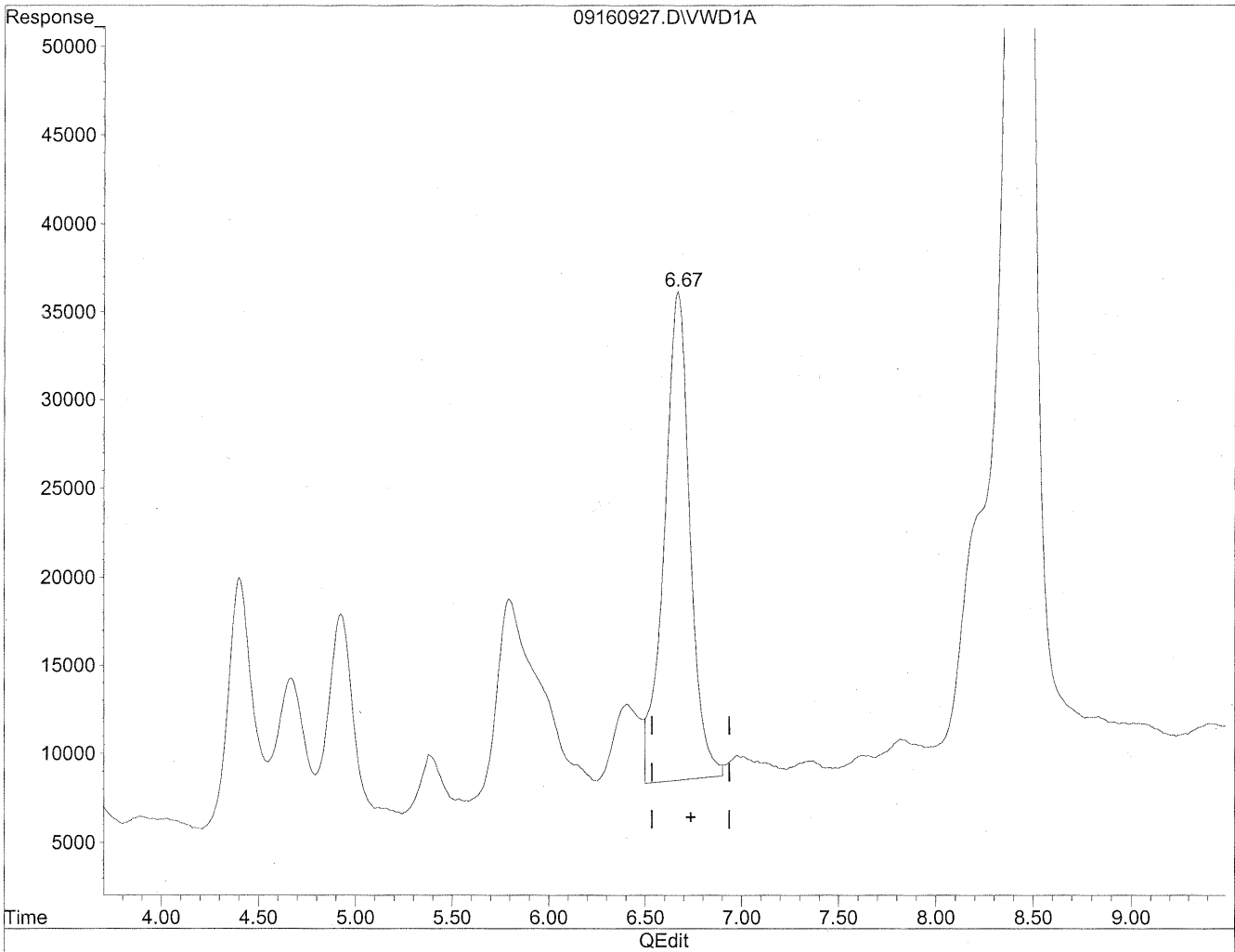


(8) Valeraldehyde
6.67min 732.047ng/ml
response 2488696

Quantitation Report

Data File : J:\LC02\DATA\TO11A\2009_09\16\09160927.D Vial: 111
Acq On : 16-Sep-2009, 16:01 Operator: MD
Sample : P0903146-003 front 1.0ml Inst : VWD
Misc : Multiplr: 1.00
IntFile : events.e
Quant Time: Sep 21 16:18 19109 Quant Results File: TO110909.RES

Method : J:\LC02\METHODS\TO110909.M (Chemstation Integrator)
Title : LC-1050 TO-11A ICAL
Last Update : Mon Sep 21 12:16:55 2009
Response via : Multiple Level Calibration



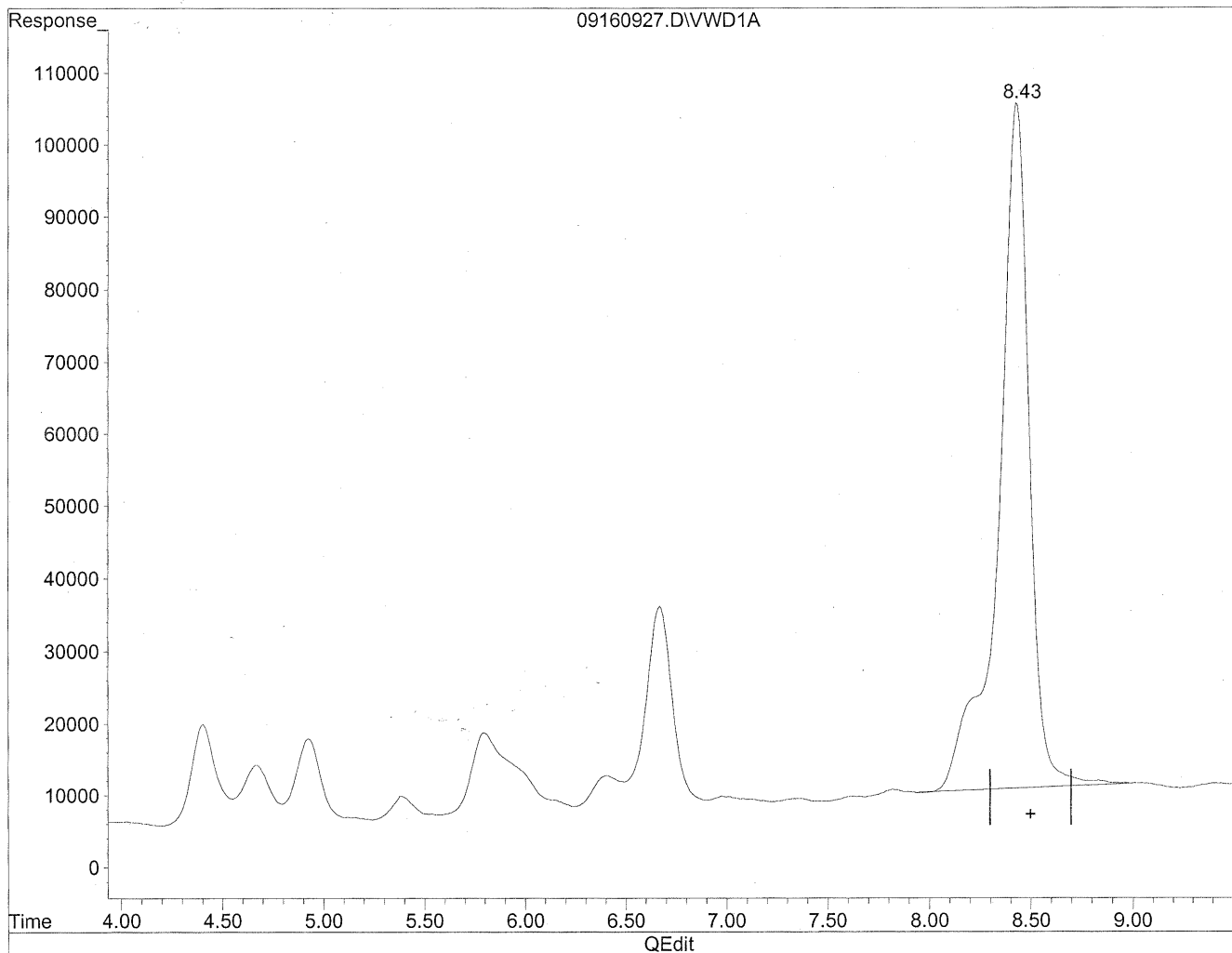
(8) Valeraldehyde
6.67min 760.969ng/ml m
response 2587021

MD
9/22/09
BC
HC
9/22/09

Quantitation Report

Data File : J:\LC02\DATA\TO11A\2009_09\16\09160927.D Vial: 111
Acq On : 16-Sep-2009, 16:01 Operator: MD
Sample : P0903146-003 front 1.0ml Inst : VWD
Misc : Multiplr: 1.00
IntFile : events.e
Quant Time: Sep 21 16:18 19109 Quant Results File: TO110909.RES

Method : J:\LC02\METHODS\TO110909.M (Chemstation Integrator)
Title : LC-1050 TO-11A ICAL
Last Update : Mon Sep 21 12:16:55 2009
Response via : Multiple Level Calibration

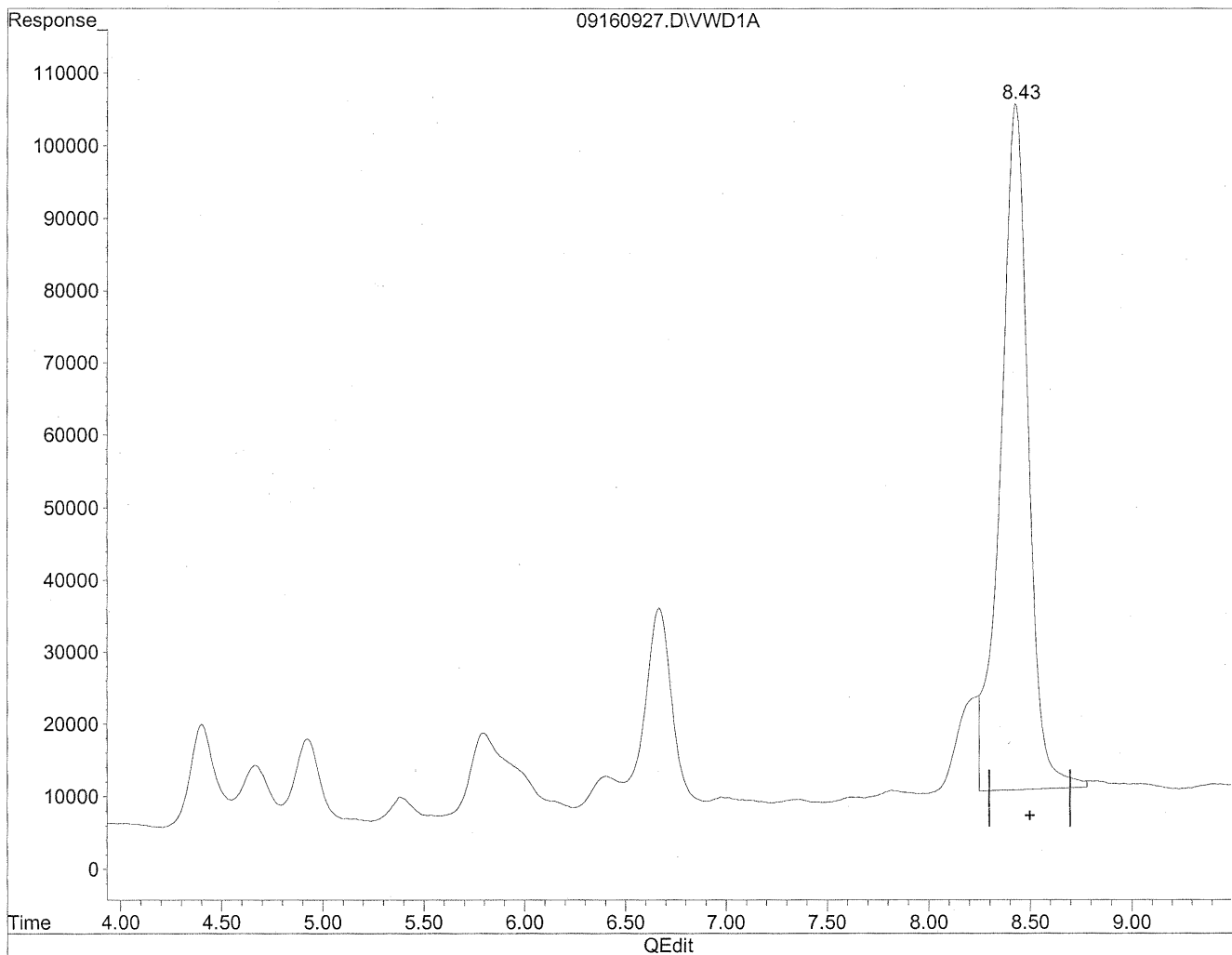


(11) Hexaldehyde
8.43min 3364.815ng/ml
response 9962292

Quantitation Report

Data File : J:\LC02\DATA\TO11A\2009_09\16\09160927.D Vial: 111
Acq On : 16-Sep-2009, 16:01 Operator: MD
Sample : P0903146-003 front 1.0ml Inst : VWD
Misc : Multiplr: 1.00
IntFile : events.e
Quant Time: Sep 21 16:18 19109 Quant Results File: TO110909.RES

Method : J:\LC02\METHODS\TO110909.M (Chemstation Integrator)
Title : LC-1050 TO-11A ICAL
Last Update : Mon Sep 21 12:16:55 2009
Response via : Multiple Level Calibration



(11) Hexaldehyde
8.43min 3051.547ng/ml m
response 9034790

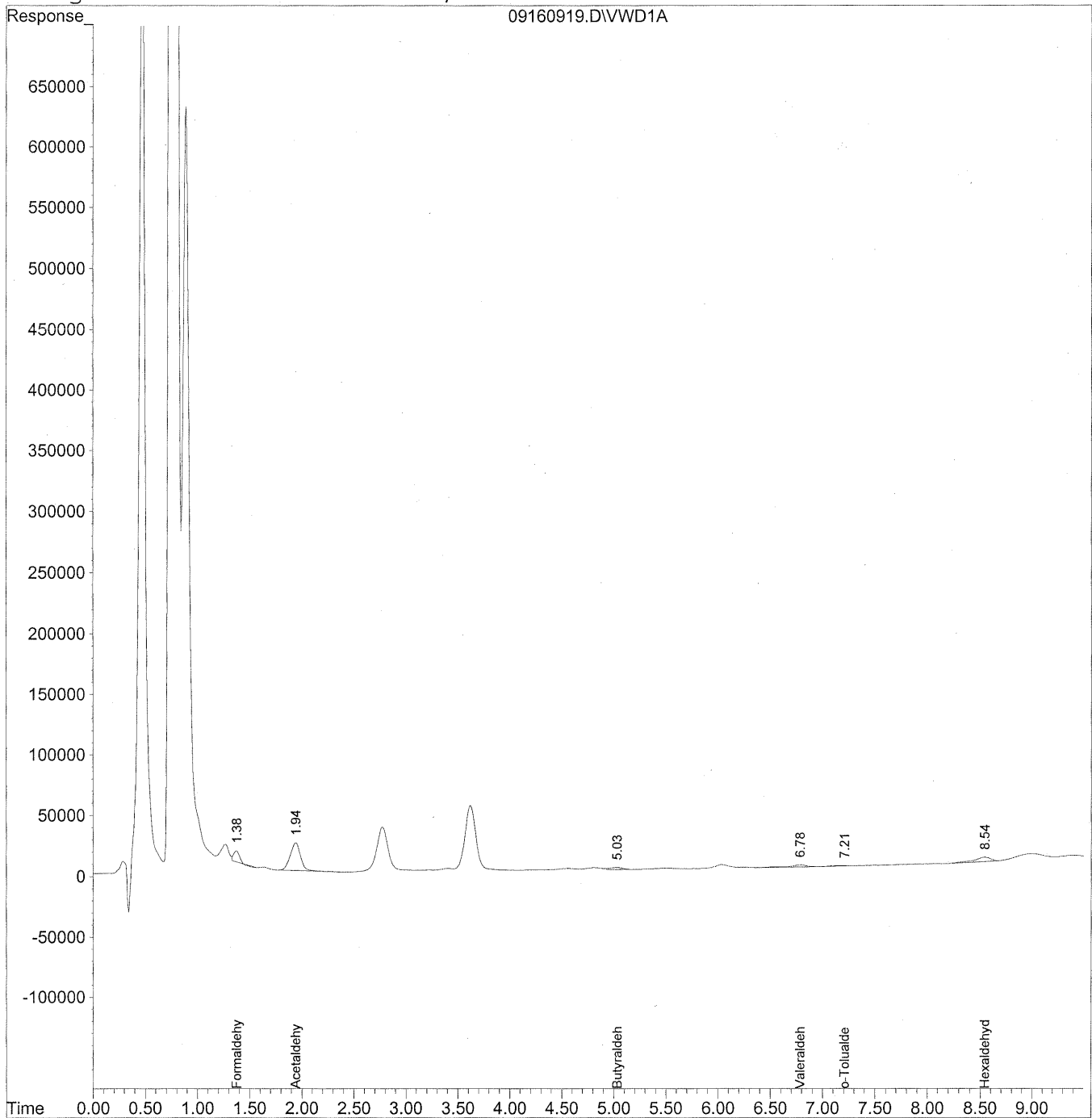
Handwritten notes:
HC
9/22/09
MD
9/22/09
sh

Quantitation Report

Data File : J:\LC02\DATA\TO11A\2009_09\16\09160919.D Vial: 105
Acq On : 16-Sep-2009, 14:26 Operator: MD
Sample : P0903146-003 back 1.0ml Inst : VWD
Misc : Multiplr: 1.00
IntFile : events.e
Quant Time: Sep 21 16:11 19109 Quant Results File: TO110909.RES

Quant Method : J:\LC02\METHODS\TO110909.M (Chemstation Integrator)
Title : LC-1050 TO-11A ICAL
Last Update : Mon Sep 21 12:16:55 2009
Response via : Multiple Level Calibration
DataAcq Meth : TO-11A.M

Volume Inj. : 3uL
Signal Phase : Supelcosil LC-18
Signal Info : 3.3cm x 3mm, 3um



Data File : J:\LC02\DATA\TO11A\2009_09\16\09160919.D Vial: 105
 Acq On : 16-Sep-2009, 14:26 Operator: MD
 Sample : P0903146-003 back 1.0ml Inst : VWD
 Misc : Multiplr: 1.00
 IntFile : events.e
 Quant Time: Sep 21 16:11 19109 Quant Results File: TO110909.RES

Quant Method : J:\LC02\METHODS\TO110909.M (Chemstation Integrator)
 Title : LC-1050 TO-11A ICAL
 Last Update : Mon Sep 21 12:16:55 2009
 Response via : Initial Calibration
 DataAcq Meth : TO-11A.M

Volume Inj. : 3uL
 Signal Phase : Supelcosil LC-18
 Signal Info : 3.3cm x 3mm, 3um

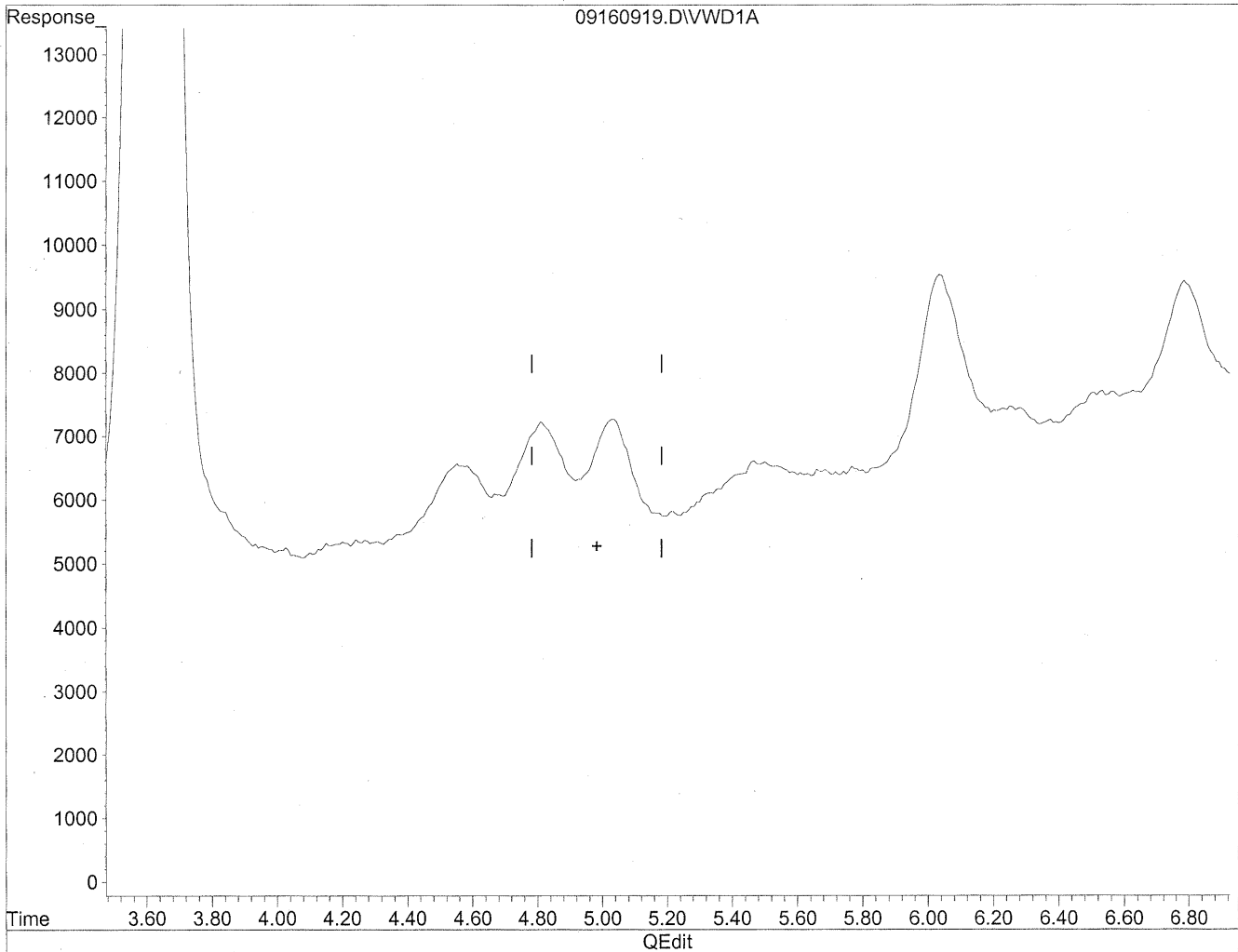
Compound	R.T.	Response	Conc Units

Target Compounds			
1) Formaldehyde	1.38	329216	36.844 ng/ml
2) Acetaldehyde	1.94	1586227	244.005 ng/ml
3) Propionaldehyde	0.00	0	N.D. ng/ml
4) Crotonaldehyde	0.00	0	N.D. ng/ml
5) Butyraldehyde	5.03	141513	34.918 ng/mlm
6) Benzaldehyde	0.00	0	N.D. ng/ml
7) Isovaleraldehyde	0.00	0	N.D. ng/ml
8) Valeraldehyde	6.79	178150	52.403 ng/ml
9) o-Tolualdehyde	7.21	46226	21.064 ng/ml
10) m,p-Tolualdehyde	0.00	0	N.D. ng/ml
11) Hexaldehyde	8.54	411181	138.879 ng/mlm
12) 2,5-Dimethylbenzaldehyde	0.00	0	N.D. ng/ml

Quantitation Report

Data File : J:\LC02\DATA\TO11A\2009_09\16\09160919.D Vial: 105
Acq On : 16-Sep-2009, 14:26 Operator: MD
Sample : P0903146-003 back 1.0ml Inst : VWD
Misc : Multiplr: 1.00
IntFile : events.e
Quant Time: Sep 21 16:10 19109 Quant Results File: TO110909.RES

Method : J:\LC02\METHODS\TO110909.M (Chemstation Integrator)
Title : LC-1050 TO-11A ICAL
Last Update : Mon Sep 21 12:16:55 2009
Response via : Multiple Level Calibration

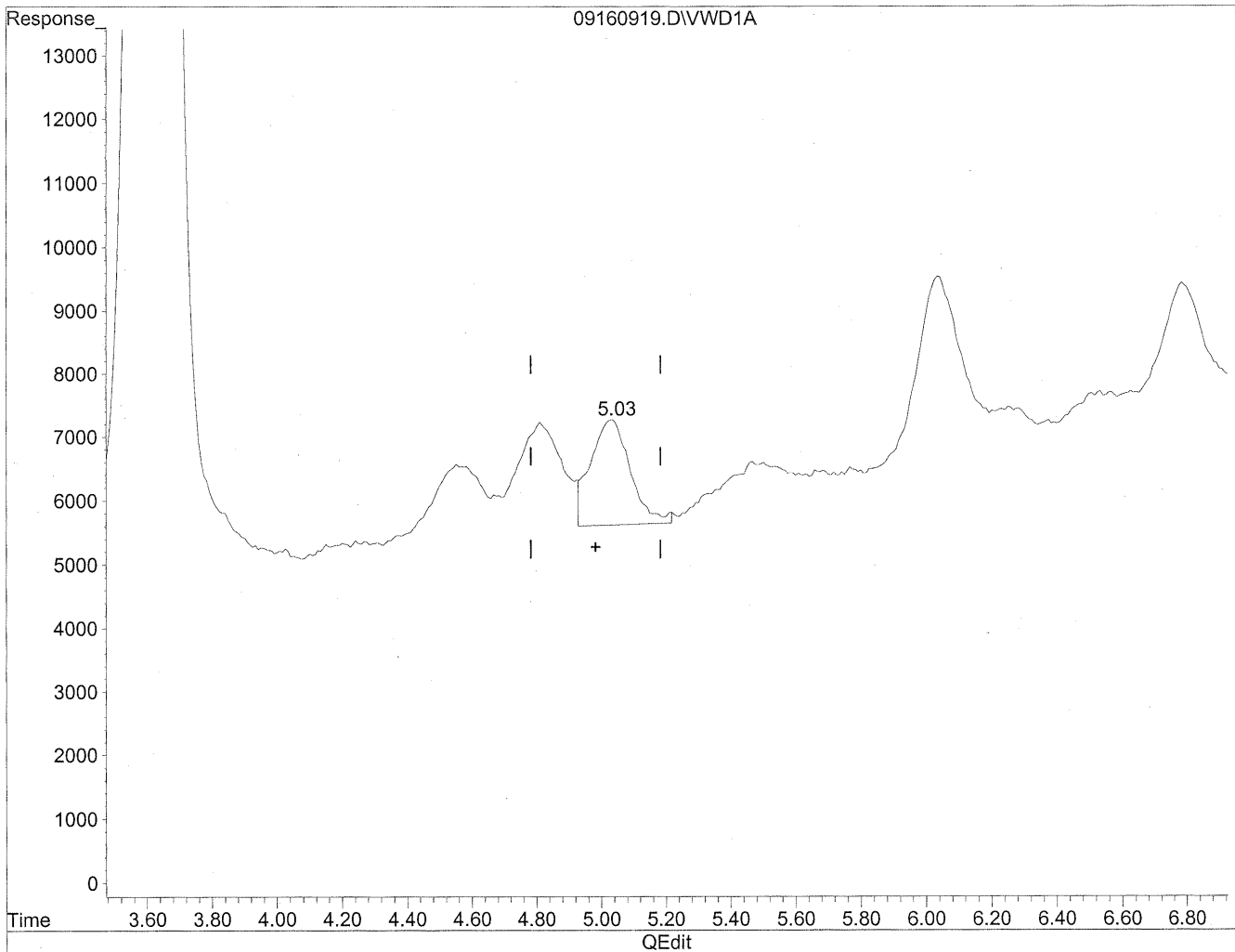


(5) Butyraldehyde
4.98min 0.000ng/ml
response 0

Quantitation Report

Data File : J:\LC02\DATA\TO11A\2009_09\16\09160919.D Vial: 105
Acq On : 16-Sep-2009, 14:26 Operator: MD
Sample : P0903146-003 back 1.0ml Inst : VWD
Misc : Multiplr: 1.00
IntFile : events.e
Quant Time: Sep 21 16:10 19109 Quant Results File: TO110909.RES

Method : J:\LC02\METHODS\TO110909.M (Chemstation Integrator)
Title : LC-1050 TO-11A ICAL
Last Update : Mon Sep 21 12:16:55 2009
Response via : Multiple Level Calibration



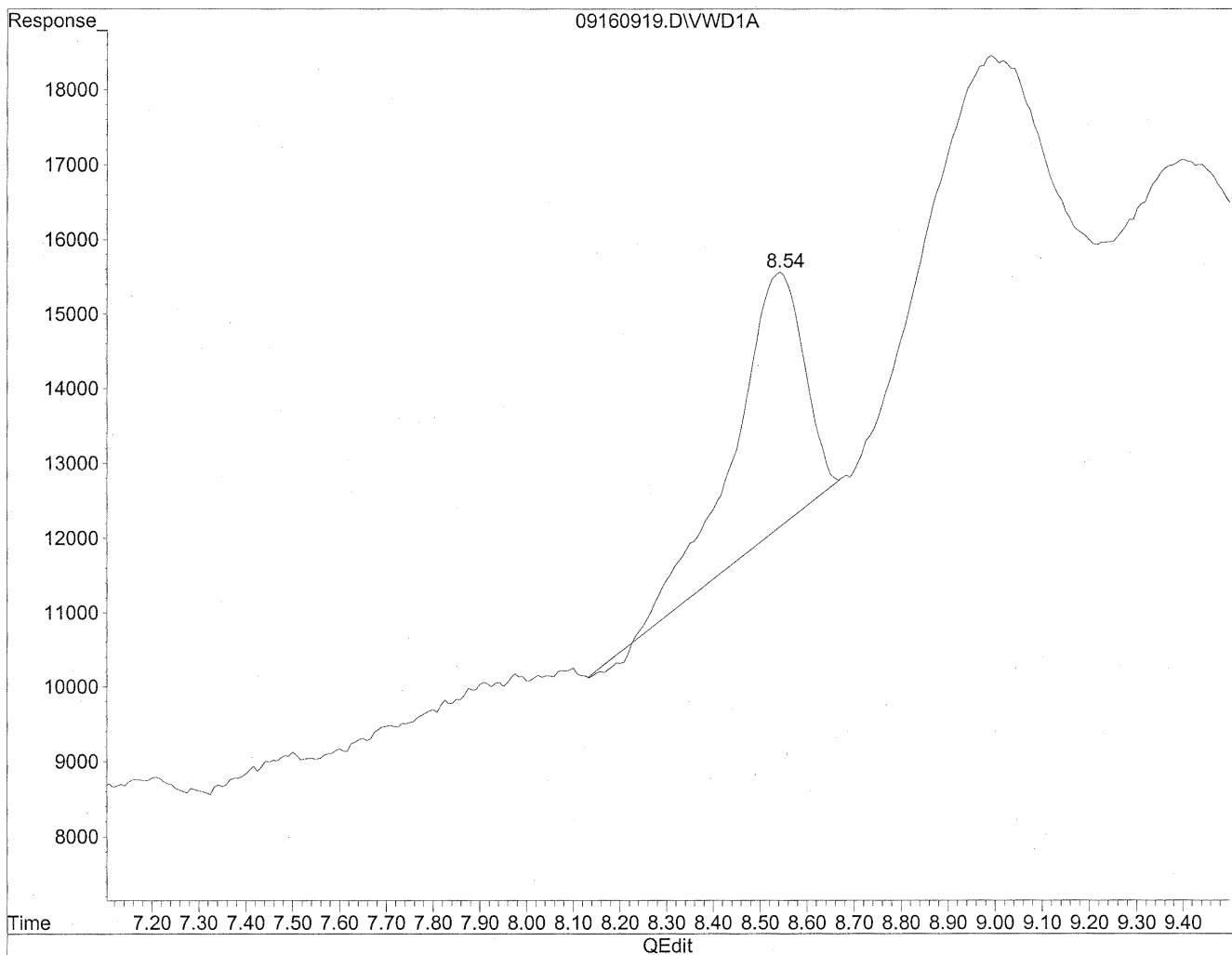
(5) Butyraldehyde
5.03min 34.918ng/ml m
response 141513

HC
9/22/09
MD
9/22/09
LPC

Quantitation Report

Data File : J:\LC02\DATA\TO11A\2009_09\16\09160919.D Vial: 105
Acq On : 16-Sep-2009, 14:26 Operator: MD
Sample : P0903146-003 back 1.0ml Inst : VWD
Misc : Multiplr: 1.00
IntFile : events.e
Quant Time: Sep 21 16:10 19109 Quant Results File: TO110909.RES

Method : J:\LC02\METHODS\TO110909.M (Chemstation Integrator)
Title : LC-1050 TO-11A ICAL
Last Update : Mon Sep 21 12:16:55 2009
Response via : Multiple Level Calibration

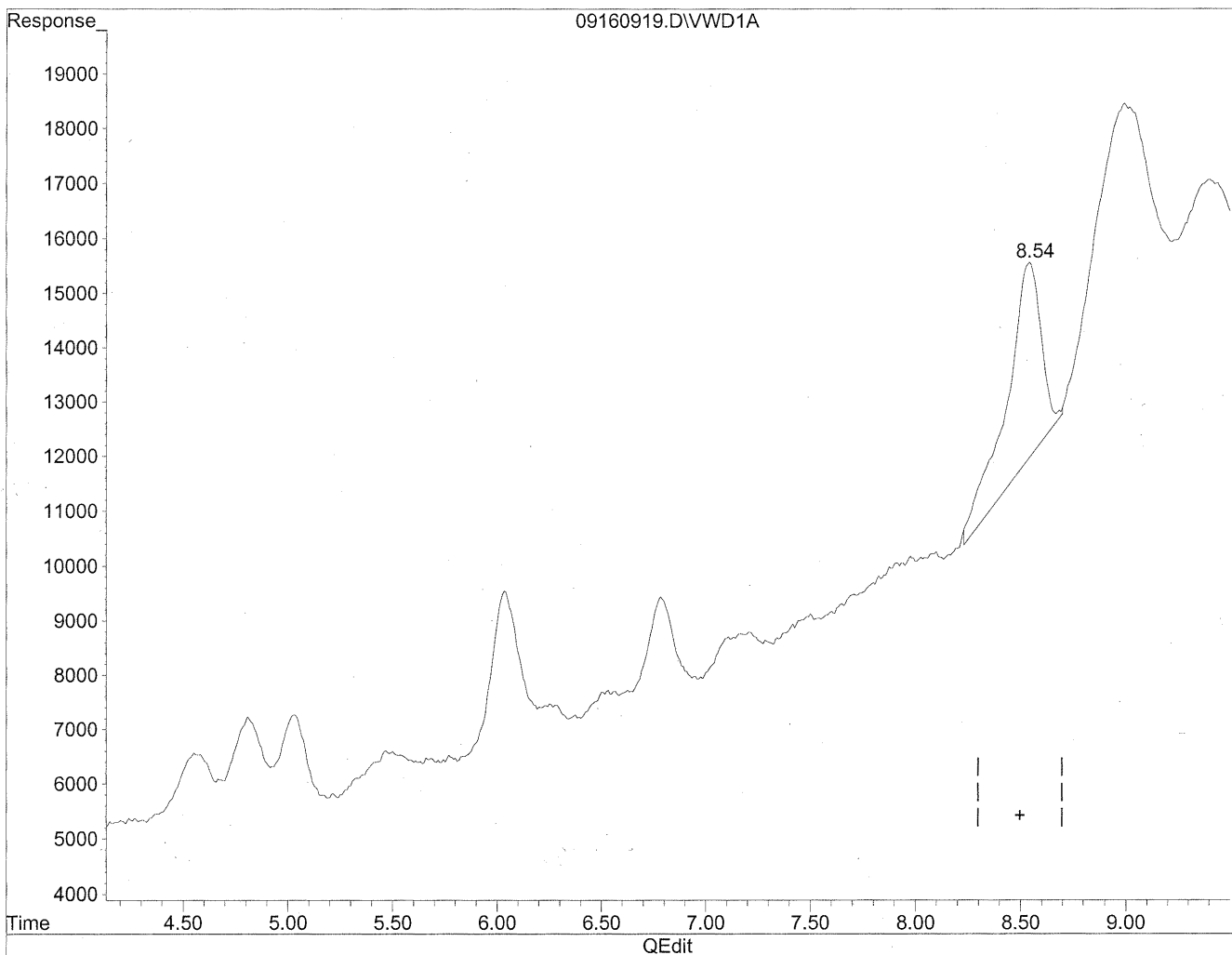


(11) Hexaldehyde
8.54min 117.092ng/ml
response 346679

Quantitation Report

Data File : J:\LC02\DATA\TO11A\2009_09\16\09160919.D Vial: 105
Acq On : 16-Sep-2009, 14:26 Operator: MD
Sample : P0903146-003 back 1.0ml Inst : VWD
Misc : Multiplr: 1.00
IntFile : events.e
Quant Time: Sep 21 16:10 19109 Quant Results File: TO110909.RES

Method : J:\LC02\METHODS\TO110909.M (Chemstation Integrator)
Title : LC-1050 TO-11A ICAL
Last Update : Mon Sep 21 12:16:55 2009
Response via : Multiple Level Calibration



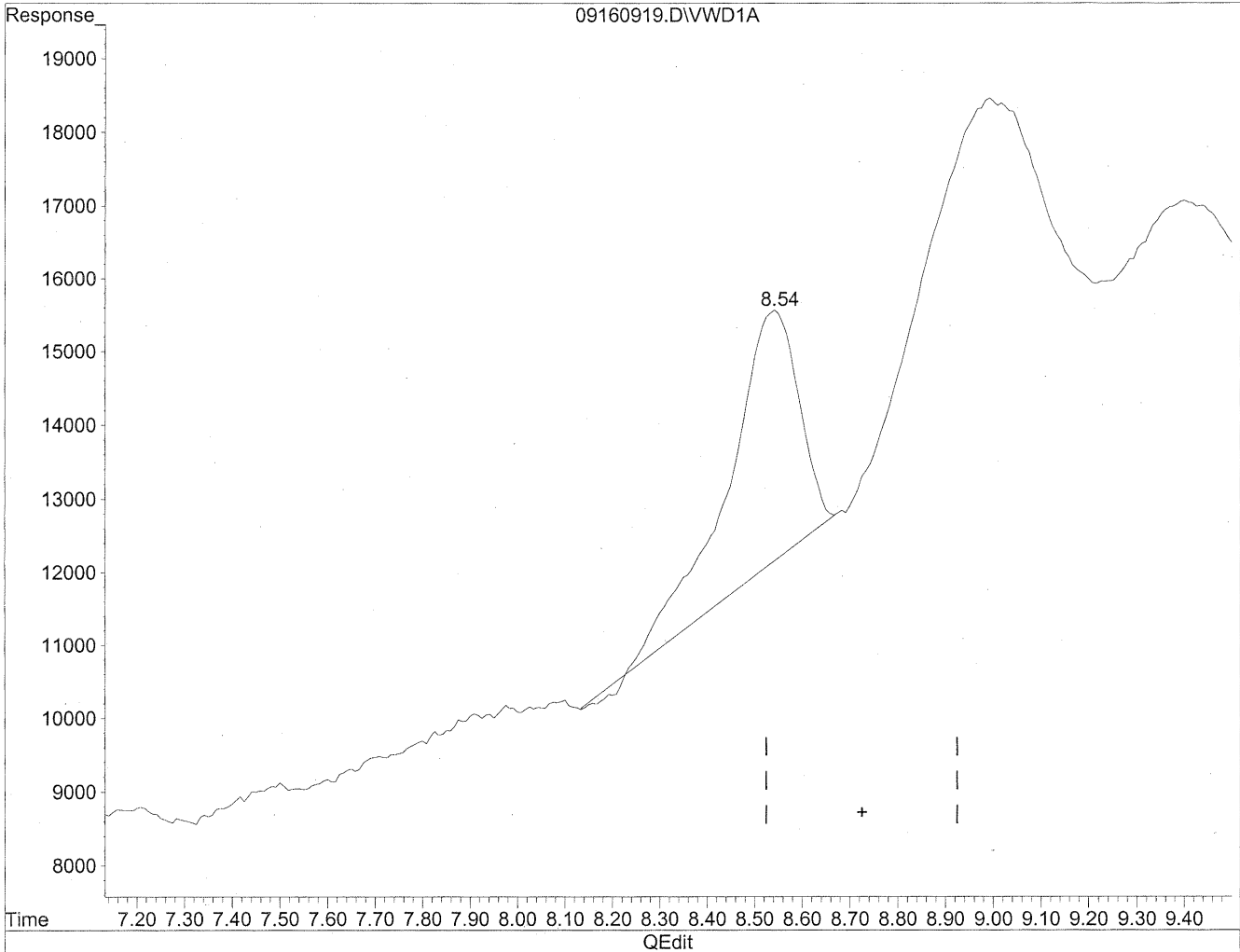
(11) Hexaldehyde
8.54min 138.879ng/ml m
response 411181

HC
9/22/09
(MD)
9/22/09
TC

Quantitation Report

Data File : J:\LC02\DATA\TO11A\2009_09\16\09160919.D Vial: 105
Acq On : 16-Sep-2009, 14:26 Operator: MD
Sample : P0903146-003 back 1.0ml Inst : VWD
Misc : Multiplr: 1.00
IntFile : events.e
Quant Time: Sep 21 16:10 19109 Quant Results File: TO110909.RES

Method : J:\LC02\METHODS\TO110909.M (Chemstation Integrator)
Title : LC-1050 TO-11A ICAL
Last Update : Mon Sep 21 12:16:55 2009
Response via : Multiple Level Calibration

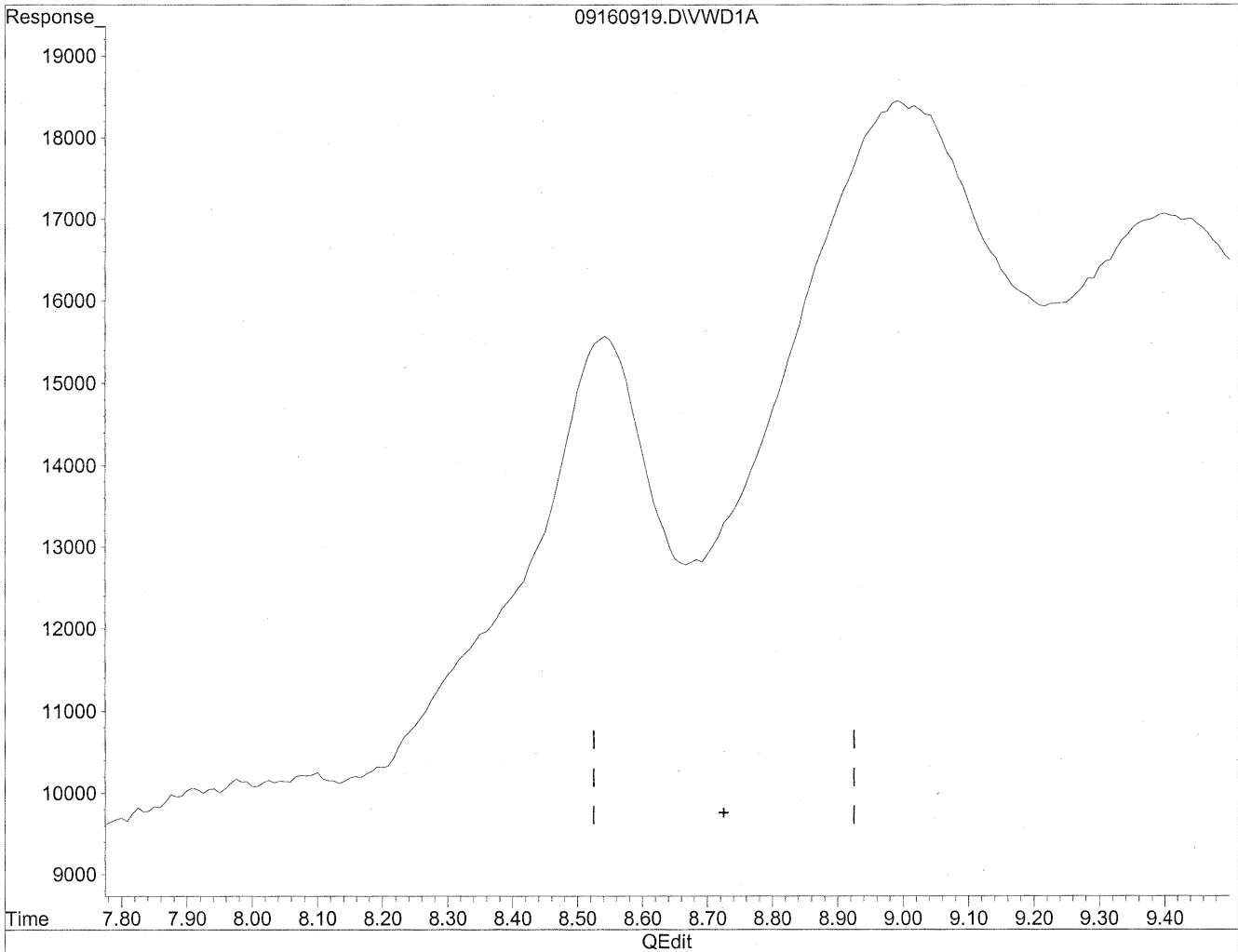


(12) 2,5-Dimethylbenzaldehyde
8.54min 173.731ng/ml
response 346679

Quantitation Report

Data File : J:\LC02\DATA\TO11A\2009_09\16\09160919.D Vial: 105
Acq On : 16-Sep-2009, 14:26 Operator: MD
Sample : P0903146-003 back 1.0ml Inst : VWD
Misc : Multiplr: 1.00
IntFile : events.e
Quant Time: Sep 21 16:10 19109 Quant Results File: TO110909.RES

Method : J:\LC02\METHODS\TO110909.M (Chemstation Integrator)
Title : LC-1050 TO-11A ICAL
Last Update : Mon Sep 21 12:16:55 2009
Response via : Multiple Level Calibration



(12) 2,5-Dimethylbenzaldehyde
0.00min 0.000ng/ml d
response 0

Handwritten notes:
HC
9/22/09
MP
9/22/09
MP

COLUMBIA ANALYTICAL SERVICES, INC.

RESULTS OF ANALYSIS

Page 1 of 1

Client: Environmental Health & Engineering, Inc.

Client Sample ID: 102822

Client Project ID: 16512

CAS Project ID: P0903146

CAS Sample ID: P0903146-004

Test Code: EPA Method TO-11A

Instrument ID: HP1050/LC2

Analyst: Madeleine Dangazyan

Sampling Media: Silica Gel DNPH Tube

Test Notes: BC

Date Collected: 9/2/09

Date Received: 9/4/09

Date Analyzed: 9/16/09

Desorption Volume: 1.0 ml

Volume Sampled: 109.7 Liter(s)

CAS #	Compound	Result ng/Sample	Result µg/m ³	MRL µg/m ³	Result ppbV	MRL ppbV	Data Qualifier
50-00-0	Formaldehyde	3,200	29	0.91	24	0.74	
75-07-0	Acetaldehyde	1,900	17	0.91	9.4	0.51	BT
123-38-6	Propionaldehyde	210	1.9	0.91	0.79	0.38	
4170-30-3	Crotonaldehyde, Total	< 100	ND	0.91	ND	0.32	
123-72-8	Butyraldehyde	310	2.8	0.91	0.96	0.31	
100-52-7	Benzaldehyde	440	4.0	0.91	0.93	0.21	
590-86-3	Isovaleraldehyde	110	1.0	0.91	0.29	0.26	
110-62-3	Valeraldehyde	930	8.5	0.91	2.4	0.26	
529-20-4	o-Tolualdehyde	< 100	ND	0.91	ND	0.19	
620-23-5							
104-87-0	m,p-Tolualdehyde	< 200	ND	1.8	ND	0.37	
66-25-1	n-Hexaldehyde	4,300	39	0.91	9.5	0.22	
5779-94-2	2,5-Dimethylbenzaldehyde	< 100	ND	0.91	ND	0.17	

ND = Compound was analyzed for, but not detected above the laboratory reporting limit.

MRL = Method Reporting Limit - The minimum quantity of a target analyte that can be confidently determined by the referenced method.

BC = Results reported are not blank corrected.

BT = Results indicated possible breakthrough; back section > 10% front section.

Verified By: Re

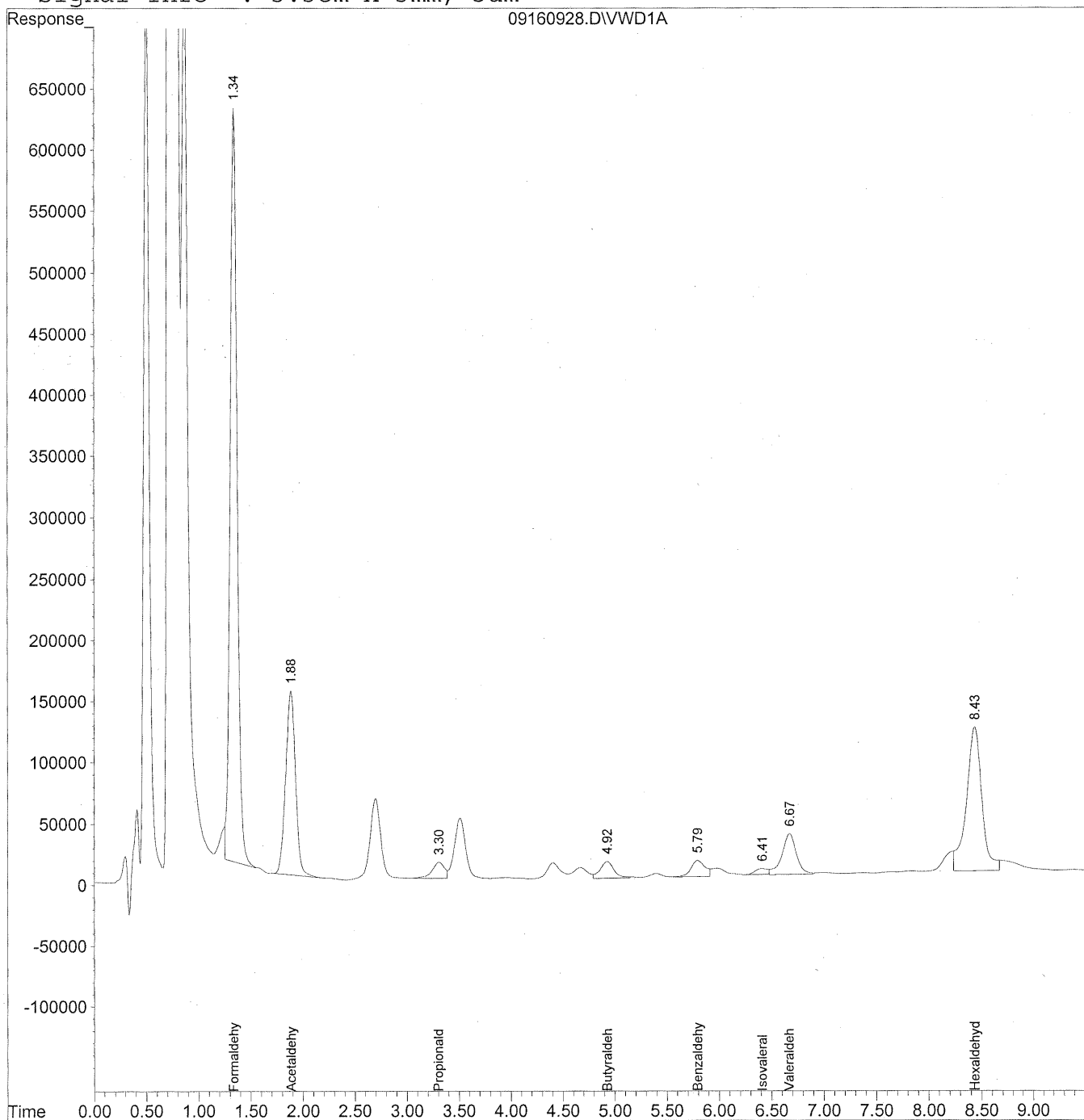
Date: 9/23/09

Quantitation Report

Data File : J:\LC02\DATA\TO11A\2009_09\16\09160928.D Vial: 112
Acq On : 16-Sep-2009, 16:13 Operator: MD
Sample : P0903146-004 front 1.0ml Inst : VWD
Misc : Multiplr: 1.00
IntFile : events.e
Quant Time: Sep 21 16:25 19109 Quant Results File: TO110909.RES

Quant Method : J:\LC02\METHODS\TO110909.M (Chemstation Integrator)
Title : LC-1050 TO-11A ICAL
Last Update : Mon Sep 21 12:16:55 2009
Response via : Multiple Level Calibration
DataAcq Meth : TO-11A.M

Volume Inj. : 3uL
Signal Phase : Supelcosil LC-18
Signal Info : 3.3cm x 3mm, 3um



Data File : J:\LC02\DATA\TO11A\2009_09\16\09160928.D Vial: 112
 Acq On : 16-Sep-2009, 16:13 Operator: MD
 Sample : P0903146-004 front 1.0ml Inst : VWD
 Misc : Multiplr: 1.00
 IntFile : events.e
 Quant Time: Sep 21 16:25 19109 Quant Results File: TO110909.RES

Quant Method : J:\LC02\METHODS\TO110909.M (Chemstation Integrator)
 Title : LC-1050 TO-11A ICAL
 Last Update : Mon Sep 21 12:16:55 2009
 Response via : Initial Calibration
 DataAcq Meth : TO-11A.M

Volume Inj. : 3uL
 Signal Phase : Supelcosil LC-18
 Signal Info : 3.3cm x 3mm, 3um

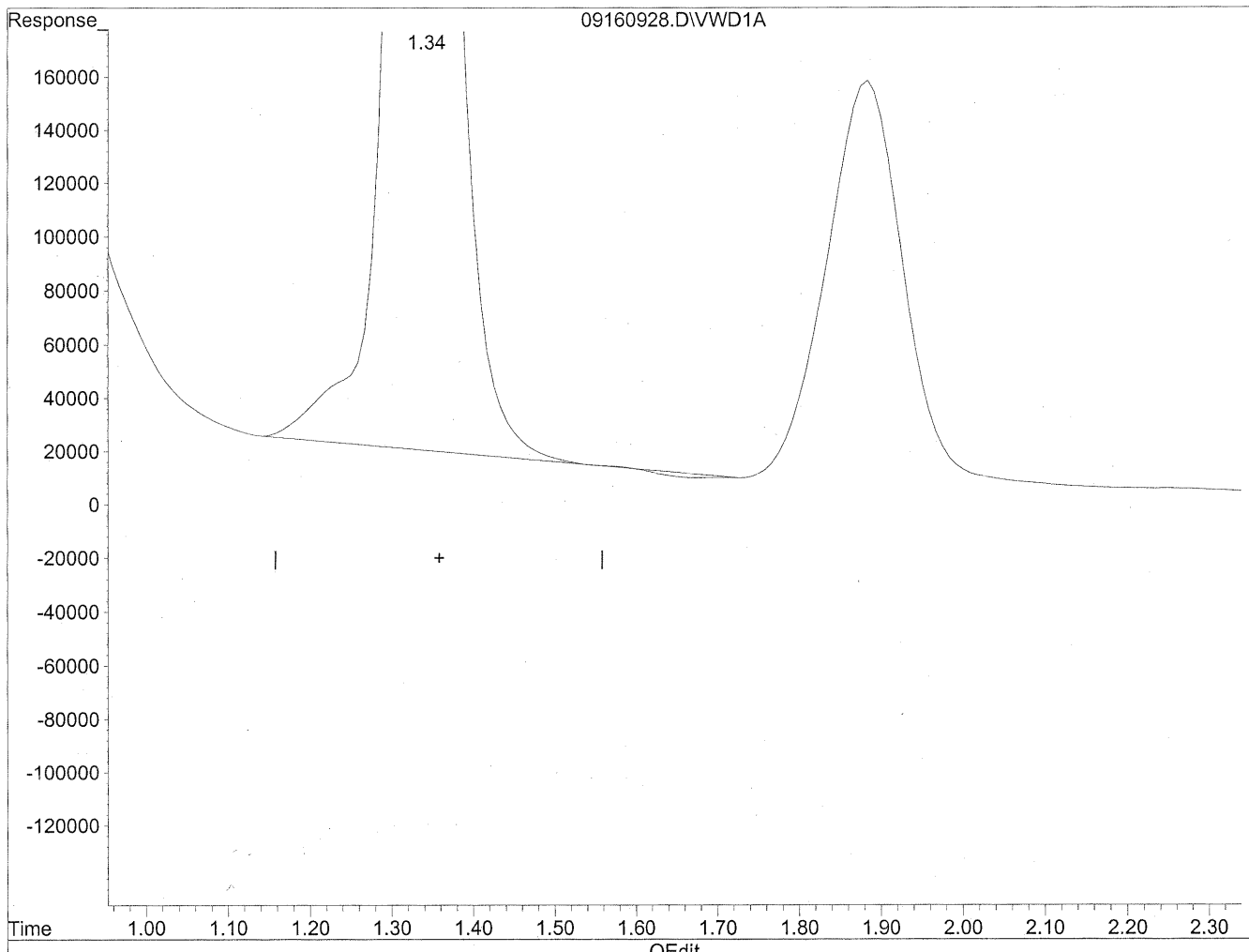
Compound	R.T.	Response	Conc	Units

Target Compounds				
1) Formaldehyde	1.34	28521374	3191.942	ng/mlm
2) Acetaldehyde	1.88	9814586	1509.751	ng/mlm
3) Propionaldehyde	3.30	1074962	206.810	ng/mlm
4) Crotonaldehyde	0.00	0	N.D.	ng/ml
5) Butyraldehyde	4.92	1262619	311.545	ng/mlm
6) Benzaldehyde	5.79	1212120	444.264	ng/mlm
7) Isovaleraldehyde	6.41	385464	111.995	ng/ml
8) Valeraldehyde	6.67	3178440	934.934	ng/mlm
9) o-Tolualdehyde	0.00	0	N.D.	ng/ml
10) m,p-Tolualdehyde	0.00	0	N.D.	ng/ml
11) Hexaldehyde	8.43	11821903	3992.909	ng/mlm
12) 2,5-Dimethylbenzaldehyde	0.00	0	N.D.	ng/ml

Quantitation Report

Data File : J:\LC02\DATA\TO11A\2009_09\16\09160928.D Vial: 112
Acq On : 16-Sep-2009, 16:13 Operator: MD
Sample : P0903146-004 front 1.0ml Inst : VWD
Misc : Multiplr: 1.00
IntFile : events.e
Quant Time: Sep 21 16:22 19109 Quant Results File: TO110909.RES

Method : J:\LC02\METHODS\TO110909.M (Chemstation Integrator)
Title : LC-1050 TO-11A ICAL
Last Update : Mon Sep 21 12:16:55 2009
Response via : Multiple Level Calibration

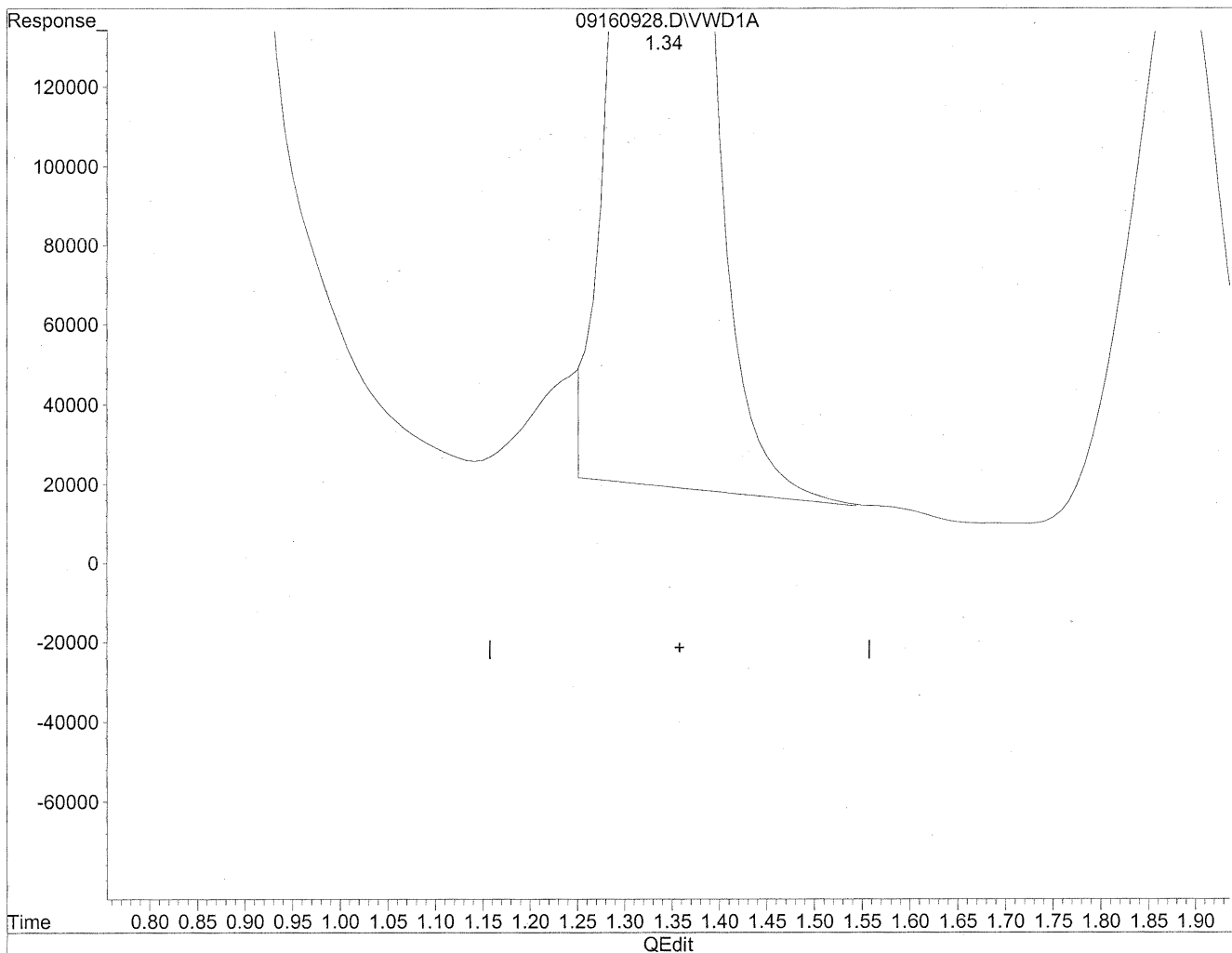


(1) Formaldehyde
1.34min 3259.872ng/ml
response 29128360

Quantitation Report

Data File : J:\LC02\DATA\TO11A\2009_09\16\09160928.D Vial: 112
Acq On : 16-Sep-2009, 16:13 Operator: MD
Sample : P0903146-004 front 1.0ml Inst : VWD
Misc : Multiplr: 1.00
IntFile : events.e
Quant Time: Sep 21 16:22 19109 Quant Results File: TO110909.RES

Method : J:\LC02\METHODS\TO110909.M (Chemstation Integrator)
Title : LC-1050 TO-11A ICAL
Last Update : Mon Sep 21 12:16:55 2009
Response via : Multiple Level Calibration



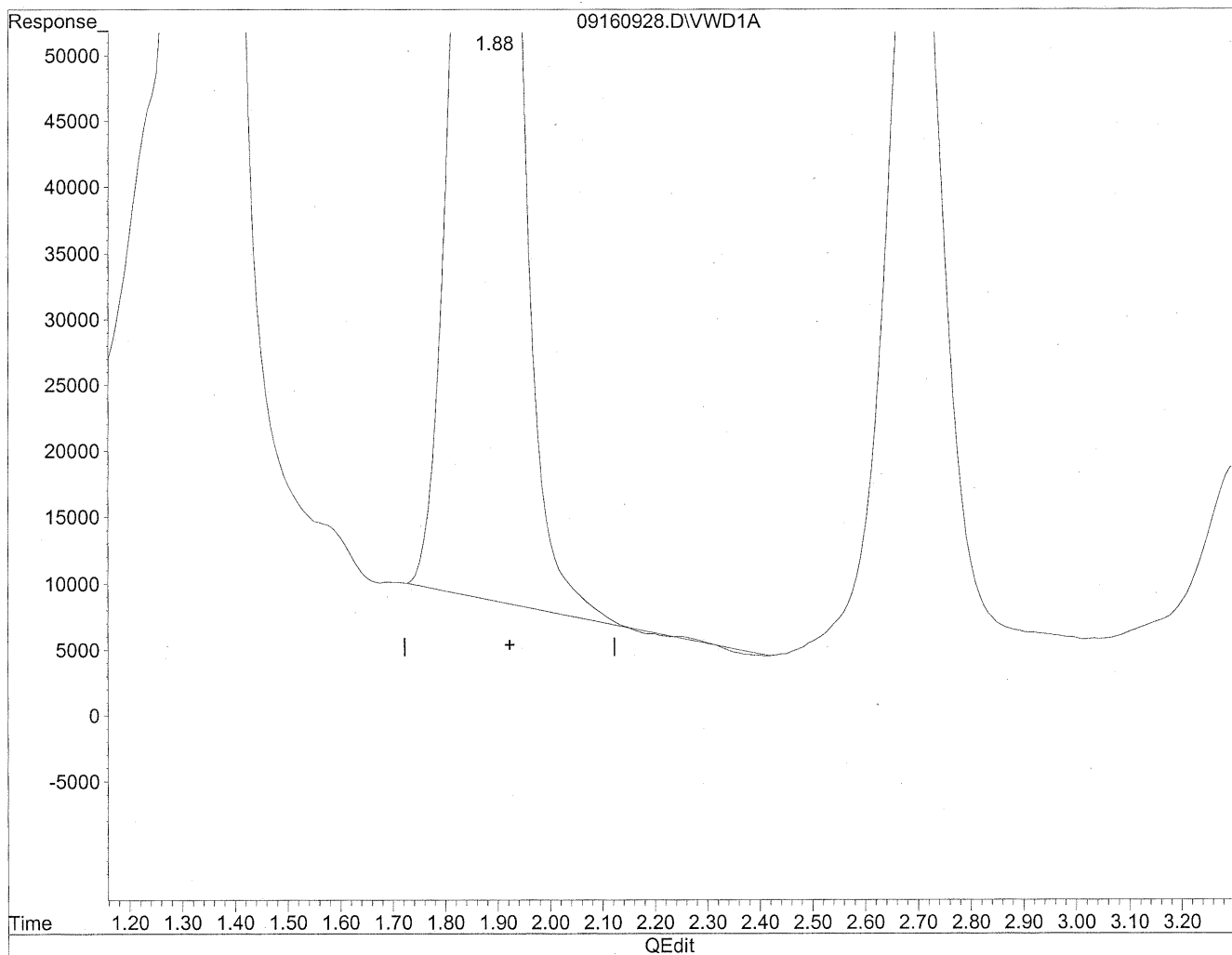
(1) Formaldehyde
1.34min 3191.942ng/ml m
response 28521374

Handwritten notes:
HC
9/22/09
9/22/09
Sh

Quantitation Report

Data File : J:\LC02\DATA\TO11A\2009_09\16\09160928.D Vial: 112
Acq On : 16-Sep-2009, 16:13 Operator: MD
Sample : P0903146-004 front 1.0ml Inst : VWD
Misc : Multiplr: 1.00
IntFile : events.e
Quant Time: Sep 21 16:22 19109 Quant Results File: TO110909.RES

Method : J:\LC02\METHODS\TO110909.M (Chemstation Integrator)
Title : LC-1050 TO-11A ICAL
Last Update : Mon Sep 21 12:16:55 2009
Response via : Multiple Level Calibration

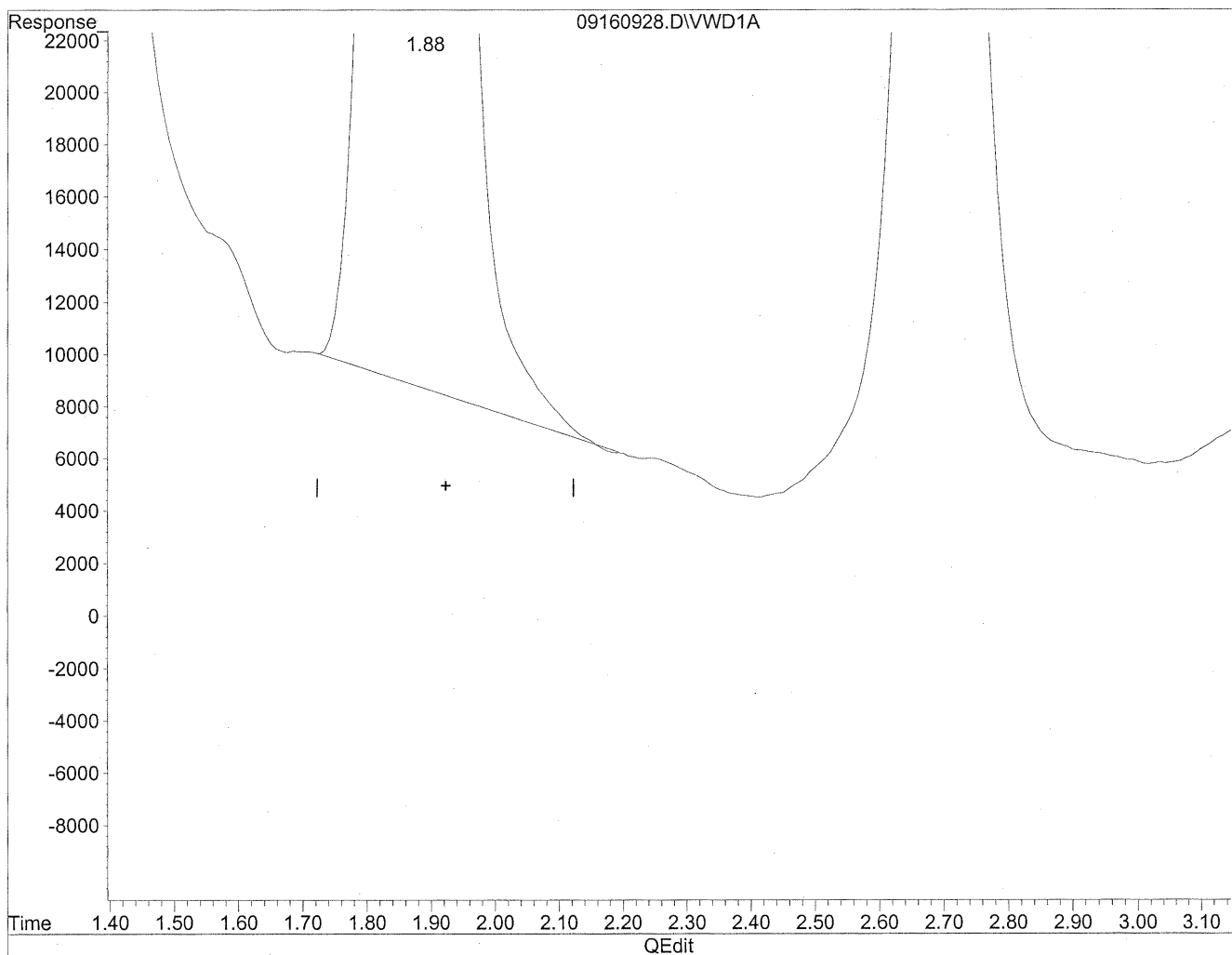


(2) Acetaldehyde
1.89min 1507.967ng/ml
response 9802986

Quantitation Report

Data File : J:\LC02\DATA\TO11A\2009_09\16\09160928.D Vial: 112
Acq On : 16-Sep-2009, 16:13 Operator: MD
Sample : P0903146-004 front 1.0ml Inst : VWD
Misc : Multiplr: 1.00
IntFile : events.e
Quant Time: Sep 21 16:22 19109 Quant Results File: TO110909.RES

Method : J:\LC02\METHODS\TO110909.M (Chemstation Integrator)
Title : LC-1050 TO-11A ICAL
Last Update : Mon Sep 21 12:16:55 2009
Response via : Multiple Level Calibration



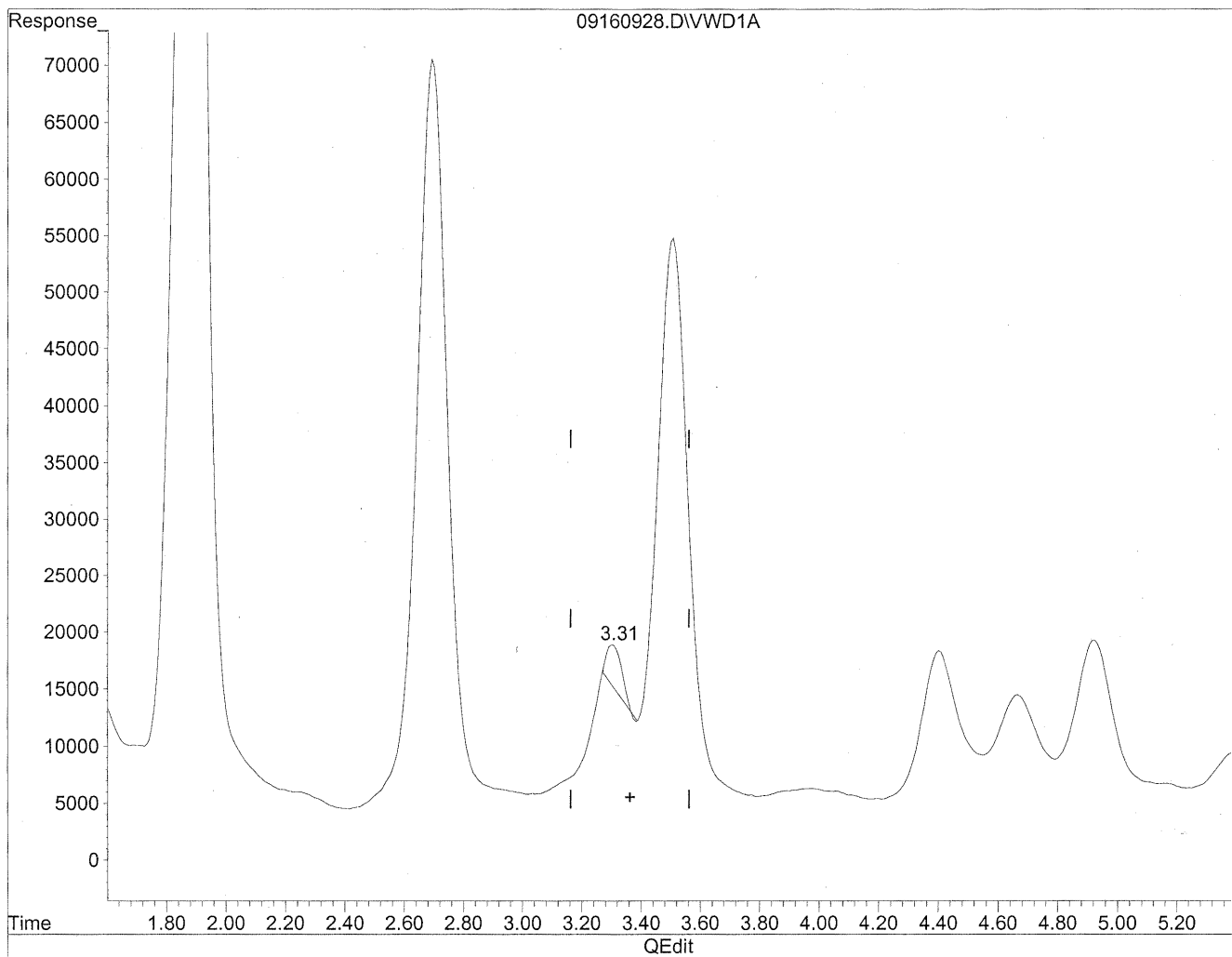
(2) Acetaldehyde
1.88min 1509.751ng/ml m
response 9814586

MD
9/21/09
ic
HC
9/22/09

Quantitation Report

Data File : J:\LC02\DATA\TO11A\2009_09\16\09160928.D Vial: 112
Acq On : 16-Sep-2009, 16:13 Operator: MD
Sample : P0903146-004 front 1.0ml Inst : VWD
Misc : Multiplr: 1.00
IntFile : events.e
Quant Time: Sep 21 16:22 19109 Quant Results File: TO110909.RES

Method : J:\LC02\METHODS\TO110909.M (Chemstation Integrator)
Title : LC-1050 TO-11A ICAL
Last Update : Mon Sep 21 12:16:55 2009
Response via : Multiple Level Calibration

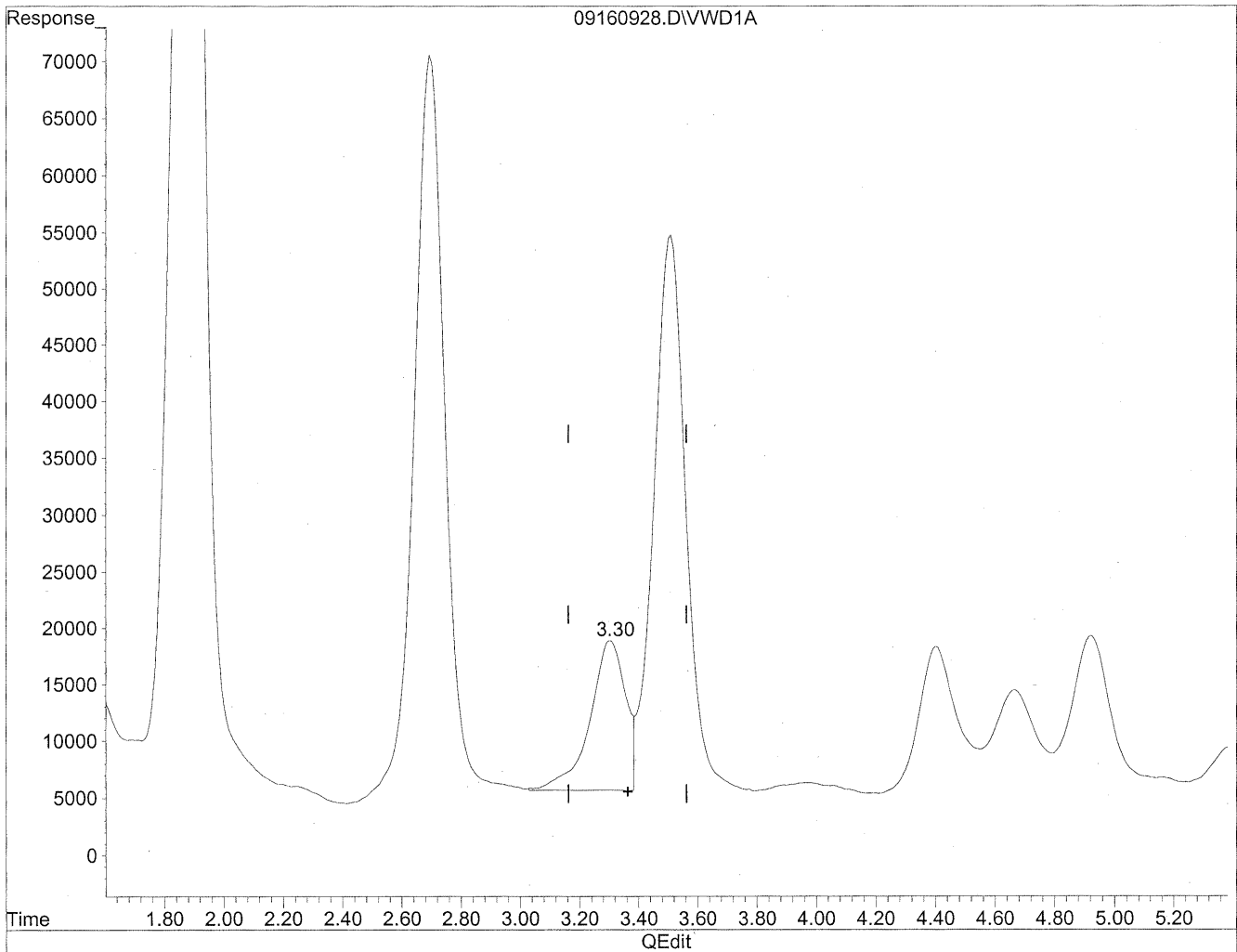


(3) Propionaldehyde
3.31min 26.440ng/ml
response 137430

Quantitation Report

Data File : J:\LC02\DATA\TO11A\2009_09\16\09160928.D Vial: 112
Acq On : 16-Sep-2009, 16:13 Operator: MD
Sample : P0903146-004 front 1.0ml Inst : VWD
Misc : Multiplr: 1.00
IntFile : events.e
Quant Time: Sep 21 16:22 19109 Quant Results File: TO110909.RES

Method : J:\LC02\METHODS\TO110909.M (Chemstation Integrator)
Title : LC-1050 TO-11A ICAL
Last Update : Mon Sep 21 12:16:55 2009
Response via : Multiple Level Calibration



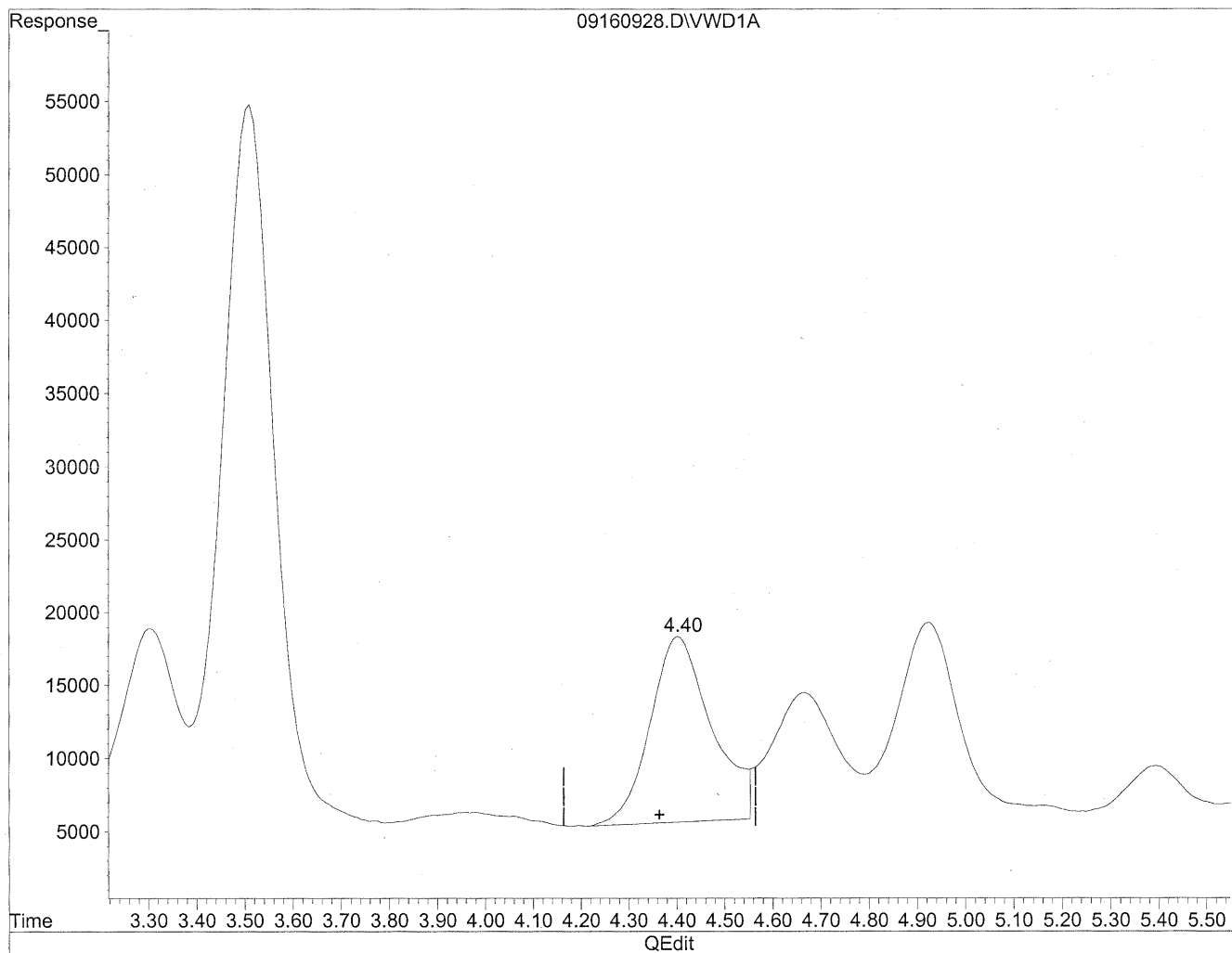
(3) Propionaldehyde
3.30min 206.810ng/ml m
response 1074962

Handwritten notes:
HC
9/22/09
MD
9/22/09
IC

Quantitation Report

Data File : J:\LC02\DATA\TO11A\2009_09\16\09160928.D Vial: 112
Acq On : 16-Sep-2009, 16:13 Operator: MD
Sample : P0903146-004 front 1.0ml Inst : VWD
Misc : Multiplr: 1.00
IntFile : events.e
Quant Time: Sep 21 16:22 19109 Quant Results File: TO110909.RES

Method : J:\LC02\METHODS\TO110909.M (Chemstation Integrator)
Title : LC-1050 TO-11A ICAL
Last Update : Mon Sep 21 12:16:55 2009
Response via : Multiple Level Calibration

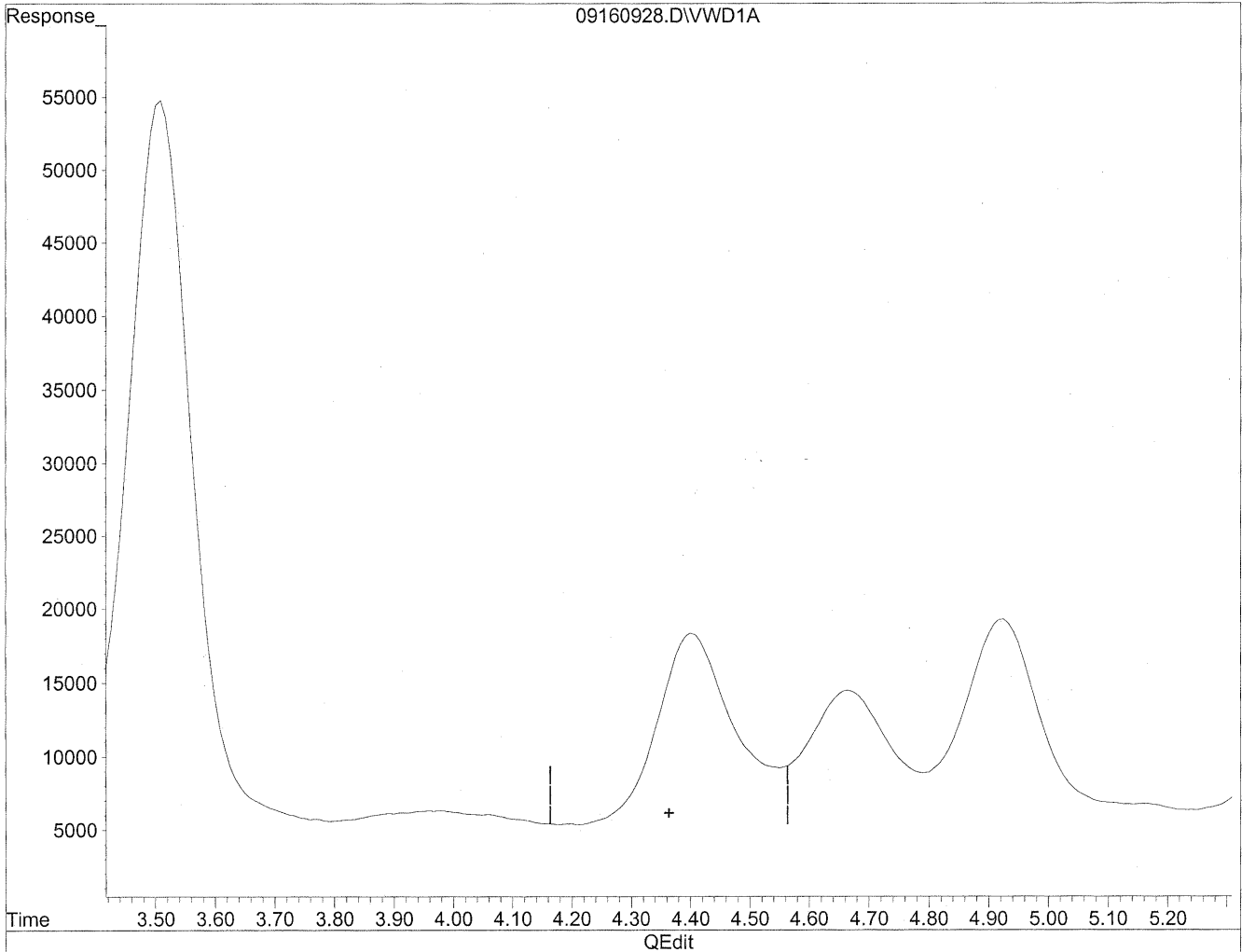


(4) Crotonaldehyde
4.40min 276.599ng/ml
response 1122872

Quantitation Report

Data File : J:\LC02\DATA\TO11A\2009_09\16\09160928.D Vial: 112
Acq On : 16-Sep-2009, 16:13 Operator: MD
Sample : P0903146-004 front 1.0ml Inst : VWD
Misc : Multiplr: 1.00
IntFile : events.e
Quant Time: Sep 21 16:22 19109 Quant Results File: TO110909.RES

Method : J:\LC02\METHODS\TO110909.M (Chemstation Integrator)
Title : LC-1050 TO-11A ICAL
Last Update : Mon Sep 21 12:16:55 2009
Response via : Multiple Level Calibration



(4) Crotonaldehyde
0.00min 0.000ng/ml d
response 0

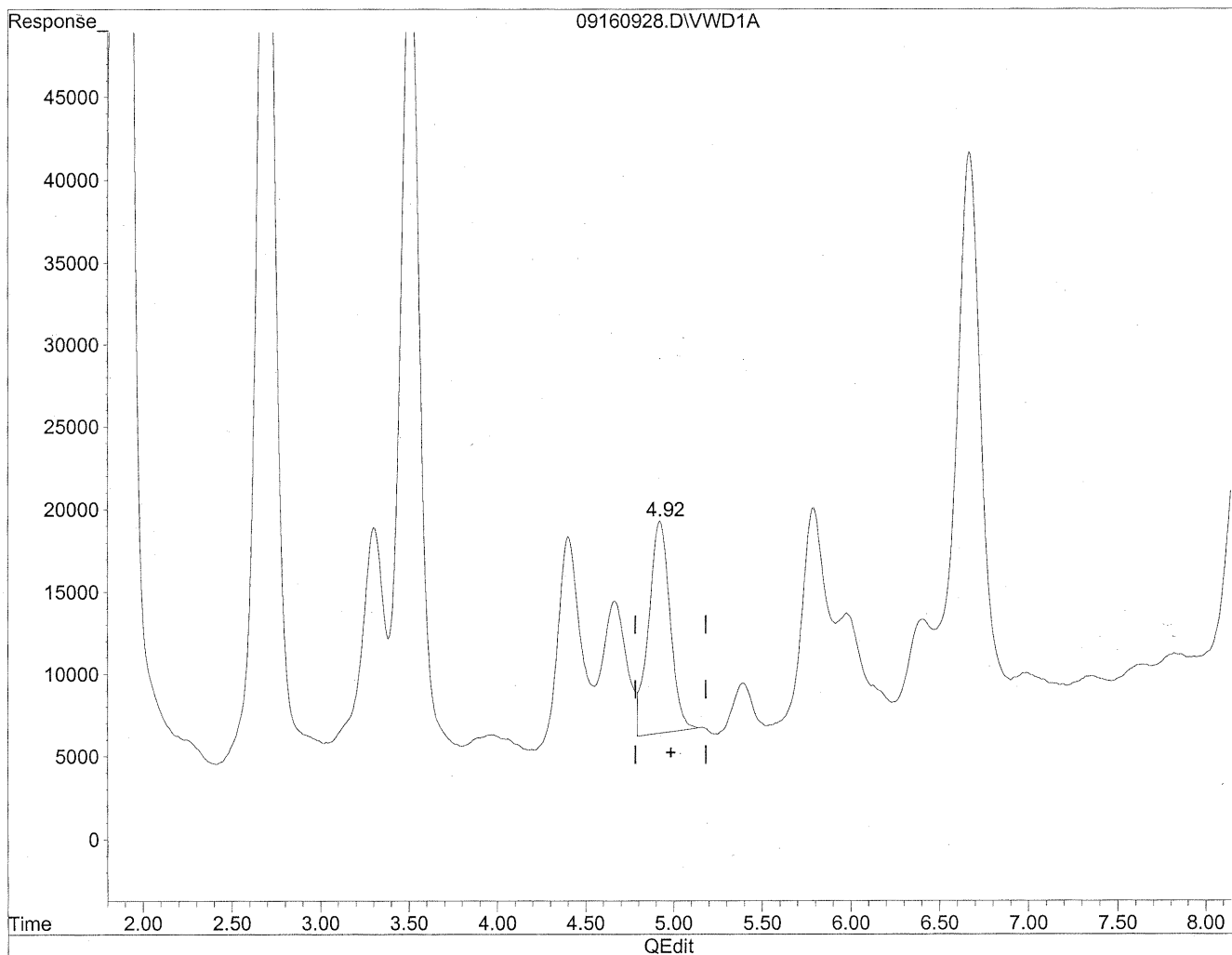
mm
9/22/09
MP

*HC
9/22/09*

Quantitation Report

Data File : J:\LC02\DATA\TO11A\2009_09\16\09160928.D Vial: 112
Acq On : 16-Sep-2009, 16:13 Operator: MD
Sample : P0903146-004 front 1.0ml Inst : VWD
Misc : Multiplr: 1.00
IntFile : events.e
Quant Time: Sep 21 16:22 19109 Quant Results File: TO110909.RES

Method : J:\LC02\METHODS\TO110909.M (Chemstation Integrator)
Title : LC-1050 TO-11A ICAL
Last Update : Mon Sep 21 12:16:55 2009
Response via : Multiple Level Calibration

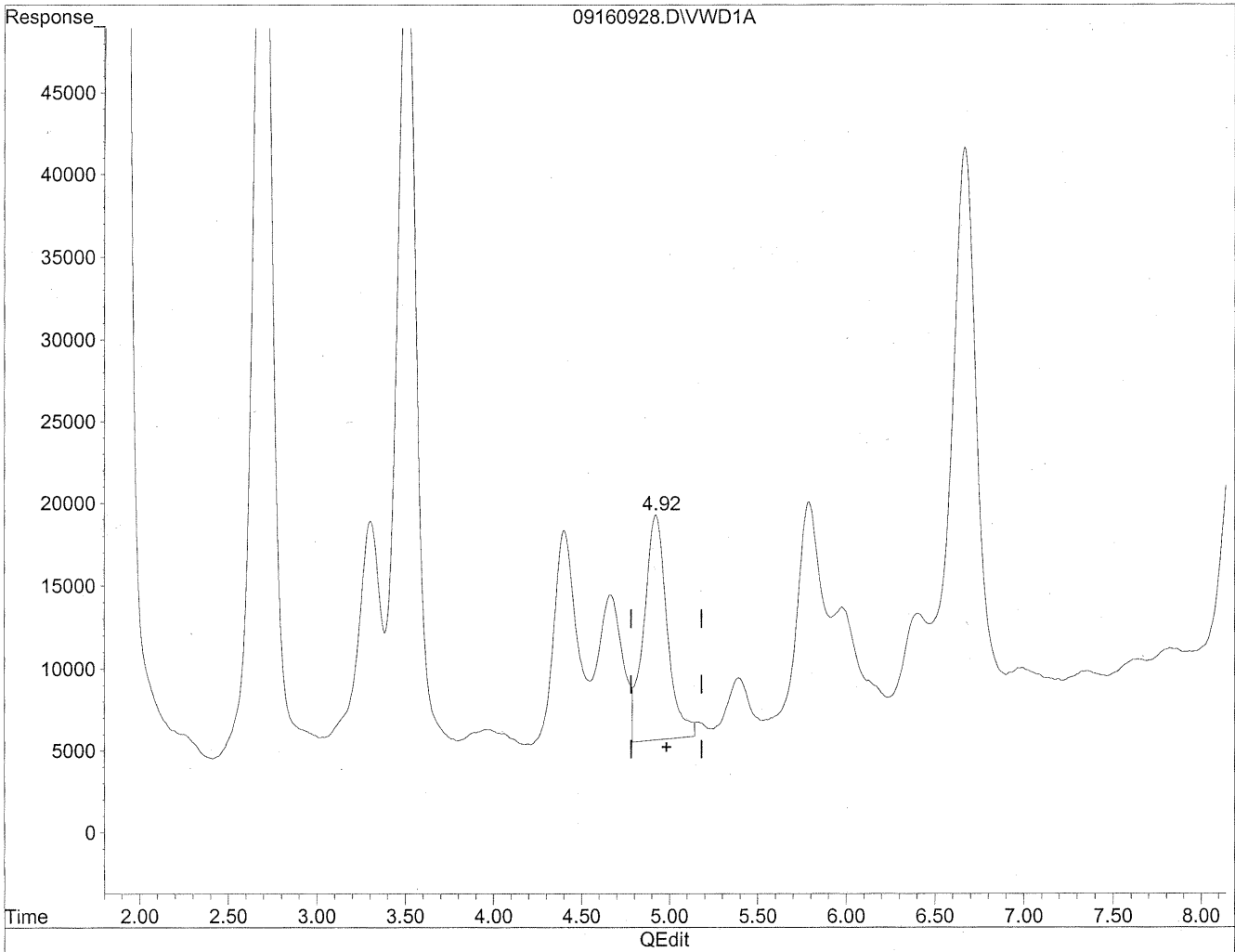


(5) Butyraldehyde
4.93min 270.389ng/ml
response 1095825

Quantitation Report

Data File : J:\LC02\DATA\TO11A\2009_09\16\09160928.D Vial: 112
Acq On : 16-Sep-2009, 16:13 Operator: MD
Sample : P0903146-004 front 1.0ml Inst : VWD
Misc : Multiplr: 1.00
IntFile : events.e
Quant Time: Sep 21 16:22 19109 Quant Results File: TO110909.RES

Method : J:\LC02\METHODS\TO110909.M (Chemstation Integrator)
Title : LC-1050 TO-11A ICAL
Last Update : Mon Sep 21 12:16:55 2009
Response via : Multiple Level Calibration



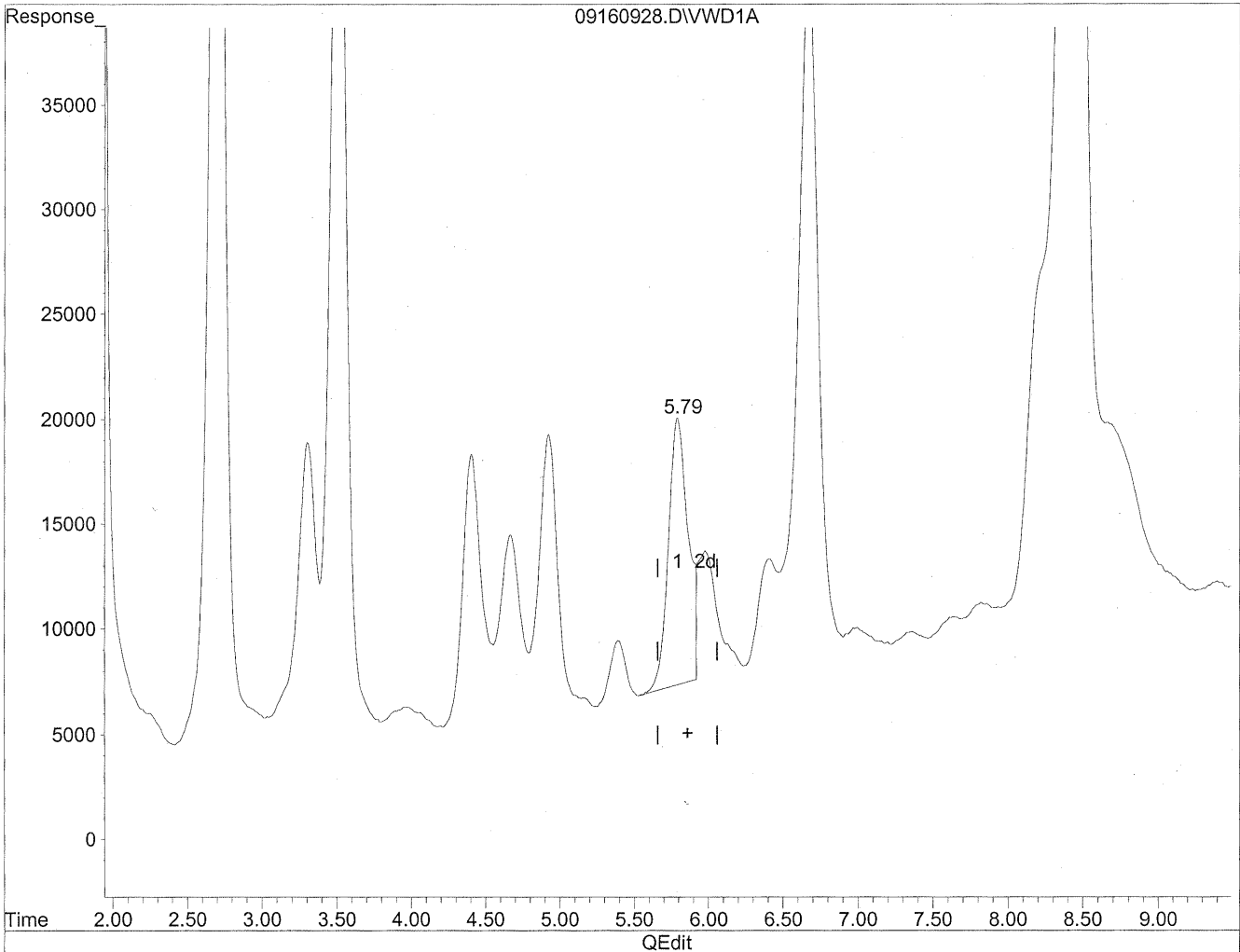
(5) Butyraldehyde
4.92min 311.545ng/ml m
response 1262619

MD
9/21/09
PC
HC
alab

Quantitation Report

Data File : J:\LC02\DATA\TO11A\2009_09\16\09160928.D Vial: 112
Acq On : 16-Sep-2009, 16:13 Operator: MD
Sample : P0903146-004 front 1.0ml Inst : VWD
Misc : Multiplr: 1.00
IntFile : events.e
Quant Time: Sep 21 16:22 19109 Quant Results File: TO110909.RES

Method : J:\LC02\METHODS\TO110909.M (Chemstation Integrator)
Title : LC-1050 TO-11A ICAL
Last Update : Mon Sep 21 12:16:55 2009
Response via : Multiple Level Calibration

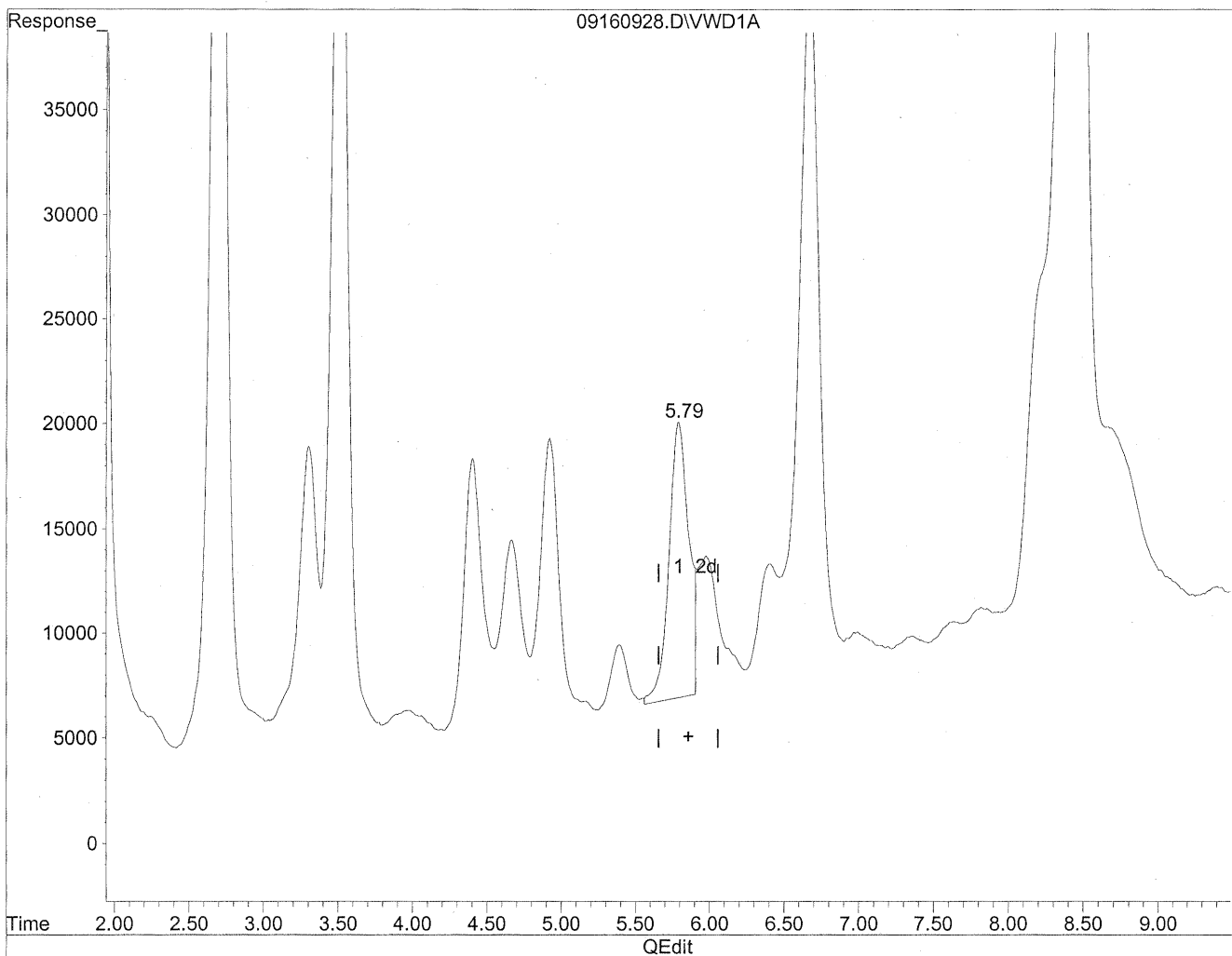


(6) Benzaldehyde
5.79min 427.299ng/ml
response 1165833

Quantitation Report

Data File : J:\LC02\DATA\TO11A\2009_09\16\09160928.D Vial: 112
Acq On : 16-Sep-2009, 16:13 Operator: MD
Sample : P0903146-004 front 1.0ml Inst : VWD
Misc : Multiplr: 1.00
IntFile : events.e
Quant Time: Sep 21 16:22 19109 Quant Results File: TO110909.RES

Method : J:\LC02\METHODS\TO110909.M (Chemstation Integrator)
Title : LC-1050 TO-11A ICAL
Last Update : Mon Sep 21 12:16:55 2009
Response via : Multiple Level Calibration



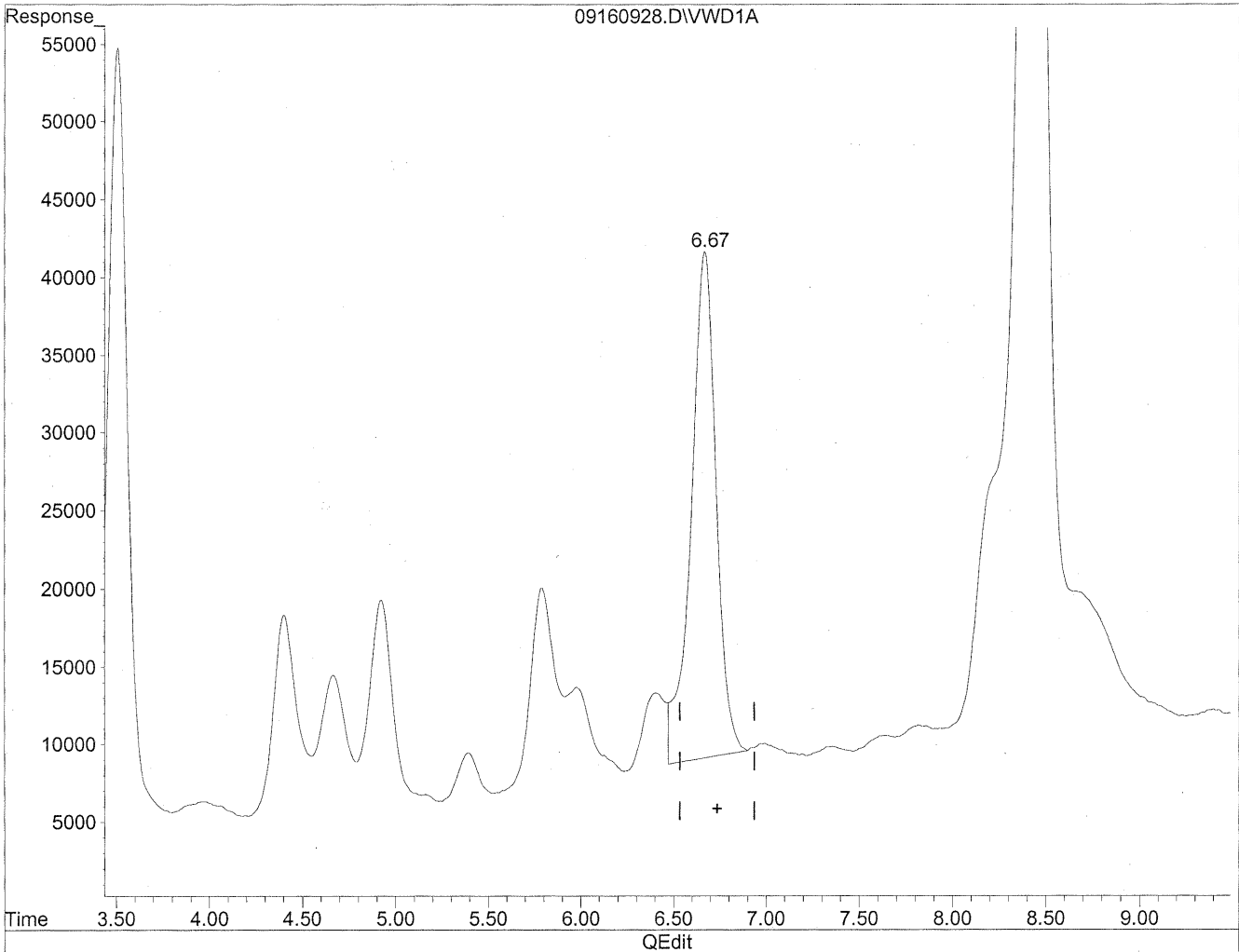
(6) Benzaldehyde
5.79min 444.264ng/ml m
response 1212120

Handwritten notes:
+
9/22/09
MD
pe

Quantitation Report

Data File : J:\LC02\DATA\TO11A\2009_09\16\09160928.D Vial: 112
Acq On : 16-Sep-2009, 16:13 Operator: MD
Sample : P0903146-004 front 1.0ml Inst : VWD
Misc : Multiplr: 1.00
IntFile : events.e
Quant Time: Sep 21 16:22 19109 Quant Results File: TO110909.RES

Method : J:\LC02\METHODS\TO110909.M (Chemstation Integrator)
Title : LC-1050 TO-11A ICAL
Last Update : Mon Sep 21 12:16:55 2009
Response via : Multiple Level Calibration

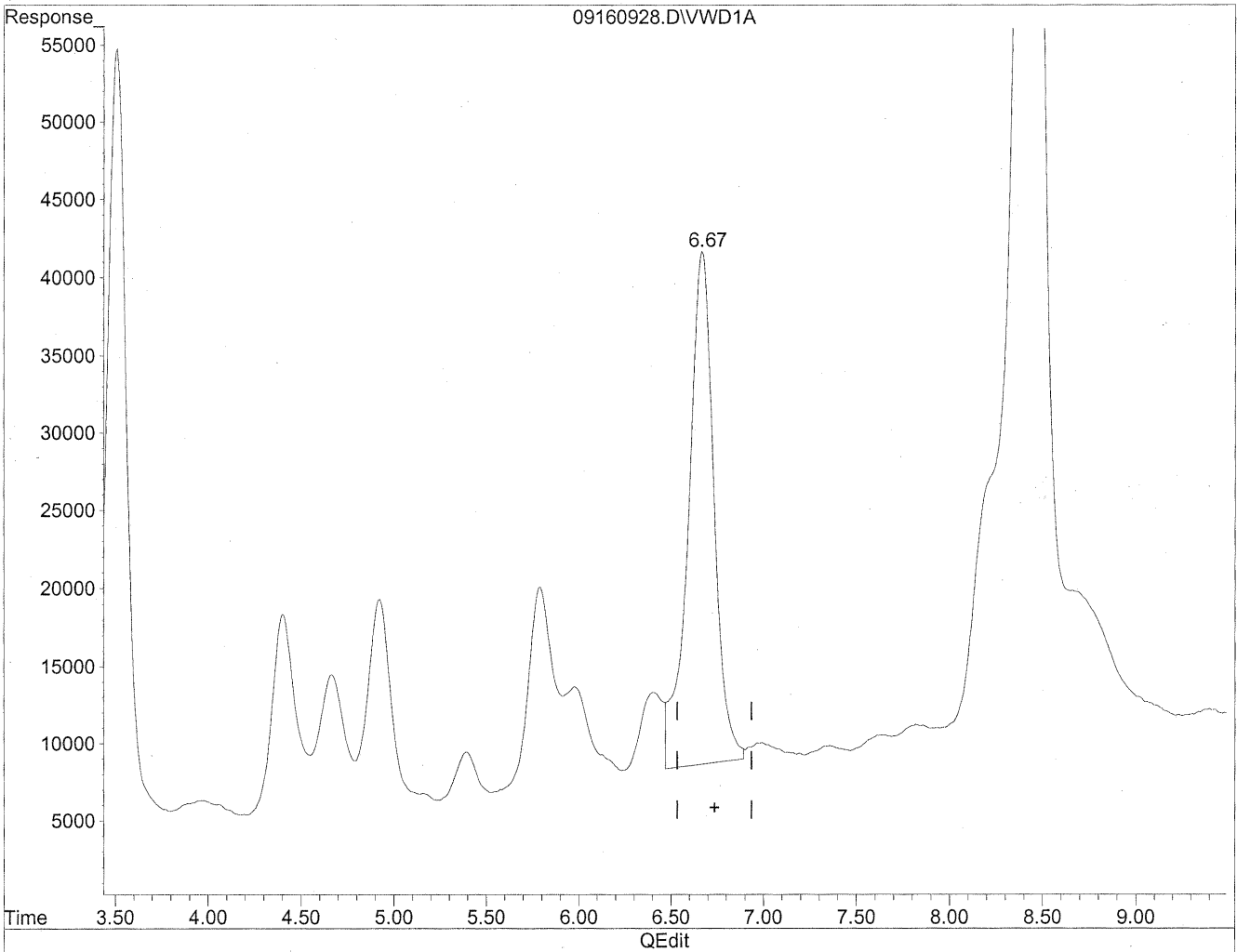


(8) Valeraldehyde
6.67min 900.852ng/ml
response 3062572

Quantitation Report

Data File : J:\LC02\DATA\TO11A\2009_09\16\09160928.D Vial: 112
Acq On : 16-Sep-2009, 16:13 Operator: MD
Sample : P0903146-004 front 1.0ml Inst : VWD
Misc : Multiplr: 1.00
IntFile : events.e
Quant Time: Sep 21 16:22 19109 Quant Results File: TO110909.RES

Method : J:\LC02\METHODS\TO110909.M (Chemstation Integrator)
Title : LC-1050 TO-11A ICAL
Last Update : Mon Sep 21 12:16:55 2009
Response via : Multiple Level Calibration



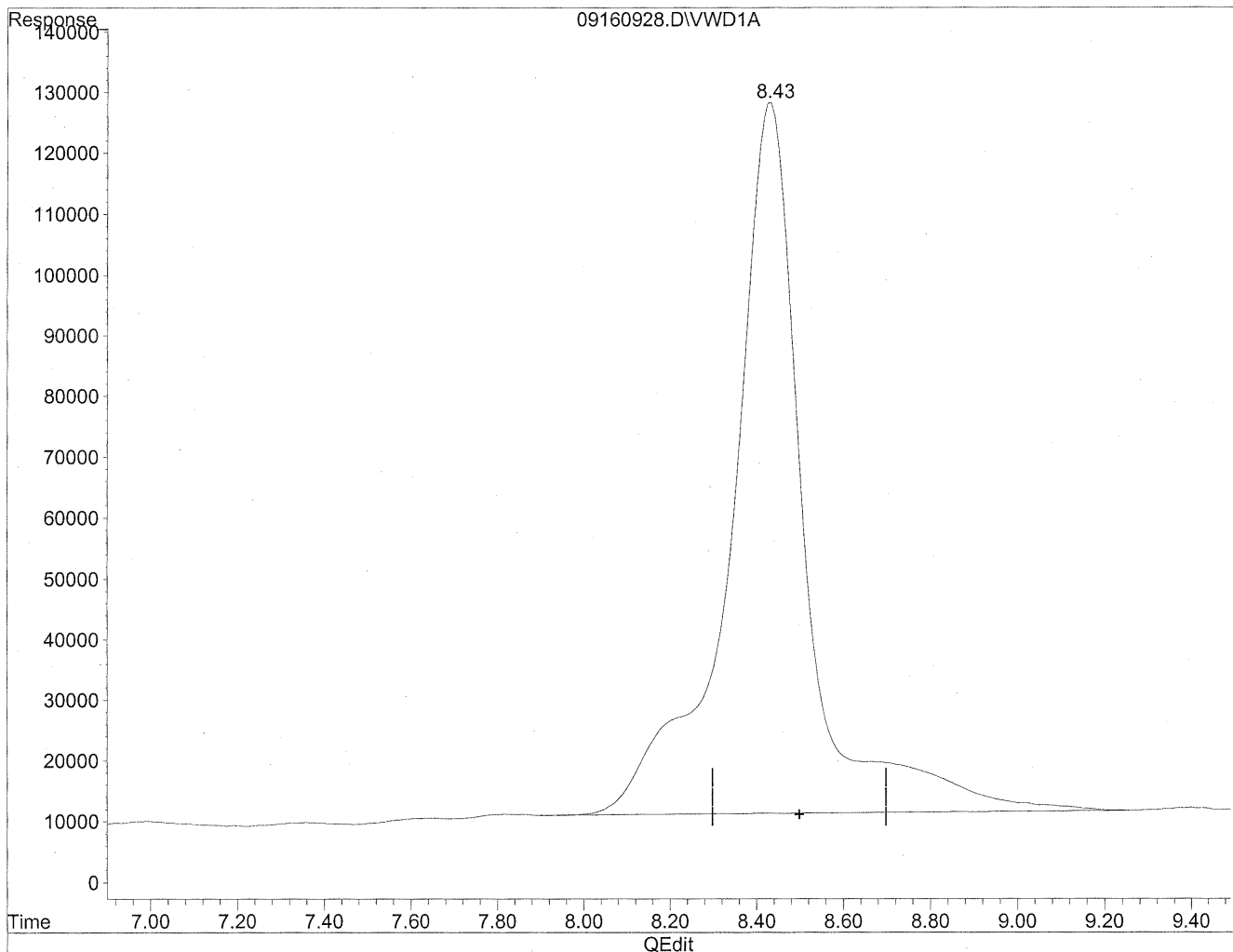
(8) Valeraldehyde
6.67min 934.934ng/ml m
response 3178440

Handwritten notes:
+IC
9/22/09
MD
9/22/09
BE

Quantitation Report

Data File : J:\LC02\DATA\TO11A\2009_09\16\09160928.D Vial: 112
Acq On : 16-Sep-2009, 16:13 Operator: MD
Sample : P0903146-004 front 1.0ml Inst : VWD
Misc : Multiplr: 1.00
IntFile : events.e
Quant Time: Sep 21 16:22 19109 Quant Results File: TO110909.RES

Method : J:\LC02\METHODS\TO110909.M (Chemstation Integrator)
Title : LC-1050 TO-11A ICAL
Last Update : Mon Sep 21 12:16:55 2009
Response via : Multiple Level Calibration

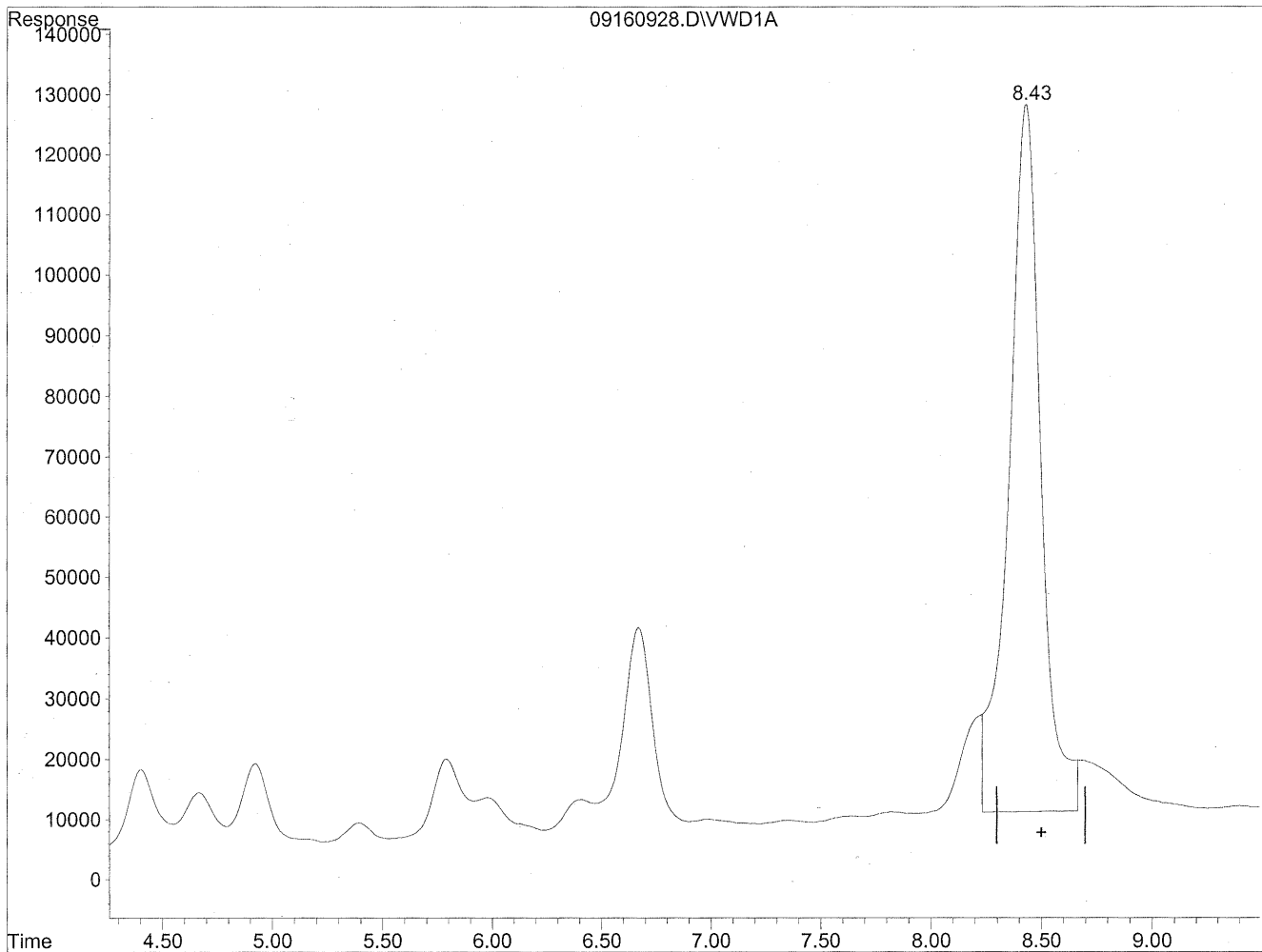


(11) Hexaldehyde
8.43min 4715.016ng/ml
response 13959864

Quantitation Report

Data File : J:\LC02\DATA\TO11A\2009_09\16\09160928.D Vial: 112
Acq On : 16-Sep-2009, 16:13 Operator: MD
Sample : P0903146-004 front 1.0ml Inst : VWD
Misc : Multiplr: 1.00
IntFile : events.e
Quant Time: Sep 21 16:22 19109 Quant Results File: TO110909.RES

Method : J:\LC02\METHODS\TO110909.M (Chemstation Integrator)
Title : LC-1050 TO-11A ICAL
Last Update : Mon Sep 21 12:16:55 2009
Response via : Multiple Level Calibration



(11) Hexaldehyde
8.43min 3992.909ng/ml m
response 11821903

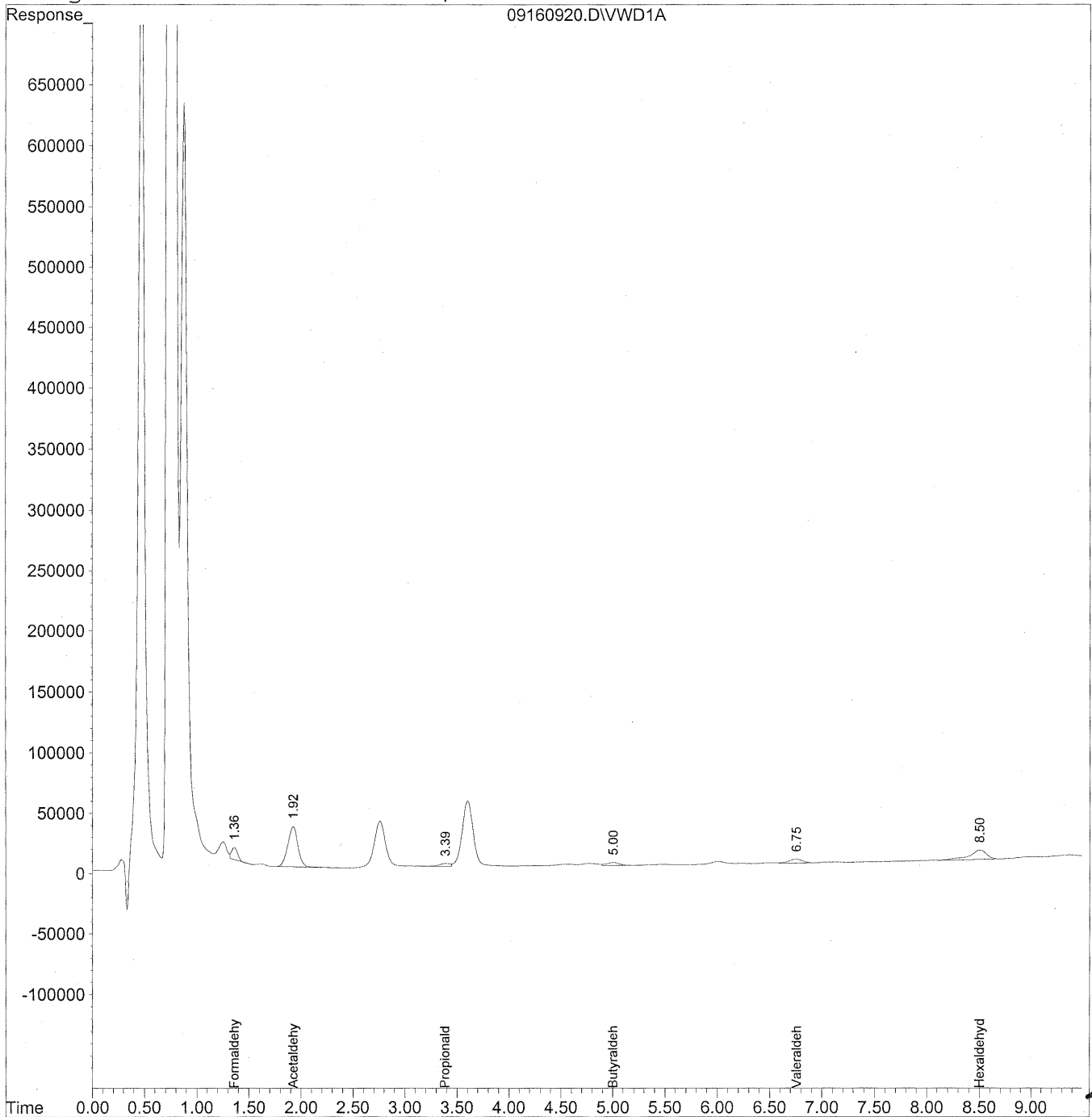
MD
9/22/09
sh
HC
9/22/09

Quantitation Report

Data File : J:\LC02\DATA\TO11A\2009_09\16\09160920.D Vial: 106
Acq On : 16-Sep-2009, 14:38 Operator: MD
Sample : P0903146-004 back 1.0ml Inst : VWD
Misc : Multiplr: 1.00
IntFile : events.e
Quant Time: Sep 21 16:12 19109 Quant Results File: TO110909.RES

Quant Method : J:\LC02\METHODS\TO110909.M (Chemstation Integrator)
Title : LC-1050 TO-11A ICAL
Last Update : Mon Sep 21 12:16:55 2009
Response via : Multiple Level Calibration
DataAcq Meth : TO-11A.M

Volume Inj. : 3uL
Signal Phase : Supelcosil LC-18
Signal Info : 3.3cm x 3mm, 3um



Data File : J:\LC02\DATA\TO11A\2009_09\16\09160920.D Vial: 106
 Acq On : 16-Sep-2009, 14:38 Operator: MD
 Sample : P0903146-004 back 1.0ml Inst : VWD
 Misc : Multiplr: 1.00
 IntFile : events.e
 Quant Time: Sep 21 16:12 19109 Quant Results File: TO110909.RES

Quant Method : J:\LC02\METHODS\TO110909.M (Chemstation Integrator)
 Title : LC-1050 TO-11A ICAL
 Last Update : Mon Sep 21 12:16:55 2009
 Response via : Initial Calibration
 DataAcq Meth : TO-11A.M

Volume Inj. : 3uL
 Signal Phase : Supelcosil LC-18
 Signal Info : 3.3cm x 3mm, 3um

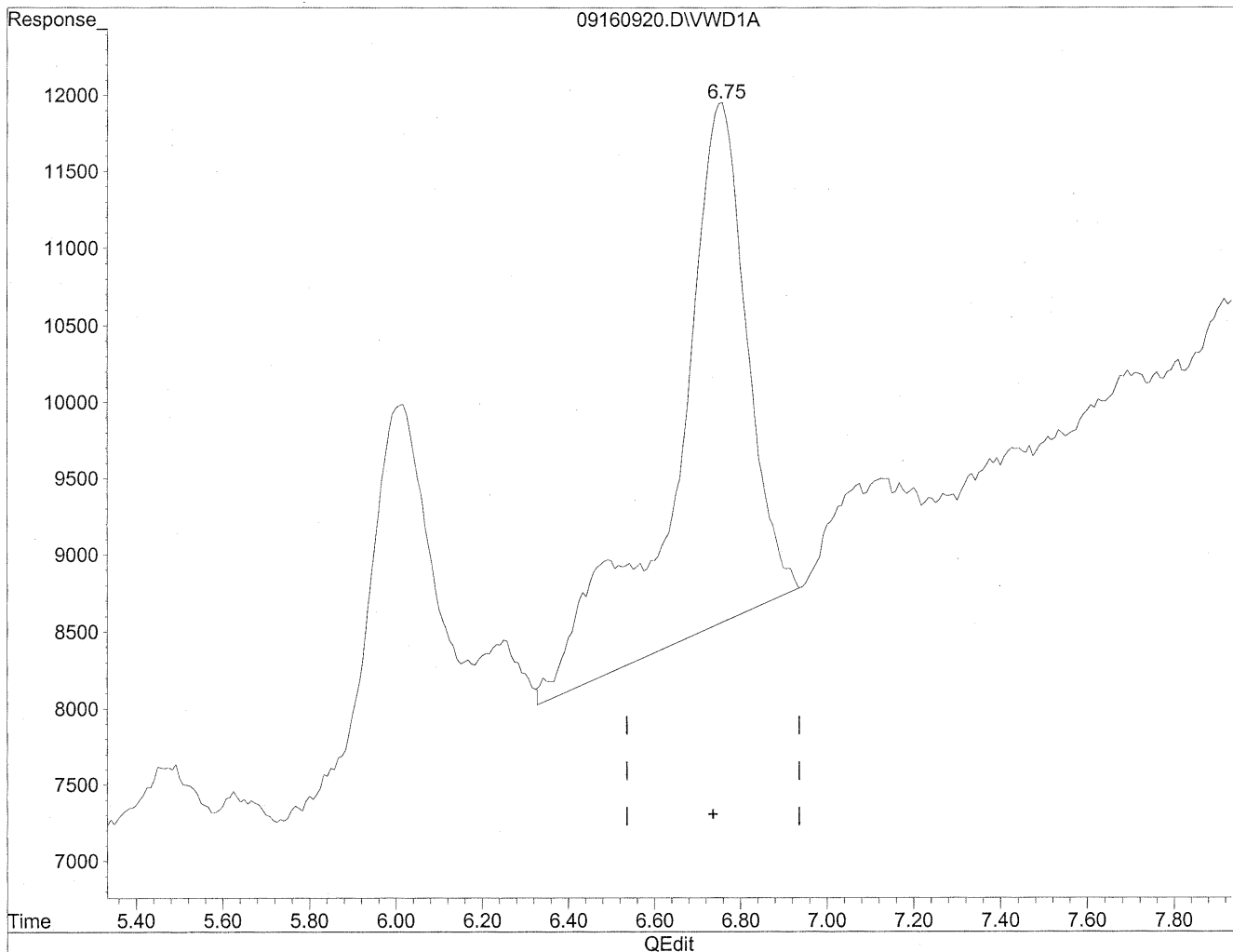
Compound	R.T.	Response	Conc Units

Target Compounds			
1) Formaldehyde	1.36	408433	45.709 ng/ml
2) Acetaldehyde	1.93	2288069	351.967 ng/ml
3) Propionaldehyde	3.39	163357	31.428 ng/ml
4) Crotonaldehyde	0.00	0	N.D. ng/ml
5) Butyraldehyde	5.01	212572	52.451 ng/ml
6) Benzaldehyde	0.00	0	N.D. ng/ml
7) Isovaleraldehyde	0.00	0	N.D. ng/ml
8) Valeraldehyde	6.75	318597	93.715 ng/mlm
9) o-Tolualdehyde	0.00	0	N.D. ng/ml
10) m,p-Tolualdehyde	0.00	0	N.D. ng/ml
11) Hexaldehyde	8.50	860520	290.645 ng/ml
12) 2,5-Dimethylbenzaldehyde	0.00	0	N.D. ng/ml

Quantitation Report

Data File : J:\LC02\DATA\TO11A\2009_09\16\09160920.D Vial: 106
Acq On : 16-Sep-2009, 14:38 Operator: MD
Sample : P0903146-004 back 1.0ml Inst : VWD
Misc : Multiplr: 1.00
IntFile : events.e
Quant Time: Sep 21 16:11 19109 Quant Results File: TO110909.RES

Method : J:\LC02\METHODS\TO110909.M (Chemstation Integrator)
Title : LC-1050 TO-11A ICAL
Last Update : Mon Sep 21 12:16:55 2009
Response via : Multiple Level Calibration



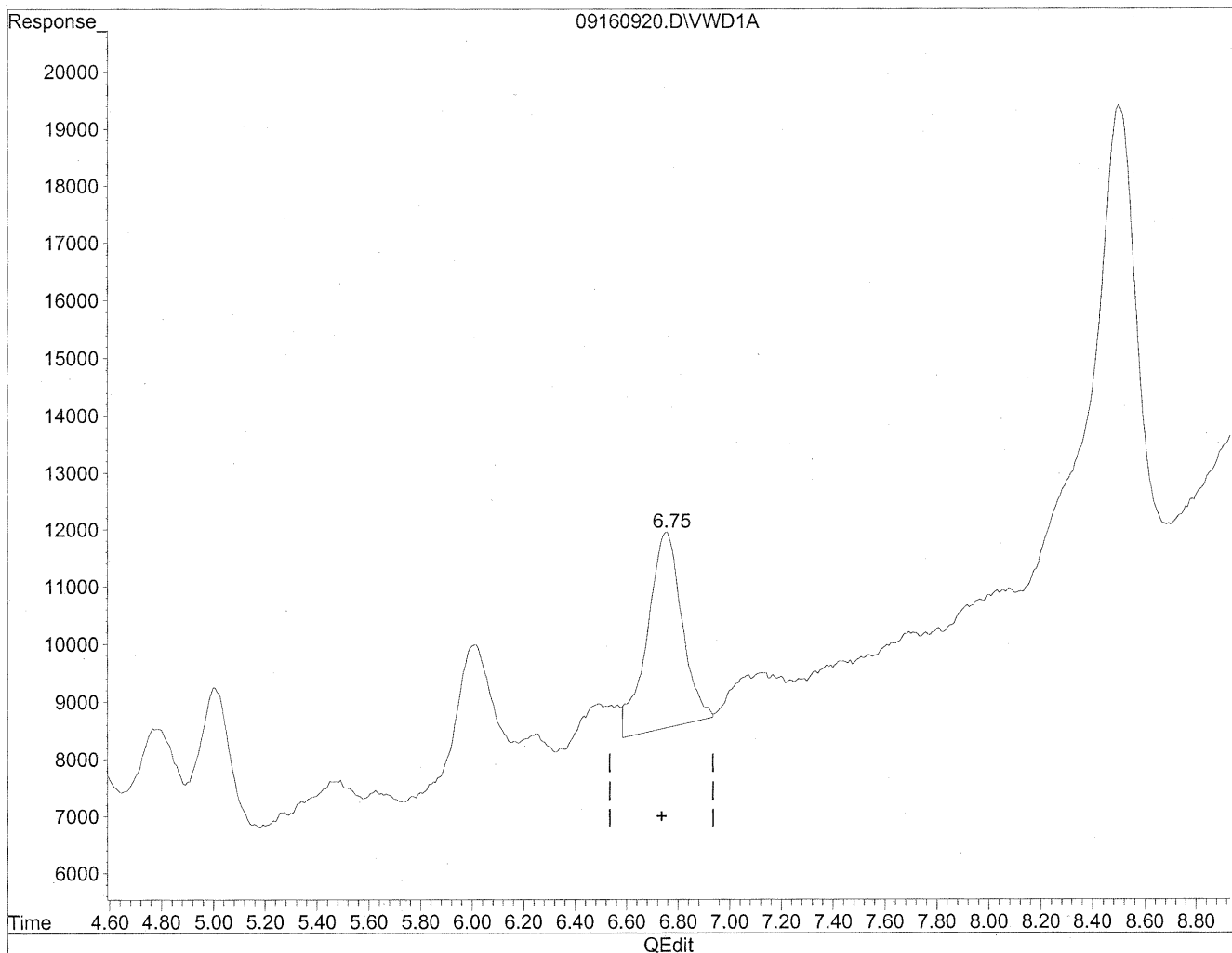
(8) Valeraldehyde
6.76min 114.844ng/ml
response 390428

(+) = Expected Retention Time

Quantitation Report

Data File : J:\LC02\DATA\TO11A\2009_09\16\09160920.D Vial: 106
Acq On : 16-Sep-2009, 14:38 Operator: MD
Sample : P0903146-004 back 1.0ml Inst : VWD
Misc : Multiplr: 1.00
IntFile : events.e
Quant Time: Sep 21 16:11 19109 Quant Results File: TO110909.RES

Method : J:\LC02\METHODS\TO110909.M (Chemstation Integrator)
Title : LC-1050 TO-11A ICAL
Last Update : Mon Sep 21 12:16:55 2009
Response via : Multiple Level Calibration



(8) Valeraldehyde
6.75min 93.715ng/ml m
response 318597

MD
9/22/09
sh
HL
9/22/09

COLUMBIA ANALYTICAL SERVICES, INC.

RESULTS OF ANALYSIS

Page 1 of 1

Client: Environmental Health & Engineering, Inc.

Client Sample ID: 102823

Client Project ID: 16512

CAS Project ID: P0903146

CAS Sample ID: P0903146-005

Test Code: EPA Method TO-11A

Instrument ID: HP1050/LC2

Analyst: Madeleine Dangazyan

Sampling Media: Silica Gel DNPH Tube

Test Notes: BC

Date Collected: 9/2/09

Date Received: 9/4/09

Date Analyzed: 9/16/09

Desorption Volume: 1.0 ml

Volume Sampled: 94.3 Liter(s)

CAS #	Compound	Result ng/Sample	Result µg/m ³	MRL µg/m ³	Result ppbV	MRL ppbV	Data Qualifier
50-00-0	Formaldehyde	< 100	ND	1.1	ND	0.86	
75-07-0	Acetaldehyde	< 100	ND	1.1	ND	0.59	
123-38-6	Propionaldehyde	< 100	ND	1.1	ND	0.45	
4170-30-3	Crotonaldehyde, Total	< 100	ND	1.1	ND	0.37	
123-72-8	Butyraldehyde	< 100	ND	1.1	ND	0.36	
100-52-7	Benzaldehyde	< 100	ND	1.1	ND	0.24	
590-86-3	Isovaleraldehyde	< 100	ND	1.1	ND	0.30	
110-62-3	Valeraldehyde	< 100	ND	1.1	ND	0.30	
529-20-4	o-Tolualdehyde	< 100	ND	1.1	ND	0.22	
620-23-5							
104-87-0	m,p-Tolualdehyde	< 200	ND	2.1	ND	0.43	
66-25-1	n-Hexaldehyde	< 100	ND	1.1	ND	0.26	
5779-94-2	2,5-Dimethylbenzaldehyde	< 100	ND	1.1	ND	0.19	

ND = Compound was analyzed for, but not detected above the laboratory reporting limit.

MRL = Method Reporting Limit - The minimum quantity of a target analyte that can be confidently determined by the referenced method.

BC = Results reported are not blank corrected.


Verified By: Re Date: 9/23/09 **106**

Quantitation Report

Data File : J:\LC02\DATA\TO11A\2009_09\16\09160929.D Vial: 113
Acq On : 16-Sep-2009, 16:25 Operator: MD
Sample : P0903146-005 front 1.0ml Inst : VWD
Misc : Multiplr: 1.00
IntFile : events.e
Quant Time: Sep 21 16:26 19109 Quant Results File: TO110909.RES

Quant Method : J:\LC02\METHODS\TO110909.M (Chemstation Integrator)
Title : LC-1050 TO-11A ICAL
Last Update : Mon Sep 21 12:16:55 2009
Response via : Multiple Level Calibration
DataAcq Meth : TO-11A.M

Volume Inj. : 3uL
Signal Phase : Supelcosil LC-18
Signal Info : 3.3cm x 3mm, 3um



Data File : J:\LC02\DATA\TO11A\2009_09\16\09160929.D Vial: 113
 Acq On : 16-Sep-2009, 16:25 Operator: MD
 Sample : P0903146-005 front 1.0ml Inst : VWD
 Misc : Multiplr: 1.00
 IntFile : events.e
 Quant Time: Sep 21 16:26 19109 Quant Results File: TO110909.RES

Quant Method : J:\LC02\METHODS\TO110909.M (Chemstation Integrator)
 Title : LC-1050 TO-11A ICAL
 Last Update : Mon Sep 21 12:16:55 2009
 Response via : Initial Calibration
 DataAcq Meth : TO-11A.M

Volume Inj. : 3uL
 Signal Phase : Supelcosil LC-18
 Signal Info : 3.3cm x 3mm, 3um

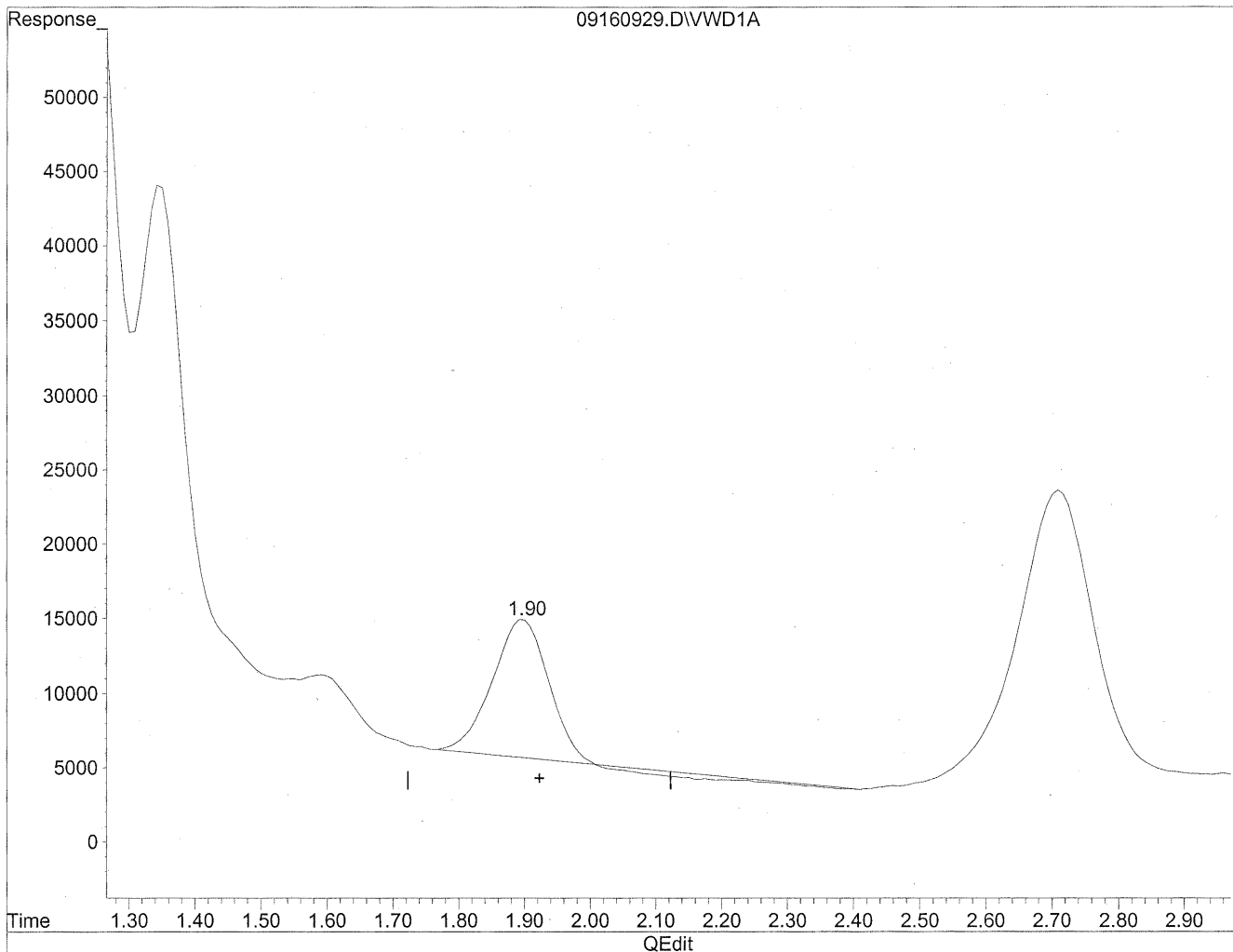
Compound	R.T.	Response	Conc Units

Target Compounds			
1) Formaldehyde	1.35	747790	83.688 ng/ml
2) Acetaldehyde	1.90	565604	87.005 ng/mlm
3) Propionaldehyde	0.00	0	N.D. ng/ml
4) Crotonaldehyde	0.00	0	N.D. ng/ml
5) Butyraldehyde	0.00	0	N.D. ng/ml
6) Benzaldehyde	0.00	0	N.D. ng/ml
7) Isovaleraldehyde	0.00	0	N.D. ng/ml
8) Valeraldehyde	0.00	0	N.D. ng/ml
9) o-Tolualdehyde	0.00	0	N.D. ng/ml
10) m,p-Tolualdehyde	0.00	0	N.D. ng/ml
11) Hexaldehyde	0.00	0	N.D. ng/ml
12) 2,5-Dimethylbenzaldehyde	0.00	0	N.D. ng/ml

Quantitation Report

Data File : J:\LC02\DATA\TO11A\2009_09\16\09160929.D Vial: 113
Acq On : 16-Sep-2009, 16:25 Operator: MD
Sample : P0903146-005 front 1.0ml Inst : VWD
Misc : Multiplr: 1.00
IntFile : events.e
Quant Time: Sep 21 16:25 19109 Quant Results File: TO110909.RES

Method : J:\LC02\METHODS\TO110909.M (Chemstation Integrator)
Title : LC-1050 TO-11A ICAL
Last Update : Mon Sep 21 12:16:55 2009
Response via : Multiple Level Calibration

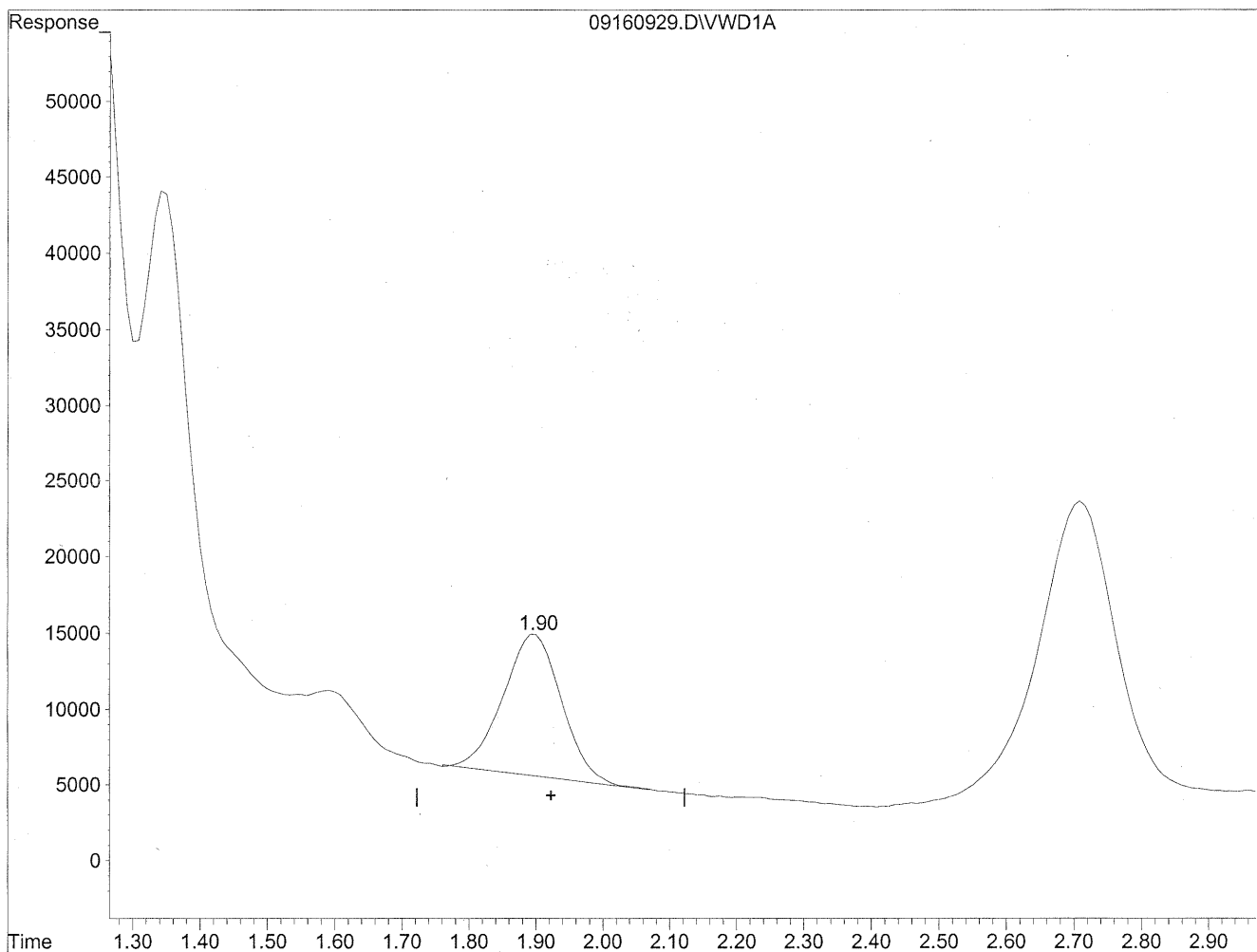


(2) Acetaldehyde
1.90min 78.754ng/ml
response 511962

Quantitation Report

Data File : J:\LC02\DATA\TO11A\2009_09\16\09160929.D Vial: 113
Acq On : 16-Sep-2009, 16:25 Operator: MD
Sample : P0903146-005 front 1.0ml Inst : VWD
Misc : Multiplr: 1.00
IntFile : events.e
Quant Time: Sep 21 16:25 19109 Quant Results File: TO110909.RES

Method : J:\LC02\METHODS\TO110909.M (Chemstation Integrator)
Title : LC-1050 TO-11A ICAL
Last Update : Mon Sep 21 12:16:55 2009
Response via : Multiple Level Calibration



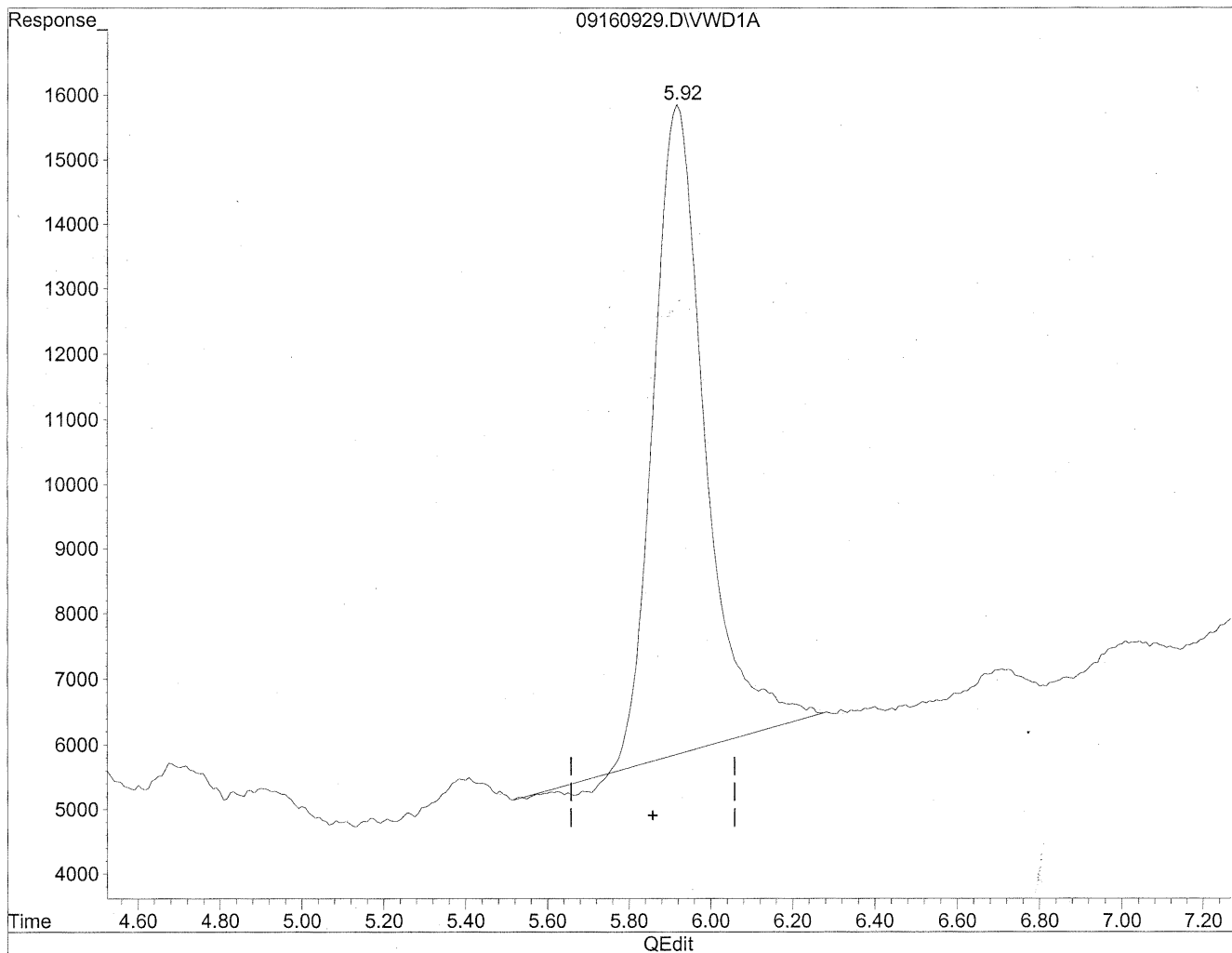
(2) Acetaldehyde
1.90min 87.005ng/ml m
response 565604

Handwritten notes:
+K
9/22/09
MD
9/22/09
K

Quantitation Report

Data File : J:\LC02\DATA\TO11A\2009_09\16\09160929.D Vial: 113
Acq On : 16-Sep-2009, 16:25 Operator: MD
Sample : P0903146-005 front 1.0ml Inst : VWD
Misc : Multiplr: 1.00
IntFile : events.e
Quant Time: Sep 21 16:25 19109 Quant Results File: TO110909.RES

Method : J:\LC02\METHODS\TO110909.M (Chemstation Integrator)
Title : LC-1050 TO-11A ICAL
Last Update : Mon Sep 21 12:16:55 2009
Response via : Multiple Level Calibration

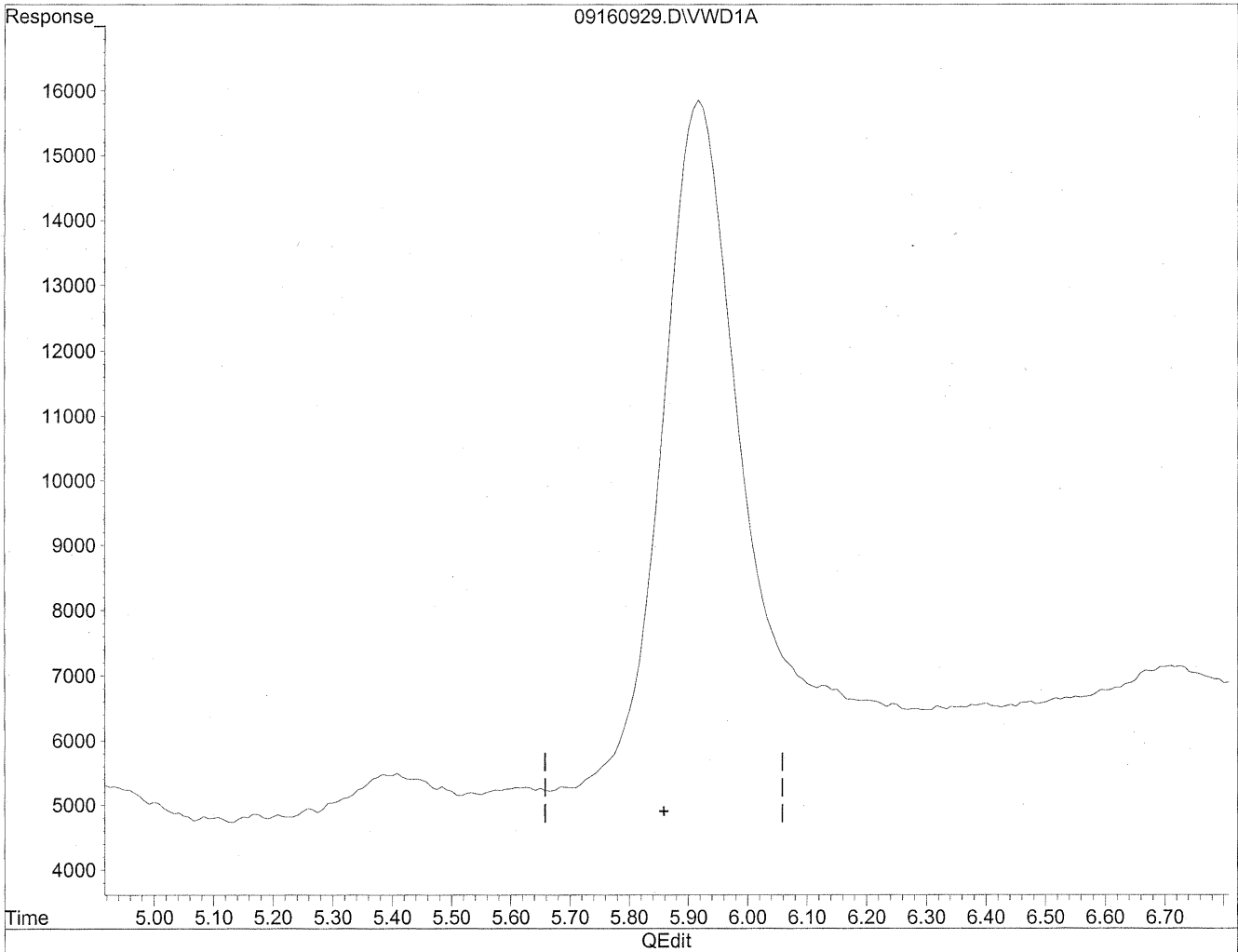


(6) Benzaldehyde
5.92min 318.782ng/ml
response 869758

Quantitation Report

Data File : J:\LC02\DATA\TO11A\2009_09\16\09160929.D Vial: 113
Acq On : 16-Sep-2009, 16:25 Operator: MD
Sample : P0903146-005 front 1.0ml Inst : VWD
Misc : Multiplr: 1.00
IntFile : events.e
Quant Time: Sep 21 16:25 19109 Quant Results File: TO110909.RES

Method : J:\LC02\METHODS\TO110909.M (Chemstation Integrator)
Title : LC-1050 TO-11A ICAL
Last Update : Mon Sep 21 12:16:55 2009
Response via : Multiple Level Calibration



(6) Benzaldehyde

0.00min 0.000ng/ml d

response 0

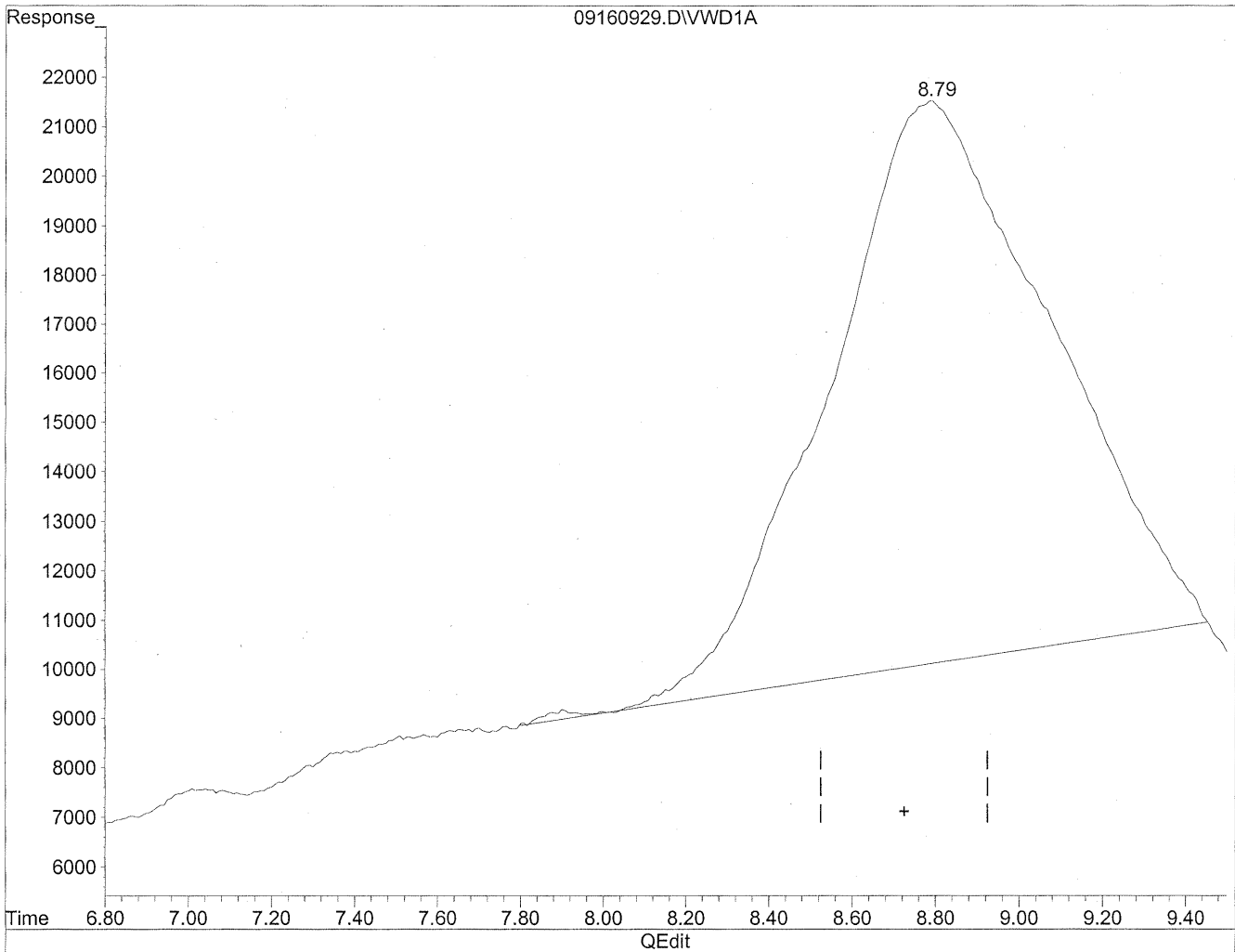
MD
9/21/09
MP

MC
9/21/09

Quantitation Report

Data File : J:\LC02\DATA\TO11A\2009_09\16\09160929.D Vial: 113
Acq On : 16-Sep-2009, 16:25 Operator: MD
Sample : P0903146-005 front 1.0ml Inst : VWD
Misc : Multiplr: 1.00
IntFile : events.e
Quant Time: Sep 21 16:25 19109 Quant Results File: TO110909.RES

Method : J:\LC02\METHODS\TO110909.M (Chemstation Integrator)
Title : LC-1050 TO-11A ICAL
Last Update : Mon Sep 21 12:16:55 2009
Response via : Multiple Level Calibration



(12) 2,5-Dimethylbenzaldehyde

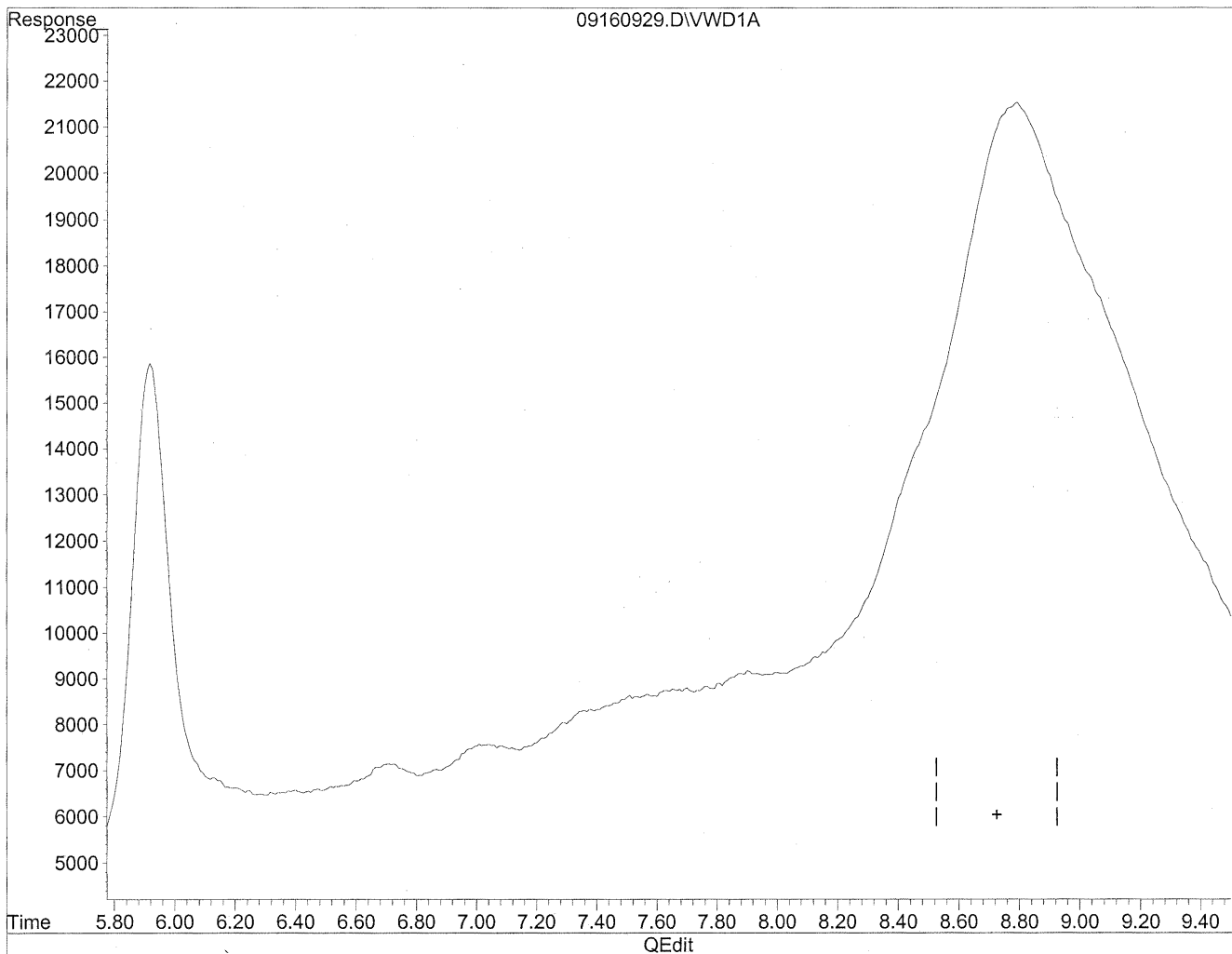
8.79min 2107.190ng/ml

response 4204880

Quantitation Report

Data File : J:\LC02\DATA\TO11A\2009_09\16\09160929.D Vial: 113
Acq On : 16-Sep-2009, 16:25 Operator: MD
Sample : P0903146-005 front 1.0ml Inst : VWD
Misc : Multiplr: 1.00
IntFile : events.e
Quant Time: Sep 21 16:25 19109 Quant Results File: TO110909.RES

Method : J:\LC02\METHODS\TO110909.M (Chemstation Integrator)
Title : LC-1050 TO-11A ICAL
Last Update : Mon Sep 21 12:16:55 2009
Response via : Multiple Level Calibration



(12) 2,5-Dimethylbenzaldehyde

0.00min 0.000ng/ml d

response 0

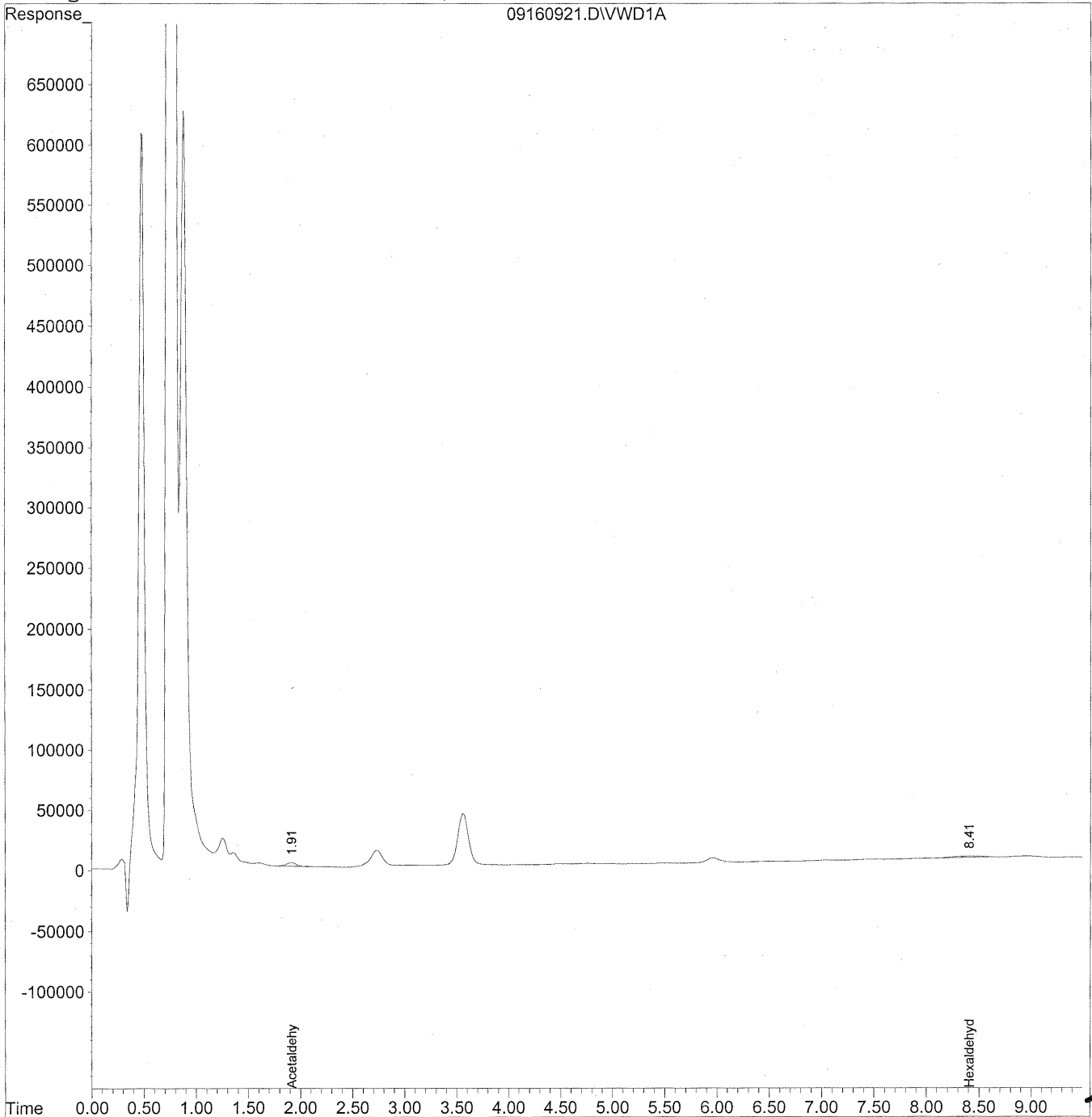
*mc
aldehyd
9/21/09
not real*

Quantitation Report

Data File : J:\LC02\DATA\TO11A\2009_09\16\09160921.D Vial: 107
Acq On : 16-Sep-2009, 14:50 Operator: MD
Sample : P0903146-005 back 1.0ml Inst : VWD
Misc : Multiplr: 1.00
IntFile : events.e
Quant Time: Sep 21 16:12 19109 Quant Results File: TO110909.RES

Quant Method : J:\LC02\METHODS\TO110909.M (Chemstation Integrator)
Title : LC-1050 TO-11A ICAL
Last Update : Mon Sep 21 12:16:55 2009
Response via : Multiple Level Calibration
DataAcq Meth : TO-11A.M

Volume Inj. : 3uL
Signal Phase : Supelcosil LC-18
Signal Info : 3.3cm x 3mm, 3um



Data File : J:\LC02\DATA\TO11A\2009_09\16\09160921.D Vial: 107
 Acq On : 16-Sep-2009, 14:50 Operator: MD
 Sample : P0903146-005 back 1.0ml Inst : VWD
 Misc : Multiplr: 1.00
 IntFile : events.e
 Quant Time: Sep 21 16:12 19109 Quant Results File: TO110909.RES

Quant Method : J:\LC02\METHODS\TO110909.M (Chemstation Integrator)
 Title : LC-1050 TO-11A ICAL
 Last Update : Mon Sep 21 12:16:55 2009
 Response via : Initial Calibration
 DataAcq Meth : TO-11A.M

Volume Inj. : 3uL
 Signal Phase : Supelcosil LC-18
 Signal Info : 3.3cm x 3mm, 3um

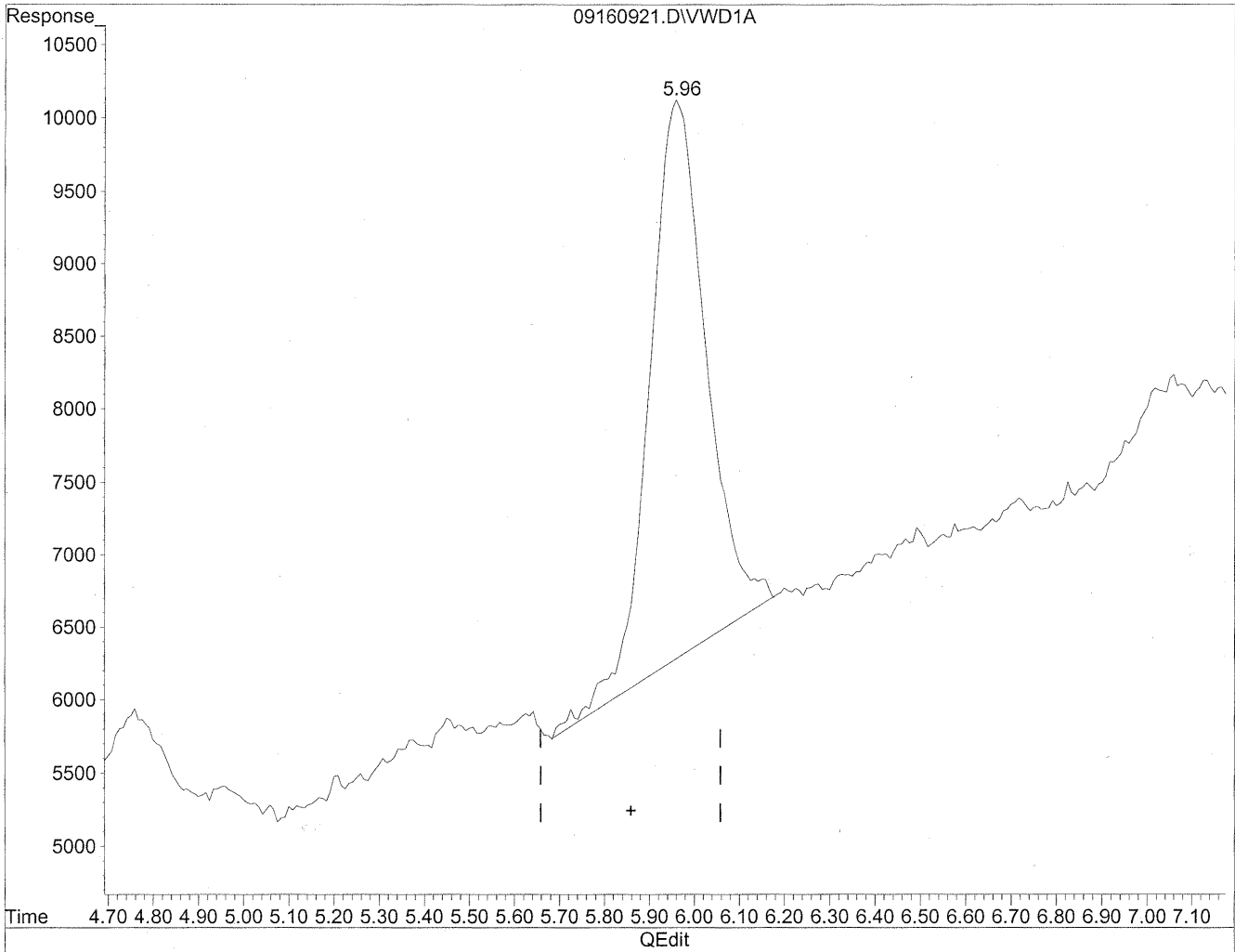
Compound	R.T.	Response	Conc	Units

Target Compounds				
1) Formaldehyde	0.00	0	N.D.	ng/ml
2) Acetaldehyde	1.92	183751	28.266	ng/ml
3) Propionaldehyde	0.00	0	N.D.	ng/ml
4) Crotonaldehyde	0.00	0	N.D.	ng/ml
5) Butyraldehyde	0.00	0	N.D.	ng/ml
6) Benzaldehyde	0.00	0	N.D.	ng/ml
7) Isovaleraldehyde	0.00	0	N.D.	ng/ml
8) Valeraldehyde	0.00	0	N.D.	ng/ml
9) o-Tolualdehyde	0.00	0	N.D.	ng/ml
10) m,p-Tolualdehyde	0.00	0	N.D.	ng/ml
11) Hexaldehyde	8.41	205562	69.430	ng/ml
12) 2,5-Dimethylbenzaldehyde	0.00	0	N.D.	ng/ml

Quantitation Report

Data File : J:\LC02\DATA\TO11A\2009_09\16\09160921.D Vial: 107
Acq On : 16-Sep-2009, 14:50 Operator: MD
Sample : P0903146-005 back 1.0ml Inst : VWD
Misc : Multiplr: 1.00
IntFile : events.e
Quant Time: Sep 21 16:12 19109 Quant Results File: TO110909.RES

Method : J:\LC02\METHODS\TO110909.M (Chemstation Integrator)
Title : LC-1050 TO-11A ICAL
Last Update : Mon Sep 21 12:16:55 2009
Response via : Multiple Level Calibration

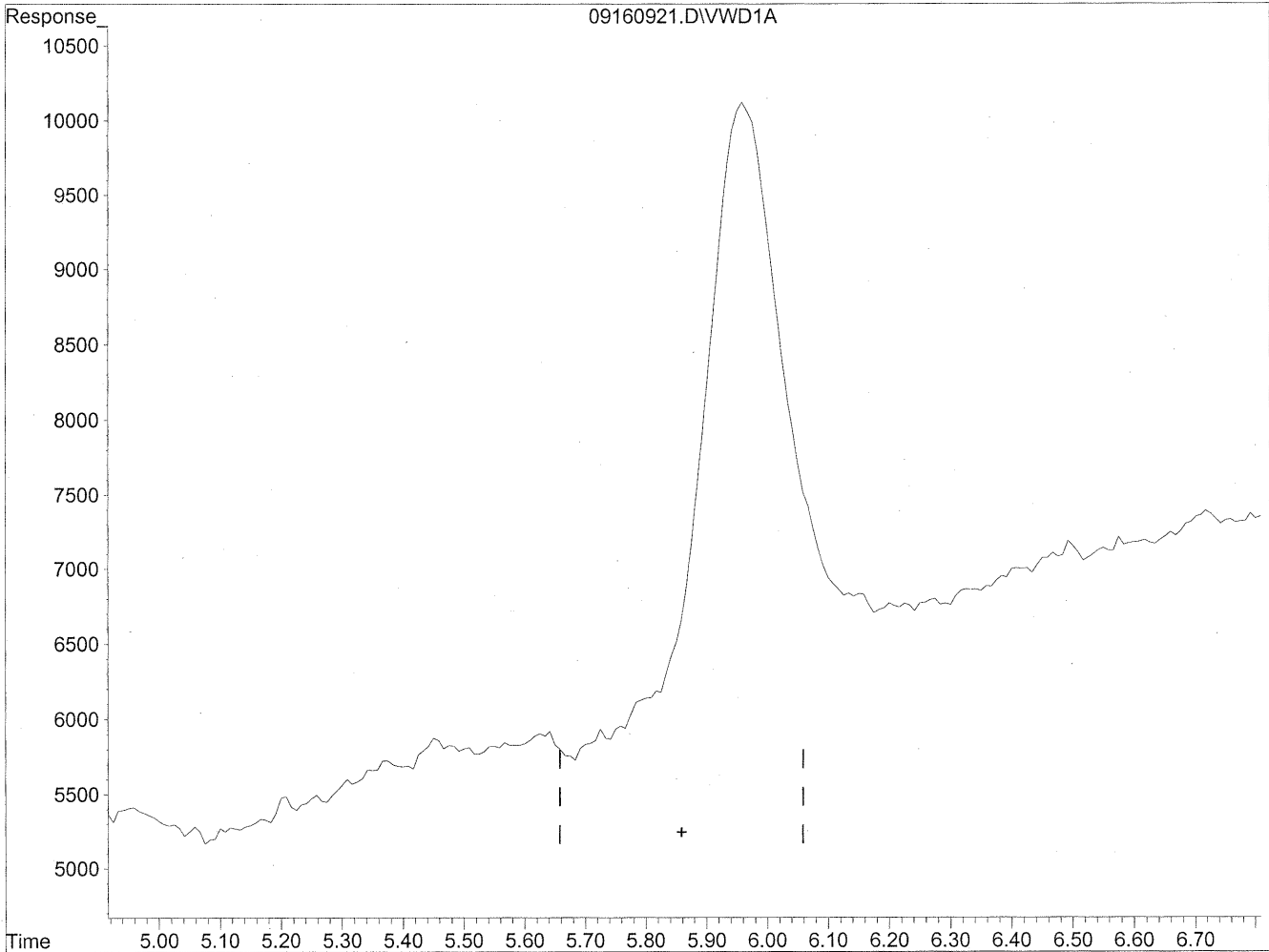


(6) Benzaldehyde
5.96min 122.945ng/ml
response 335440

Quantitation Report

Data File : J:\LC02\DATA\TO11A\2009_09\16\09160921.D Vial: 107
Acq On : 16-Sep-2009, 14:50 Operator: MD
Sample : P0903146-005 back 1.0ml Inst : VWD
Misc : Multiplr: 1.00
IntFile : events.e
Quant Time: Sep 21 16:12 19109 Quant Results File: TO110909.RES

Method : J:\LC02\METHODS\TO110909.M (Chemstation Integrator)
Title : LC-1050 TO-11A ICAL
Last Update : Mon Sep 21 12:16:55 2009
Response via : Multiple Level Calibration



(6) Benzaldehyde
0.00min 0.000ng/ml d
response 0

MO
9/22/09
MP

HC
9/22/09

COLUMBIA ANALYTICAL SERVICES, INC.

RESULTS OF ANALYSIS

Page 1 of 1

Client: Environmental Health & Engineering, Inc.

Client Sample ID: 102824

Client Project ID: 16512

CAS Project ID: P0903146

CAS Sample ID: P0903146-006

Test Code: EPA Method TO-11A

Instrument ID: HP1050/LC2

Analyst: Madeleine Dangazyan

Sampling Media: Silica Gel DNPH Tube

Test Notes: BC

Date Collected: 9/2/09

Date Received: 9/4/09

Date Analyzed: 9/16/09

Desorption Volume: 1.0 ml

Volume Sampled: NA Liter(s)

CAS #	Compound	Result ng/Sample	Result µg/m ³	MRL µg/m ³	Result ppbV	MRL ppbV	Data Qualifier
50-00-0	Formaldehyde	< 100	NA	NA	NA	NA	
75-07-0	Acetaldehyde	< 100	NA	NA	NA	NA	
123-38-6	Propionaldehyde	< 100	NA	NA	NA	NA	
4170-30-3	Crotonaldehyde, Total	< 100	NA	NA	NA	NA	
123-72-8	Butyraldehyde	< 100	NA	NA	NA	NA	
100-52-7	Benzaldehyde	< 100	NA	NA	NA	NA	
590-86-3	Isovaleraldehyde	< 100	NA	NA	NA	NA	
110-62-3	Valeraldehyde	< 100	NA	NA	NA	NA	
529-20-4	o-Tolualdehyde	< 100	NA	NA	NA	NA	
620-23-5							
104-87-0	m,p-Tolualdehyde	< 200	NA	NA	NA	NA	
66-25-1	n-Hexaldehyde	< 100	NA	NA	NA	NA	
5779-94-2	2,5-Dimethylbenzaldehyde	< 100	NA	NA	NA	NA	

ND = Compound was analyzed for, but not detected above the laboratory reporting limit.

MRL = Method Reporting Limit - The minimum quantity of a target analyte that can be confidently determined by the referenced method.

BC = Results reported are not blank corrected.

NA = Not applicable.

Verified By: Re

Date: 9/23/09

TO-11A.XLS - Page No.:

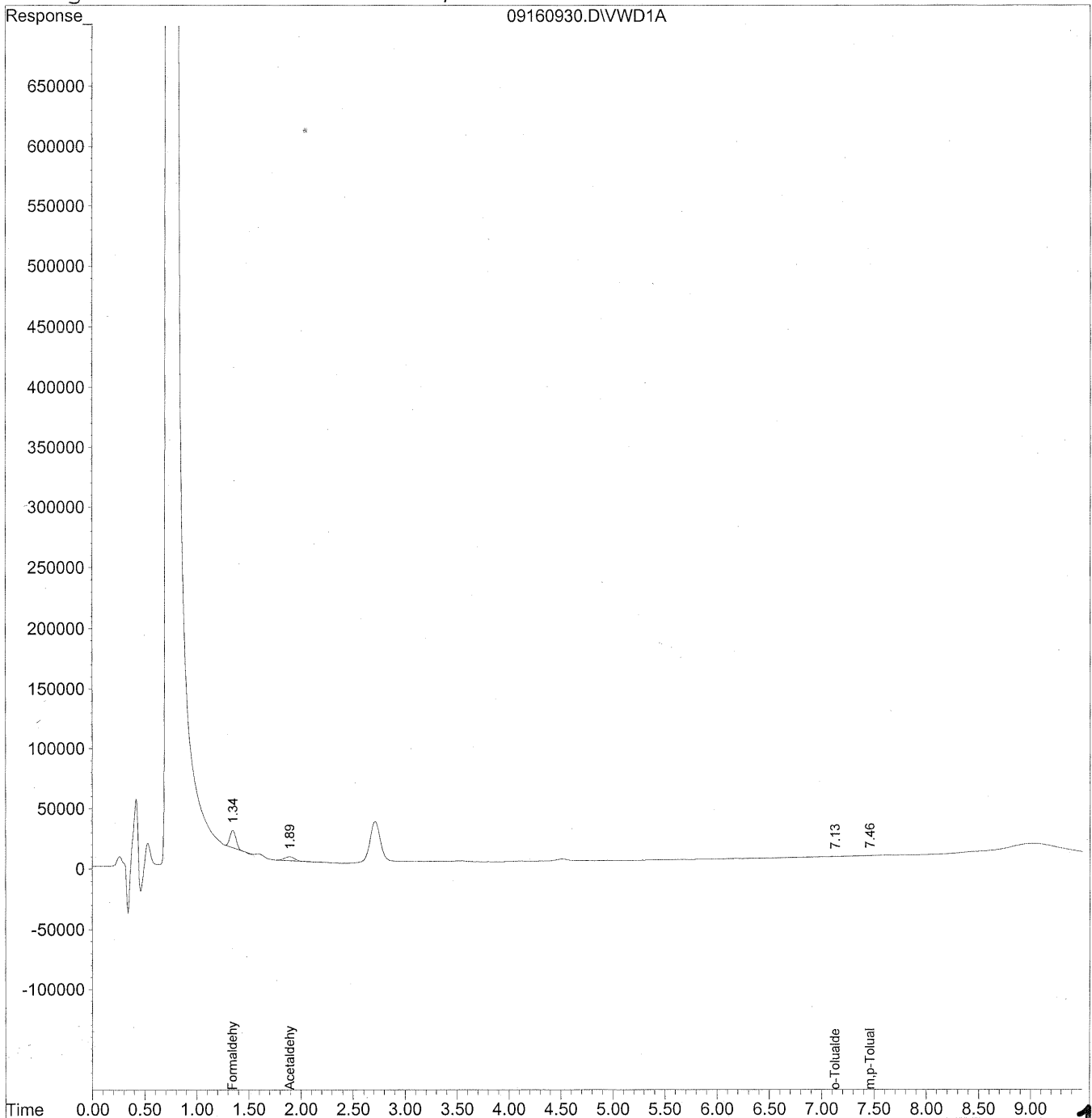
119

Quantitation Report

Data File : J:\LC02\DATA\TO11A\2009_09\16\09160930.D Vial: 114
Acq On : 16-Sep-2009, 16:37 Operator: MD
Sample : P0903146-006 front 1.0ml Inst : VWD
Misc : Multiplr: 1.00
IntFile : events.e
Quant Time: Sep 21 16:26 19109 Quant Results File: TO110909.RES

Quant Method : J:\LC02\METHODS\TO110909.M (Chemstation Integrator)
Title : LC-1050 TO-11A ICAL
Last Update : Mon Sep 21 12:16:55 2009
Response via : Multiple Level Calibration
DataAcq Meth : TO-11A.M

Volume Inj. : 3uL
Signal Phase : Supelcosil LC-18
Signal Info : 3.3cm x 3mm, 3um



Data File : J:\LC02\DATA\TO11A\2009_09\16\09160930.D Vial: 114
 Acq On : 16-Sep-2009, 16:37 Operator: MD
 Sample : P0903146-006 front 1.0ml Inst : VWD
 Misc : Multiplr: 1.00
 IntFile : events.e
 Quant Time: Sep 21 16:26 19109 Quant Results File: TO110909.RES

Quant Method : J:\LC02\METHODS\TO110909.M (Chemstation Integrator)
 Title : LC-1050 TO-11A ICAL
 Last Update : Mon Sep 21 12:16:55 2009
 Response via : Initial Calibration
 DataAcq Meth : TO-11A.M

Volume Inj. : 3uL
 Signal Phase : Supelcosil LC-18
 Signal Info : 3.3cm x 3mm, 3um

Compound	R.T.	Response	Conc Units

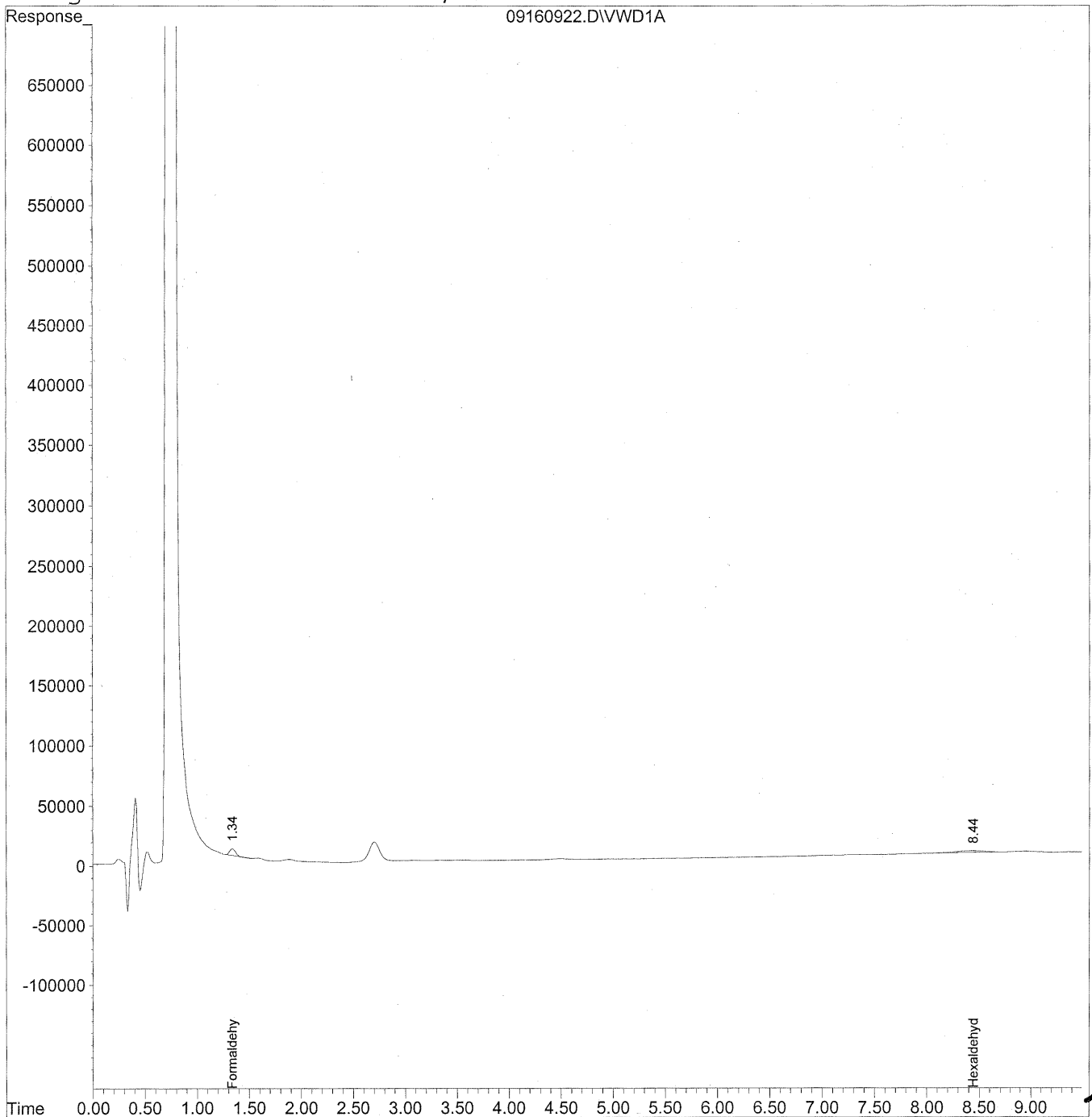
Target Compounds			
1) Formaldehyde	1.35	559374	62.602 ng/ml
2) Acetaldehyde	1.89	196703	30.258 ng/ml
3) Propionaldehyde	0.00	0	N.D. ng/ml
4) Crotonaldehyde	0.00	0	N.D. ng/ml
5) Butyraldehyde	0.00	0	N.D. ng/ml
6) Benzaldehyde	0.00	0	N.D. ng/ml
7) Isovaleraldehyde	0.00	0	N.D. ng/ml
8) Valeraldehyde	0.00	0	N.D. ng/ml
9) o-Tolualdehyde	7.13	5185	2.363 ng/ml
10) m,p-Tolualdehyde	7.46	14821	6.453 ng/ml
11) Hexaldehyde	0.00	0	N.D. ng/ml
12) 2,5-Dimethylbenzaldehyde	0.00	0	N.D. ng/ml

Quantitation Report

Data File : J:\LC02\DATA\TO11A\2009_09\16\09160922.D Vial: 108
Acq On : 16-Sep-2009, 15:02 Operator: MD
Sample : P0903146-006 back 1.0ml Inst : VWD
Misc : Multiplr: 1.00
IntFile : events.e
Quant Time: Sep 21 16:13 19109 Quant Results File: TO110909.RES

Quant Method : J:\LC02\METHODS\TO110909.M (Chemstation Integrator)
Title : LC-1050 TO-11A ICAL
Last Update : Mon Sep 21 12:16:55 2009
Response via : Multiple Level Calibration
DataAcq Meth : TO-11A.M

Volume Inj. : 3uL
Signal Phase : Supelcosil LC-18
Signal Info : 3.3cm x 3mm, 3um



Data File : J:\LC02\DATA\TO11A\2009_09\16\09160922.D Vial: 108
 Acq On : 16-Sep-2009, 15:02 Operator: MD
 Sample : P0903146-006 back 1.0ml Inst : VWD
 Misc : Multiplr: 1.00
 IntFile : events.e
 Quant Time: Sep 21 16:13 19109 Quant Results File: TO110909.RES

Quant Method : J:\LC02\METHODS\TO110909.M (Chemstation Integrator)
 Title : LC-1050 TO-11A ICAL
 Last Update : Mon Sep 21 12:16:55 2009
 Response via : Initial Calibration
 DataAcq Meth : TO-11A.M

Volume Inj. : 3uL
 Signal Phase : Supelcosil LC-18
 Signal Info : 3.3cm x 3mm, 3um

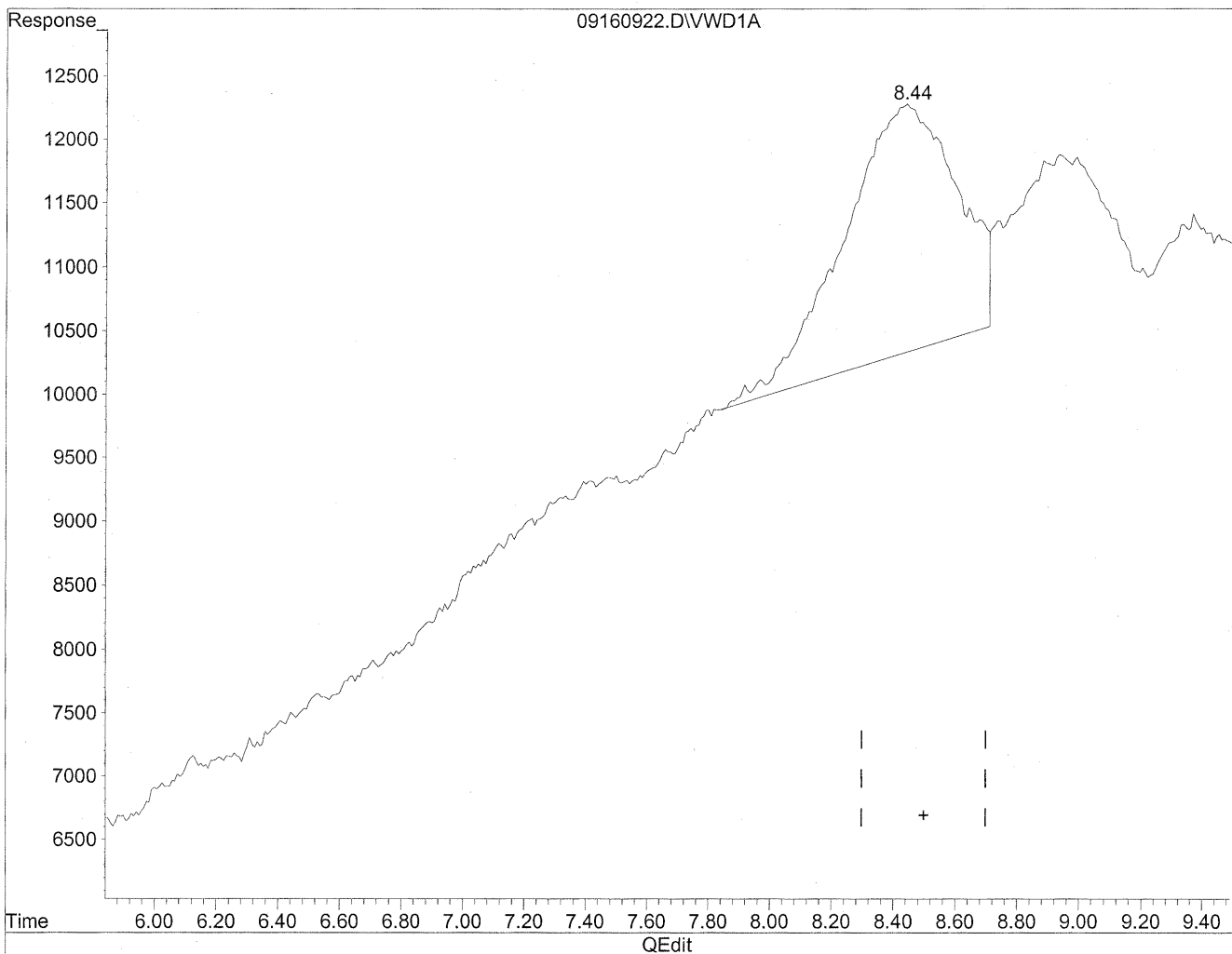
Compound	R.T.	Response	Conc	Units

Target Compounds				
1) Formaldehyde	1.34	216980	24.283	ng/ml
2) Acetaldehyde	0.00	0	N.D.	ng/ml
3) Propionaldehyde	0.00	0	N.D.	ng/ml
4) Crotonaldehyde	0.00	0	N.D.	ng/ml
5) Butyraldehyde	0.00	0	N.D.	ng/ml
6) Benzaldehyde	0.00	0	N.D.	ng/ml
7) Isovaleraldehyde	0.00	0	N.D.	ng/ml
8) Valeraldehyde	0.00	0	N.D.	ng/ml
9) o-Tolualdehyde	0.00	0	N.D.	ng/ml
10) m,p-Tolualdehyde	0.00	0	N.D.	ng/ml
11) Hexaldehyde	8.44	274883	92.843	ng/mlm
12) 2,5-Dimethylbenzaldehyde	0.00	0	N.D.	ng/ml

Quantitation Report

Data File : J:\LC02\DATA\TO11A\2009_09\16\09160922.D Vial: 108
Acq On : 16-Sep-2009, 15:02 Operator: MD
Sample : P0903146-006 back 1.0ml Inst : VWD
Misc : Multiplr: 1.00
IntFile : events.e
Quant Time: Sep 21 16:12 19109 Quant Results File: TO110909.RES

Method : J:\LC02\METHODS\TO110909.M (Chemstation Integrator)
Title : LC-1050 TO-11A ICAL
Last Update : Mon Sep 21 12:16:55 2009
Response via : Multiple Level Calibration

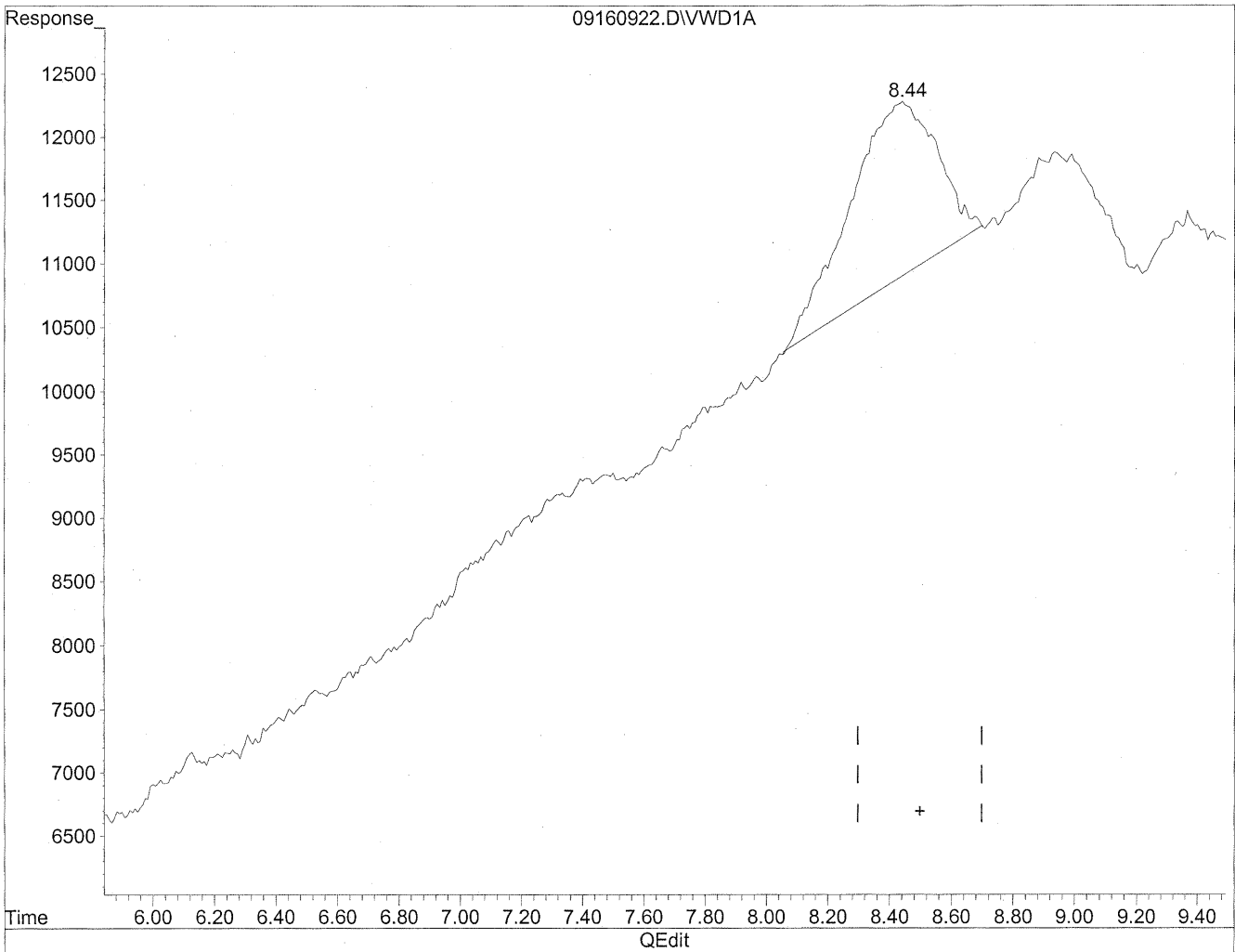


(11) Hexaldehyde
8.44min 165.298ng/ml
response 489402

Quantitation Report

Data File : J:\LC02\DATA\TO11A\2009_09\16\09160922.D Vial: 108
Acq On : 16-Sep-2009, 15:02 Operator: MD
Sample : P0903146-006 back 1.0ml Inst : VWD
Misc : Multiplr: 1.00
IntFile : events.e
Quant Time: Sep 21 16:12 19109 Quant Results File: TO110909.RES

Method : J:\LC02\METHODS\TO110909.M (Chemstation Integrator)
Title : LC-1050 TO-11A ICAL
Last Update : Mon Sep 21 12:16:55 2009
Response via : Multiple Level Calibration



(11) Hexaldehyde
8.44min 92.843ng/ml m
response 274883

Handwritten notes:
+16
9/22/09
MD
9/22/09
12

COLUMBIA ANALYTICAL SERVICES, INC.

RESULTS OF ANALYSIS

Page 1 of 1

Client: Environmental Health & Engineering, Inc.

Client Sample ID: Method Blank

Client Project ID: 16512

CAS Project ID: P0903146

CAS Sample ID: P090916-MB

Test Code: EPA Method TO-11A

Instrument ID: HP1050/LC2

Analyst: Madeleine Dangazyan

Sampling Media: Silica Gel DNPH Tube

Test Notes: BC

Date Collected: NA

Date Received: NA

Date Analyzed: 09/16/09

Desorption Volume: 1.0 ml

Volume Sampled: NA Liter(s)

CAS #	Compound	Result ng/Sample	Result µg/m ³	MRL µg/m ³	Result ppbV	MRL ppbV	Data Qualifier
50-00-0	Formaldehyde	< 100	NA	NA	NA	NA	
75-07-0	Acetaldehyde	< 100	NA	NA	NA	NA	
123-38-6	Propionaldehyde	< 100	NA	NA	NA	NA	
4170-30-3	Crotonaldehyde, Total	< 100	NA	NA	NA	NA	
123-72-8	Butyraldehyde	< 100	NA	NA	NA	NA	
100-52-7	Benzaldehyde	< 100	NA	NA	NA	NA	
590-86-3	Isovaleraldehyde	< 100	NA	NA	NA	NA	
110-62-3	Valeraldehyde	< 100	NA	NA	NA	NA	
529-20-4	o-Tolualdehyde	< 100	NA	NA	NA	NA	
620-23-5							
104-87-0	m,p-Tolualdehyde	< 200	NA	NA	NA	NA	
66-25-1	n-Hexaldehyde	< 100	NA	NA	NA	NA	
5779-94-2	2,5-Dimethylbenzaldehyde	< 100	NA	NA	NA	NA	

ND = Compound was analyzed for, but not detected above the laboratory reporting limit.

MRL = Method Reporting Limit - The minimum quantity of a target analyte that can be confidently determined by the referenced method.

BC = Results reported are not blank corrected.

NA = Not applicable.

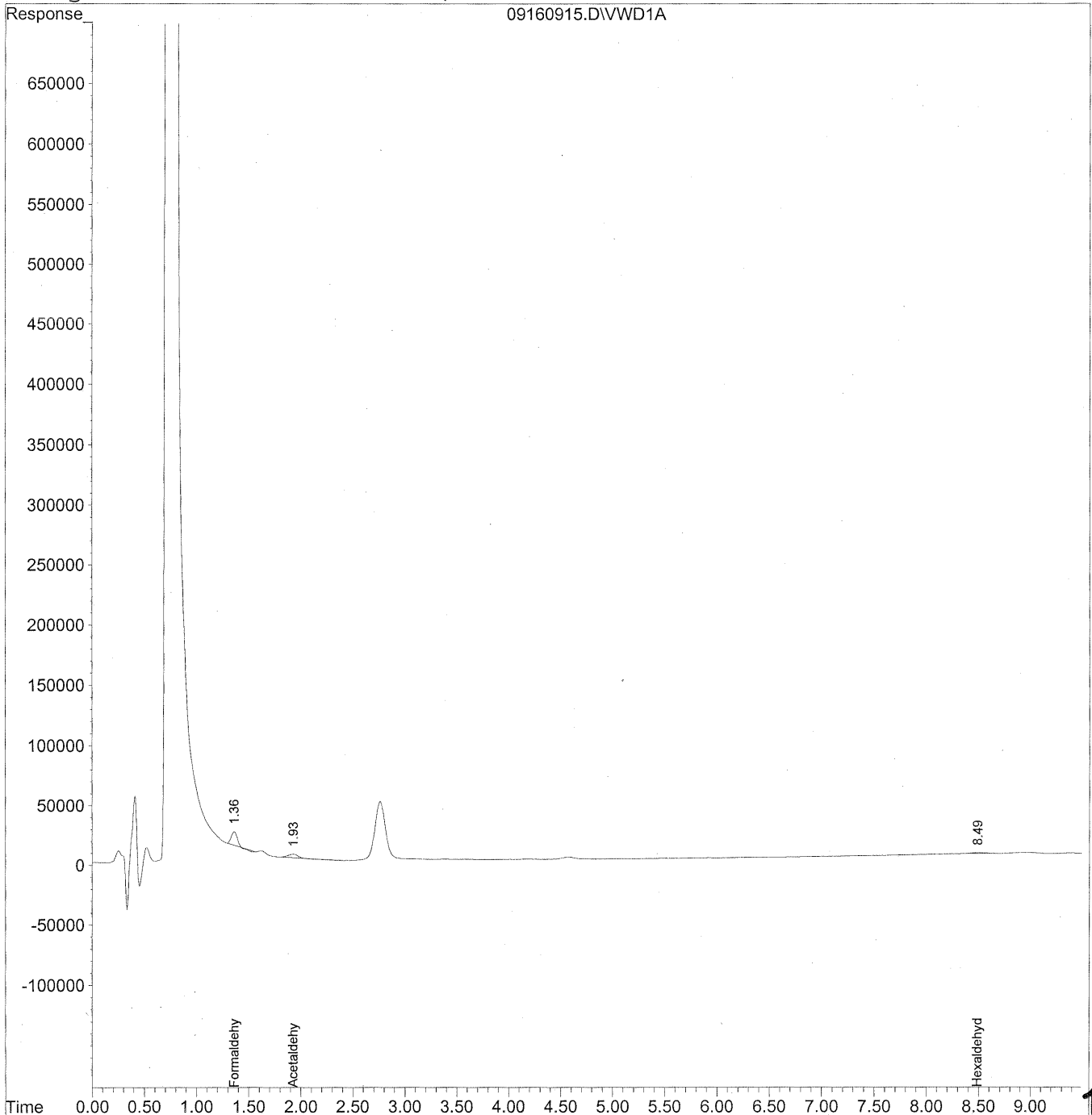
Verified By: Re Date: 9/23/09 **126**

Quantitation Report

Data File : J:\LC02\DATA\TO11A\2009_09\16\09160915.D Vial: 101
Acq On : 16-Sep-2009, 13:37 Operator: MD
Sample : MB-1 front 1.0ml lot 5855/5994 Inst : VWD
Misc : 9/15 Multiplr: 1.00
IntFile : events.e
Quant Time: Sep 21 16:05 19109 Quant Results File: TO110909.RES

Quant Method : J:\LC02\METHODS\TO110909.M (Chemstation Integrator)
Title : LC-1050 TO-11A ICAL
Last Update : Mon Sep 21 12:16:55 2009
Response via : Multiple Level Calibration
DataAcq Meth : TO-11A.M

Volume Inj. : 3uL
Signal Phase : Supelcosil LC-18
Signal Info : 3.3cm x 3mm, 3um



Data File : J:\LC02\DATA\TO11A\2009_09\16\09160915.D Vial: 101
 Acq On : 16-Sep-2009, 13:37 Operator: MD
 Sample : MB-1 front 1.0ml lot 5855/5994 Inst : VWD
 Misc : 9/15 Multiplr: 1.00
 IntFile : events.e
 Quant Time: Sep 21 16:05 19109 Quant Results File: TO110909.RES

Quant Method : J:\LC02\METHODS\TO110909.M (Chemstation Integrator)
 Title : LC-1050 TO-11A ICAL
 Last Update : Mon Sep 21 12:16:55 2009
 Response via : Initial Calibration
 DataAcq Meth : TO-11A.M

Volume Inj. : 3uL
 Signal Phase : Supelcosil LC-18
 Signal Info : 3.3cm x 3mm, 3um

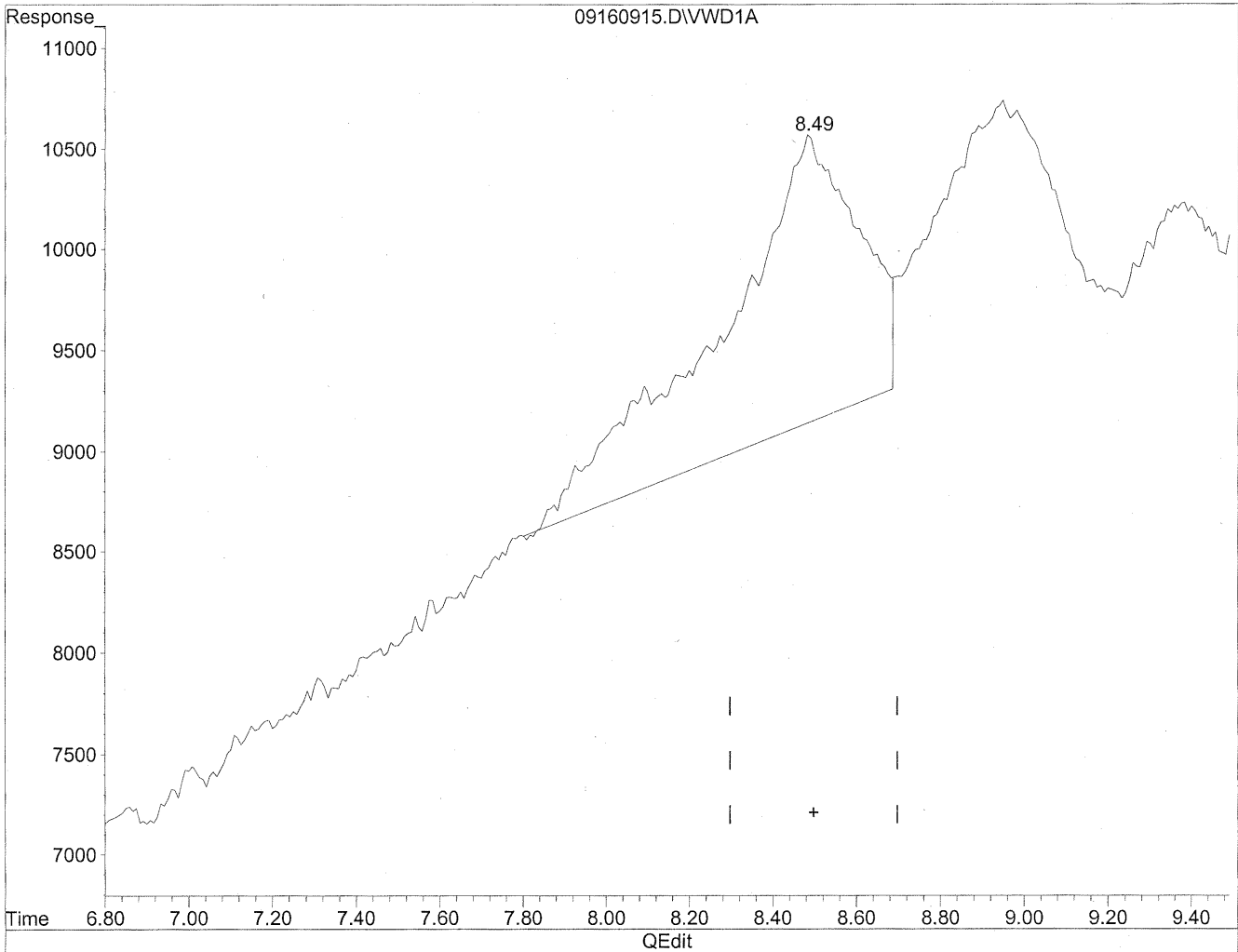
Compound	R.T.	Response	Conc Units

Target Compounds			
1) Formaldehyde	1.36	429707	48.090 ng/ml
2) Acetaldehyde	1.93	162241	24.957 ng/ml
3) Propionaldehyde	0.00	0	N.D. ng/ml
4) Crotonaldehyde	0.00	0	N.D. ng/ml
5) Butyraldehyde	0.00	0	N.D. ng/ml
6) Benzaldehyde	0.00	0	N.D. ng/ml
7) Isovaleraldehyde	0.00	0	N.D. ng/ml
8) Valeraldehyde	0.00	0	N.D. ng/ml
9) o-Tolualdehyde	0.00	0	N.D. ng/ml
10) m,p-Tolualdehyde	0.00	0	N.D. ng/ml
11) Hexaldehyde	8.49	64931	21.931 ng/mlm
12) 2,5-Dimethylbenzaldehyde	0.00	0	N.D. ng/ml

Quantitation Report

Data File : J:\LC02\DATA\TO11A\2009_09\16\09160915.D Vial: 101
Acq On : 16-Sep-2009, 13:37 Operator: MD
Sample : MB-1 front 1.0ml lot 5855/5994 Inst : VWD
Misc : 9/15 Multiplr: 1.00
IntFile : events.e
Quant Time: Sep 21 16:05 19109 Quant Results File: TO110909.RES

Method : J:\LC02\METHODS\TO110909.M (Chemstation Integrator)
Title : LC-1050 TO-11A ICAL
Last Update : Mon Sep 21 12:16:55 2009
Response via : Multiple Level Calibration

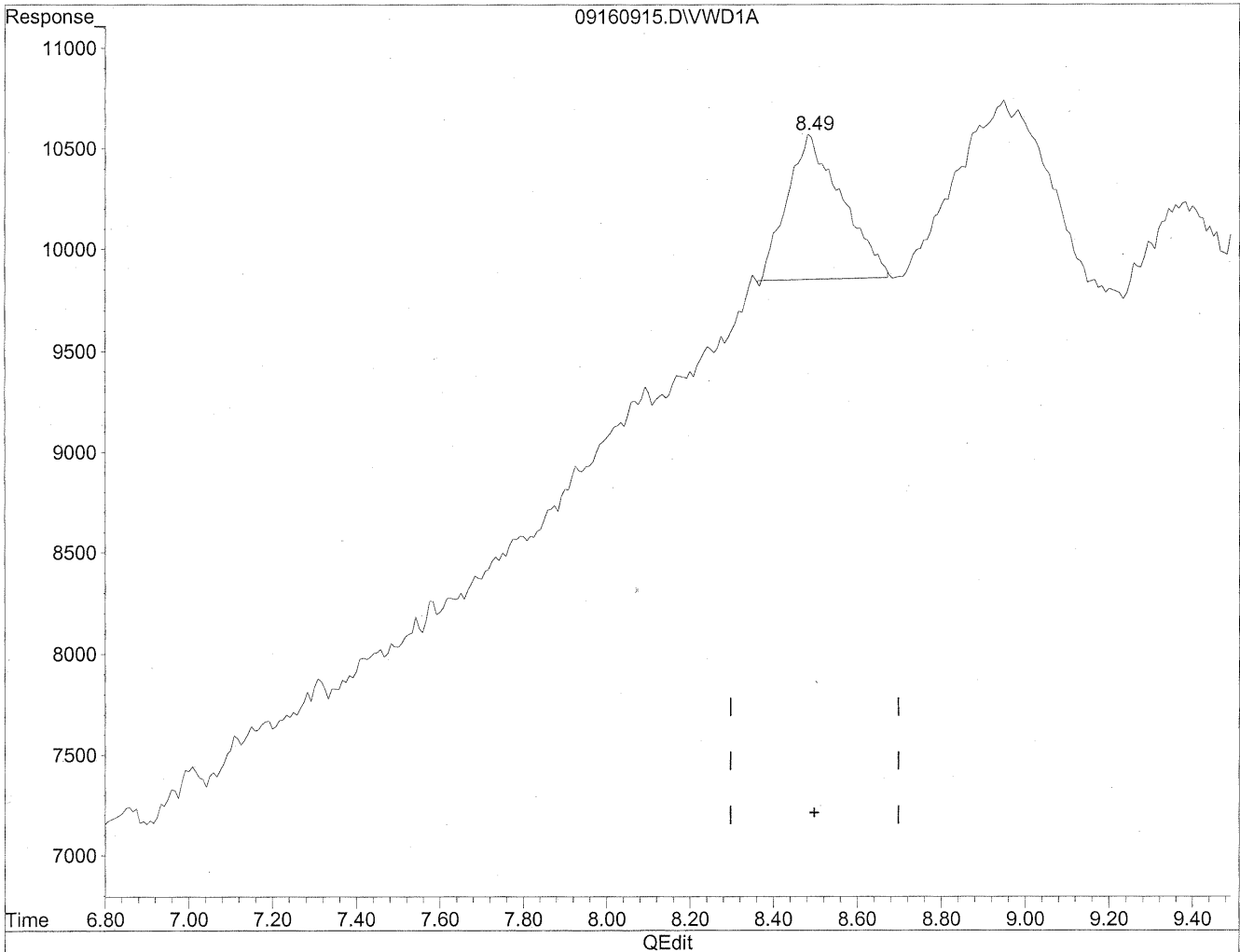


(11) Hexaldehyde
8.49min 109.220ng/ml
response 323369

Quantitation Report

Data File : J:\LC02\DATA\TO11A\2009_09\16\09160915.D Vial: 101
Acq On : 16-Sep-2009, 13:37 Operator: MD
Sample : MB-1 front 1.0ml lot 5855/5994 Inst : VWD
Misc : 9/15 Multiplr: 1.00
IntFile : events.e
Quant Time: Sep 21 16:05 19109 Quant Results File: TO110909.RES

Method : J:\LC02\METHODS\TO110909.M (Chemstation Integrator)
Title : LC-1050 TO-11A ICAL
Last Update : Mon Sep 21 12:16:55 2009
Response via : Multiple Level Calibration



(11) Hexaldehyde
8.49min 21.931ng/ml m
response 64931


Handwritten notes:
OK
9/21/09
ic

Quantitation Report

Data File : J:\LC02\DATA\TO11A\2009_09\16\09160916.D Vial: 102
Acq On : 16-Sep-2009, 13:50 Operator: MD
Sample : MB-1 back 1.0ml lot 5855/5994 Inst : VWD
Misc : 9/15 Multiplr: 1.00
IntFile : events.e
Quant Time: Sep 21 16:05 19109 Quant Results File: TO110909.RES

Quant Method : J:\LC02\METHODS\TO110909.M (Chemstation Integrator)
Title : LC-1050 TO-11A ICAL
Last Update : Mon Sep 21 12:16:55 2009
Response via : Multiple Level Calibration
DataAcq Meth : TO-11A.M

Volume Inj. : 3uL
Signal Phase : Supelcosil LC-18
Signal Info : 3.3cm x 3mm, 3um



Data File : J:\LC02\DATA\TO11A\2009_09\16\09160916.D Vial: 102
 Acq On : 16-Sep-2009, 13:50 Operator: MD
 Sample : MB-1 back 1.0ml lot 5855/5994 Inst : VWD
 Misc : 9/15 Multiplr: 1.00
 IntFile : events.e
 Quant Time: Sep 21 16:05 19109 Quant Results File: TO110909.RES

Quant Method : J:\LC02\METHODS\TO110909.M (Chemstation Integrator)
 Title : LC-1050 TO-11A ICAL
 Last Update : Mon Sep 21 12:16:55 2009
 Response via : Initial Calibration
 DataAcq Meth : TO-11A.M

Volume Inj. : 3uL
 Signal Phase : Supelcosil LC-18
 Signal Info : 3.3cm x 3mm, 3um

Compound	R.T.	Response	Conc Units

Target Compounds			
1) Formaldehyde	1.36	178183	19.941 ng/ml
2) Acetaldehyde	0.00	0	N.D. ng/ml
3) Propionaldehyde	0.00	0	N.D. ng/ml
4) Crotonaldehyde	0.00	0	N.D. ng/ml
5) Butyraldehyde	0.00	0	N.D. ng/ml
6) Benzaldehyde	0.00	0	N.D. ng/ml
7) Isovaleraldehyde	0.00	0	N.D. ng/ml
8) Valeraldehyde	0.00	0	N.D. ng/ml
9) o-Tolualdehyde	0.00	0	N.D. ng/ml
10) m,p-Tolualdehyde	0.00	0	N.D. ng/ml
11) Hexaldehyde	8.37f	284258	96.010 ng/ml
12) 2,5-Dimethylbenzaldehyde	0.00	0	N.D. ng/ml

INITIAL CALIBRATION STANDARDS

Response Factor Report VWD

Method : J:\LC02\METHODS\TO110909.M (Chemstation Integrator)
 Title : LC-1050 TO-11A ICAL
 Last Update : Thu Sep 11 13:54:46 2008

Calibration Files

50 =09090910.D 100 =09090913.D 500 =09090916.D
 1500 =09090919.D 5000 =09090922.D 10 =09090925.D

	Compound	50	100	500	1500	5000	10	Avg		%RSD
1)	Formaldehyde	9.033	8.595	8.515	9.020	9.302	9.148	8.935	E3	3.50
2)	Acetaldehyde	6.537	6.232	6.129	6.593	6.799	6.715	6.501	E3	4.10
3)	Propionaldehyde	5.378	4.996	5.013	5.195	5.337	5.268	5.198	E3	3.13
4)	Crotonaldehyde	3.974	3.795	3.909	4.099	4.319	4.261	4.060	E3	5.04
5)	Butyraldehyde	4.071	3.828	3.819	4.080	4.290	4.229	4.053	E3	4.86
6)	Benzaldehyde	2.793	2.509	2.569	2.745	2.894	2.860	2.728	E3	5.74
7)	Isovaleraldehyde	3.594	3.260	3.257	3.437	3.577	3.525	3.442	E3	4.42
8)	Valeraldehyde	3.385	3.277	3.176	3.434	3.588	3.539	3.400	E3	4.58
9)	o-Tolualdehyde	2.114	1.981	2.037	2.249	2.401	2.386	2.195	E3	8.13
10)	m,p-Tolualdehyde	2.187	2.029	2.198	2.391	2.507	2.470	2.297	E3	8.18
11)	Hexaldehyde	2.976	2.854	2.845	2.973	3.086	3.031	2.961	E3	3.24
12)	2,5-Dimethylbenzald	1.800	1.761	1.922	2.067	2.228	2.194	1.995	E3	9.95

Calibration Status Report VWD

Method : J:\LC02\METHODS\TO110909.M (Chemstation Integrator)
 Title : LC-1050 TO-11A ICAL
 Last Update : Wed Sep 09 16:02:22 2009
 Response via : Initial Calibration

#	ID	Conc	ISTD Conc	Path\File
1	50	50.00	0.00	J:\LC02\DATA\TO11A\2009_09\09\09090910.D
2	100	100.00	0.00	J:\LC02\DATA\TO11A\2009_09\09\09090913.D
3	500	500.00	0.00	J:\LC02\DATA\TO11A\2009_09\09\09090916.D
4	1500	1500.00	0.00	J:\LC02\DATA\TO11A\2009_09\09\09090919.D
5	5000	5000.00	0.00	J:\LC02\DATA\TO11A\2009_09\09\09090922.D
6	10	10000.00	0.00	J:\LC02\DATA\TO11A\2009_09\09\09090924.D

#	ID	Update Time	Quant Time	Acquisition Time
1	50	Sep 10 08:49 2009	Sep 10 08:49 19109	09-Sep-2009, 15:43
2	100	Sep 10 09:03 2009	Sep 10 09:02 19109	09-Sep-2009, 16:17
3	500	Sep 10 08:54 2009	Sep 10 08:54 19109	09-Sep-2009, 16:51
4	1500	Sep 10 08:56 2009	Sep 10 08:56 19109	09-Sep-2009, 17:26
5	5000	Sep 10 08:58 2009	Sep 10 08:58 19109	09-Sep-2009, 18:00
6	10	Sep 10 08:59 2009	Sep 10 08:59 19109	09-Sep-2009, 18:23

TO110909.M

Thu Sep 10 10:45:40 2009

Edit Integration Events [X]

POSSIBLE EVENTS: []

EVENT:	VALUE	TIME:
Initial Area Reject	5000	Initial
Initial Area Reject	5000	Initial ▲
Initial Peak Width	0.010	Initial
Shoulder Detection	OFF	Initial
Initial Threshold	12.0	Initial
Integrator OFF		0.001
Integrator ON		0.950 ▼

Edit Integration Events [X]

POSSIBLE EVENTS: []

EVENT:	VALUE	TIME:
Initial Area Reject	5000	Initial
Initial Peak Width	0.010	Initial ▲
Shoulder Detection	OFF	Initial
Initial Threshold	12.0	Initial
Integrator OFF		0.001
Integrator ON		0.950
Baseline Now		7.800 ▼

TO-11A Aldehyde-DNPH Stock Solution Standard S21-06300801

Source: AccuStandard Inc.
 Catalog No: M-8315-R2-DNPH
 Lot: B8060121
 Solvent: ACN
 Expiration Date: 06/12/11

	MW	Aldehyde-DNPH MW*	Manufacturer Prepared Concentration as Aldehyde-DNPH (ug/mL)	Calculated Concentration as Aldehyde (ug/mL)	ICV S21-07270907 (nominal ng/mL)	ICV S21-07270907 (Actual, ng/mL)	% Diff
Formaldehyde	30.03	210.03	100	14.30	1430	1453.52	1.64%
Acetaldehyde	44.05	224.05	100.2	19.70	1970	2007.42	1.90%
Acetone	58.08	238.08	100.2	24.44	2444	not reported	
Acrolein	56.06	236.06	103.1	24.48	2448	not reported	
Propionaldehyde	58.08	238.08	100.2	24.44	2444	2388.13	2.29%
Crotonaldehyde	70.09	250.09	100.2	28.08	2808	2879.18	2.53%
Butyraldehyde	72.11	252.11	100	28.60	2860	2877.59	0.61%
Benzaldehyde	106.12	286.12	100	37.09	3709	3693.25	0.42%
Isovaleraldehyde	86.13	266.13	100.2	32.43	3243	3227.07	0.49%
Valeraldehyde	86.13	266.13	100.1	32.40	3240	3280.39	1.25%
o-Tolualdehyde	120.15	300.15	100.1	40.07	4007	4053.17	1.15%
m,p-Tolualdehyde	120.15	300.15	100.3	80.30	8030	8394.52	4.54%
Hexaldehyde	100.16	280.16	100.3	35.86	3586	3443.52	3.97%
2,5-Dimethylbenzaldehyde	134.18	314.18	100.3	42.84	4284	4423.49	3.26%

(* MW of DNPH is 198g/mol. The result of a nucleophilic reaction of aldehyde & DNPH is a hydrazone derivative with the loss of H2O, 18g/mol)

COLUMBIA ANALYTICAL SERVICES, INC.

Method: TO-11A
Analyst: MD

Printed: 09/10/09

Instrument: LC#02

Date Analysis: 09/09/09

Detector: UV-VIS 360

Sample Amount: 3ul

CALIBRATION RESPONSE FACTOR SUMMARY

Calibration Level	Form-Aldehyde	Acet-Aldehyde	Propion-Aldehyde	Croton-Aldehyde	Butyr-Aldehyde	Benz-Aldehyde
	% rpd	% rpd	% rpd	% rpd	% rpd	% rpd
50ng/ml TO-11A S2	443088	311721	257497	205520	199284	136041
50ng/ml TO-11A S2	447251	327663	268082	200887	217482	140658
50ng/ml TO-11A S2	464552	341116	281140	189710	193856	142307
100ng/ml TO-11A S	857936	602866	495705	389577	390139	249897
100ng/ml TO-11A S	856527	664731	489979	375407	399611	241433
100ng/ml TO-11A S	864000	602096	512978	373596	358623	261486
500ng/ml TO-11A S	4290125	3109621	2494796	1900371	1886701	1323186
500ng/ml TO-11A S	4242920	2996333	2520033	1968873	1894865	1238947
500ng/ml TO-11A S	4239441	3088021	2504937	1993623	1946571	1291253
1500ng/ml TO-11A	13461963	9836721	7740242	6180043	6161274	4059200
1500ng/ml TO-11A	13578339	9942887	7876607	6053894	6038847	4163474
1500ng/ml TO-11A	13548320	9888425	7759817	6211709	6160753	4131112
5000ng/ml TO-11A	46422998	33949113	26460164	21469148	21371531	14455457
5000ng/ml TO-11A	46464064	33977292	26758092	21604348	21444271	14435192
5000ng/ml TO-11A	46648983	34054104	26843474	21717189	21538832	14515721
10000ng/ml TO-11A	91542792	67198566	52731710	42623472	42304249	28602353
10000ng/ml TO-11A	91301664	67004053	52551284	42531897	42207282	28552063
10000ng/ml TO-11A	91595894	67244158	52752024	42676337	42347195	28631645

COLUMBIA ANALYTICAL SERVICES, INC.

Method: TO-11A
 Analyst:
 Printed : 09/10/09
 Instrument : LC#02
 Date Analysis : 09/09/09
 Detector : UV-VIS 360
 Sample Amount : 3ul

CALIBRATION RESPONSE FACTOR SUMMARY

Calibration Level	Isovaler- Aldehyde	Valer- Aldehyde	o-Tolu- Aldehyde	m,p-Tolu- Aldehyde	Hex- Aldehyde	2,5-Dimethyl benz- Aldehyde	% rpd
50ng/ml TO-11A S2	186226	166401	109996	216426	145487	84766	5.84%
50ng/ml TO-11A S2	175760	171974	93386	227448	145697	96663	7.37%
50ng/ml TO-11A S2	177082	169317	113786	212270	15285	88645	1.53%
100ng/ml TO-11A S	323665	320426	207105	397976	282439	170783	3.03%
100ng/ml TO-11A S	313564	335005	188768	416110	285615	182724	3.75%
100ng/ml TO-11A S	340775	327561	198353	403186	288074	174836	0.73%
500ng/ml TO-11A S	1631123	1598180	1023918	2205841	1425262	964881	0.39%
500ng/ml TO-11A S	1614213	1593172	1018615	2181093	1423115	956005	0.53%
500ng/ml TO-11A S	1639714	1572954	1012283	2206747	1418487	962409	0.14%
1500ng/ml TO-11A	5115478	5104937	3347391	7133126	4465907	3088612	0.37%
1500ng/ml TO-11A	5182178	5176264	3396097	7179077	4448983	3056583	1.41%
1500ng/ml TO-11A	5170579	5170597	3376687	7206393	4462344	3155386	1.78%
5000ng/ml TO-11A	17854488	17905508	11990582	25039167	15466841	11107870	0.29%
5000ng/ml TO-11A	17875029	17921465	11986554	25032033	15380456	11113181	0.24%
5000ng/ml TO-11A	17932725	17988106	12035186	25134428	15437631	11198210	0.52%
10000ng/ml TO-11A	35277028	35412579	23892692	49431359	30345892	21989696	0.21%
10000ng/ml TO-11A	35194712	35338059	23813504	49315533	30246038	21823086	0.55%
10000ng/ml TO-11A	35288997	35418570	23869930	49446486	30343150	22018475	0.34%

AVERAGE RESPONSE FACTOR

	Form- Aldehyde	Acet- Aldehyde	Propion- Aldehyde	Croton- Aldehyde	Butyr- Aldehyde	Benz- Aldehyde
50ng/ml TO-11A S:	451630	326833	268906	198706	203541	139669
100ng/ml TO-11A:	859488	623231	499554	379527	382791	250939
500ng/ml TO-11A:	4257495	3064658	2506589	1954289	1909379	1284462
1500ng/ml TO-11A:	13529541	9889344	7792222	6148549	6120291	4117929
5000ng/ml TO-11A:	46512015	33993503	26687243	21506895	21451545	14468790
10000ng/ml TO-11:	91480117	67148926	52678339	42610569	42286242	28595354

AVERAGE RESPONSE FACTOR

	Isovaler- Aldehyde	Valer- Aldehyde	o-Tolu- Aldehyde	m,p-Tolu- Aldehyde	Hex- Aldehyde	2,5-Dimethyl benz- Aldehyde
50ng/ml TO-11A S:	179689	169231	105723	218715	148823	90025
100ng/ml TO-11A S:	326001	327664	198075	405757	285376	176114
500ng/ml TO-11A S:	1628350	1588102	1018272	2197894	1422288	961098
1500ng/ml TO-11A S:	5156078	5150599	3373392	7172865	4459078	3100194
5000ng/ml TO-11A S:	17887414	17938360	12004107	25068543	15428309	11139754
10000ng/ml TO-11A S:	35253579	35389736	23858709	49397793	30311693	21943752

COMPOUND	50	100	500	1500	5000	10000	AVERAGE	SD	%RSD
Formaldehyde	9.033E+03	8.595E+03	8.515E+03	9.020E+03	9.302E+03	9.148E+03	8.935E+03	3.13E+02	3.50%
Acetaldehyde	6.537E+03	6.232E+03	6.129E+03	6.593E+03	6.799E+03	6.715E+03	6.501E+03	2.66E+02	4.10%
Propionaldehyde	5.378E+03	4.996E+03	5.013E+03	5.195E+03	5.337E+03	5.268E+03	5.198E+03	1.62E+02	3.13%
Crotonaldehyde	3.974E+03	3.795E+03	3.909E+03	4.099E+03	4.319E+03	4.261E+03	4.060E+03	2.05E+02	5.04%
Butyraldehyde	4.071E+03	3.828E+03	3.819E+03	4.080E+03	4.290E+03	4.229E+03	4.053E+03	1.97E+02	4.86%
Benzaldehyde	2.793E+03	2.509E+03	2.569E+03	2.745E+03	2.894E+03	2.860E+03	2.728E+03	1.56E+02	5.74%
Isovaleraldehyde	3.594E+03	3.260E+03	3.257E+03	3.437E+03	3.577E+03	3.525E+03	3.442E+03	1.52E+02	4.42%
Valeraldehyde	3.385E+03	3.277E+03	3.176E+03	3.434E+03	3.588E+03	3.539E+03	3.400E+03	1.56E+02	4.58%
o-Tolualdehyde	2.114E+03	1.981E+03	2.037E+03	2.249E+03	2.401E+03	2.386E+03	2.195E+03	1.78E+02	8.13%
m,p-Tolualdehyde	2.187E+03	2.029E+03	2.198E+03	2.391E+03	2.507E+03	2.470E+03	2.297E+03	1.88E+02	8.18%
Hexaldehyde	2.976E+03	2.854E+03	2.845E+03	2.973E+03	3.086E+03	3.031E+03	2.961E+03	9.58E+01	3.24%
2,5-Dimethylbenzaldehyde	1.800E+03	1.761E+03	1.922E+03	2.067E+03	2.228E+03	2.194E+03	1.995E+03	1.98E+02	9.95%

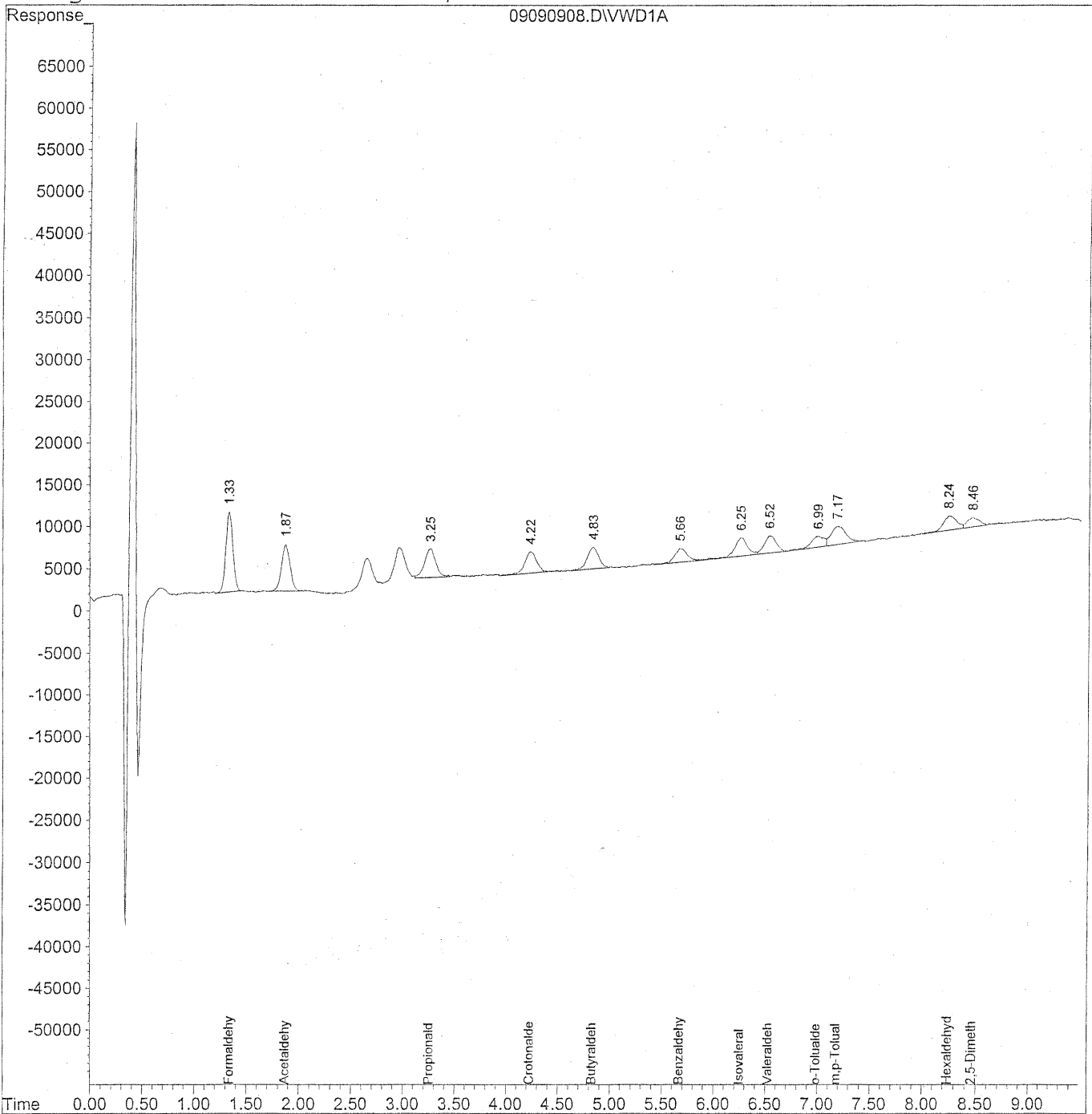
TO-11A CALIBRATION STANDARDS LIST						
50ng/ml TO-11A S21-09080905						
100ng/ml TO-11A S21-09080904						
500ng/ml TO-11A S21-09080903						
1500ng/ml TO-11A S21-09090903						
5000ng/ml TO-11A S21-09080902						
10000ng/ml TO-11A S21-09080901						

Quantitation Report

Data File : J:\LC02\DATA\TO11A\2009_09\09\09090908.D Vial: 9
Acq On : 09-Sep-2009, 15:20 Operator: MD
Sample : 50ng/ml TO-11A S21-09080905 Inst : VWD
Misc : Multiplr: 1.00
IntFile : events.e
Quant Time: Sep 10 8:46 19109 Quant Results File: TO110909.RES

Quant Method : J:\LC02\METHODS\TO110909.M (Chemstation Integrator)
Title : LC-1050 TO-11A ICAL
Last Update : Wed Sep 09 16:02:22 2009
Response via : Multiple Level Calibration
DataAcq Meth : TO-11A.M

Volume Inj. : 3uL
Signal Phase : Supelcosil LC-18
Signal Info : 3.3cm x 3mm, 3um



Quantitation Report (QT Reviewed)

Data File : J:\LC02\DATA\TO11A\2009_09\09\09090908.D Vial: 9
 Acq On : 09-Sep-2009, 15:20 Operator: MD
 Sample : 50ng/ml TO-11A S21-09080905 Inst : VWD
 Misc : Multiplr: 1.00
 IntFile : events.e
 Quant Time: Sep 10 8:46 19109 Quant Results File: TO110909.RES

Quant Method : J:\LC02\METHODS\TO110909.M (Chemstation Integrator)
 Title : LC-1050 TO-11A ICAL
 Last Update : Wed Sep 09 16:02:22 2009
 Response via : Initial Calibration
 DataAcq Meth : TO-11A.M

Volume Inj. : 3uL
 Signal Phase : Supelcosil LC-18
 Signal Info : 3.3cm x 3mm, 3um

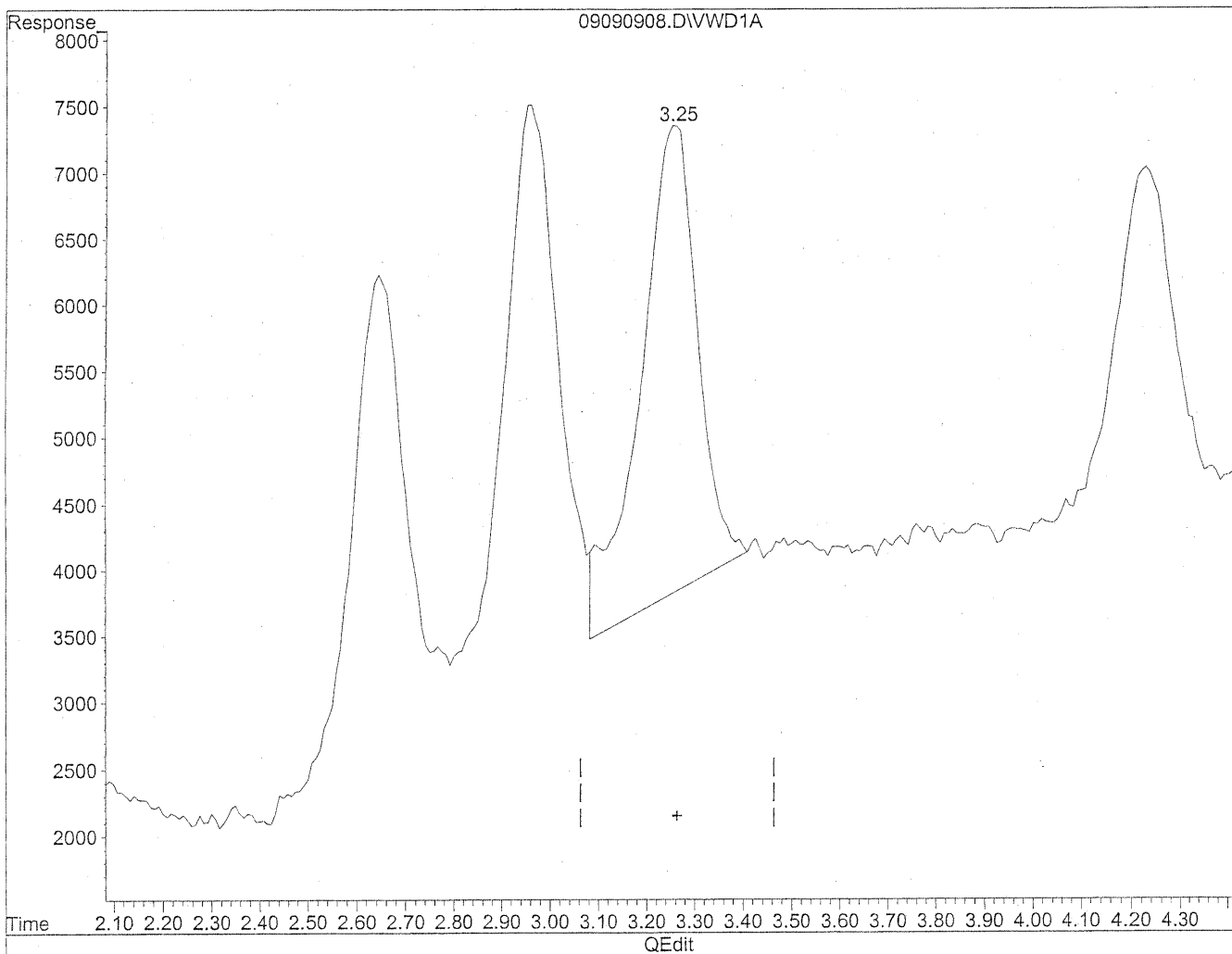
Compound	R.T.	Response	Conc Units

Target Compounds			
1) Formaldehyde	1.33	443088	48.300 ng/ml
2) Acetaldehyde	1.87	311721	47.262 ng/ml
3) Propionaldehyde	3.25	257497	49.595 ng/mlm
4) Crotonaldehyde	4.23	205520	50.553 ng/ml
5) Butyraldehyde	4.83	199284	48.165 ng/ml
6) Benzaldehyde	5.67	136041	50.640 ng/ml
7) Isovaleraldehyde	6.25	186226	53.155 ng/ml
8) Valeraldehyde	6.53	166401	50.588 ng/ml
9) o-Tolualdehyde	6.99	109996	48.007 ng/ml
10) m,p-Tolualdehyde	7.18	216426	93.961 ng/ml
11) Hexaldehyde	8.24	145487	51.040 ng/ml
12) 2,5-Dimethylbenzaldehyde	8.46	84766	42.867 ng/ml

Quantitation Report

Data File : J:\LC02\DATA\TO11A\2009_09\09\09090908.D Vial: 9
Acq On : 09-Sep-2009, 15:20 Operator: MD
Sample : 50ng/ml TO-11A S21-09080905 Inst : VWD
Misc : Multiplr: 1.00
IntFile : events.e
Quant Time: Sep 10 8:45 19109 Quant Results File: TO110909.RES

Method : J:\LC02\METHODS\TO110909.M (Chemstation Integrator)
Title : LC-1050 TO-11A ICAL
Last Update : Wed Sep 09 16:02:22 2009
Response via : Multiple Level Calibration

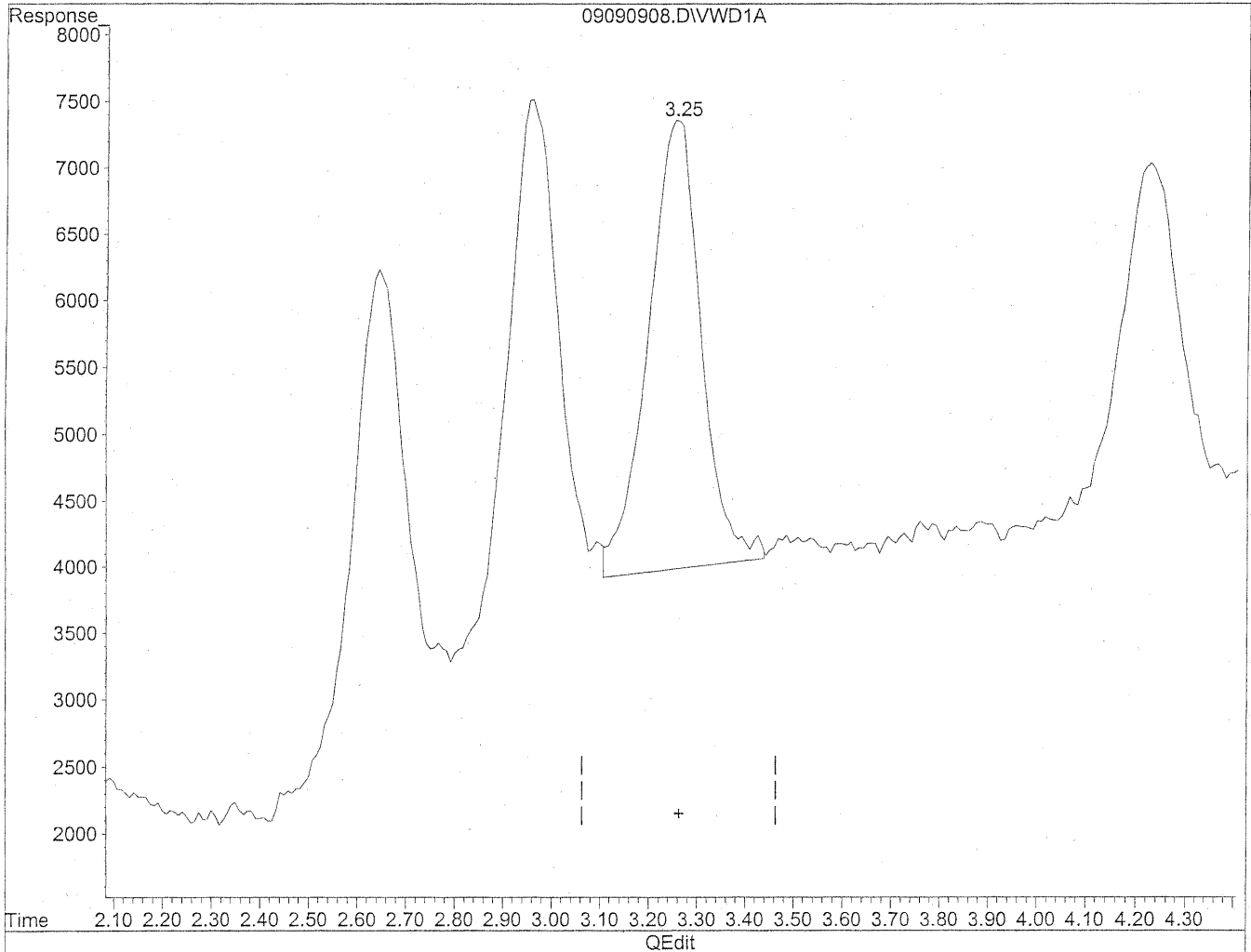


(3) Propionaldehyde
3.26min 56.431ng/ml
response 292995

Quantitation Report

Data File : J:\LC02\DATA\TO11A\2009_09\09\09090908.D Vial: 9
Acq On : 09-Sep-2009, 15:20 Operator: MD
Sample : 50ng/ml TO-11A S21-09080905 Inst : VWD
Misc : Multiplr: 1.00
IntFile : events.e
Quant Time: Sep 10 8:45 19109 Quant Results File: TO110909.RES

Method : J:\LC02\METHODS\TO110909.M (Chemstation Integrator)
Title : LC-1050 TO-11A ICAL
Last Update : Wed Sep 09 16:02:22 2009
Response via : Multiple Level Calibration



(3) Propionaldehyde
3.25min 49.595ng/ml m
response 257497

MD
9/10/09
BC

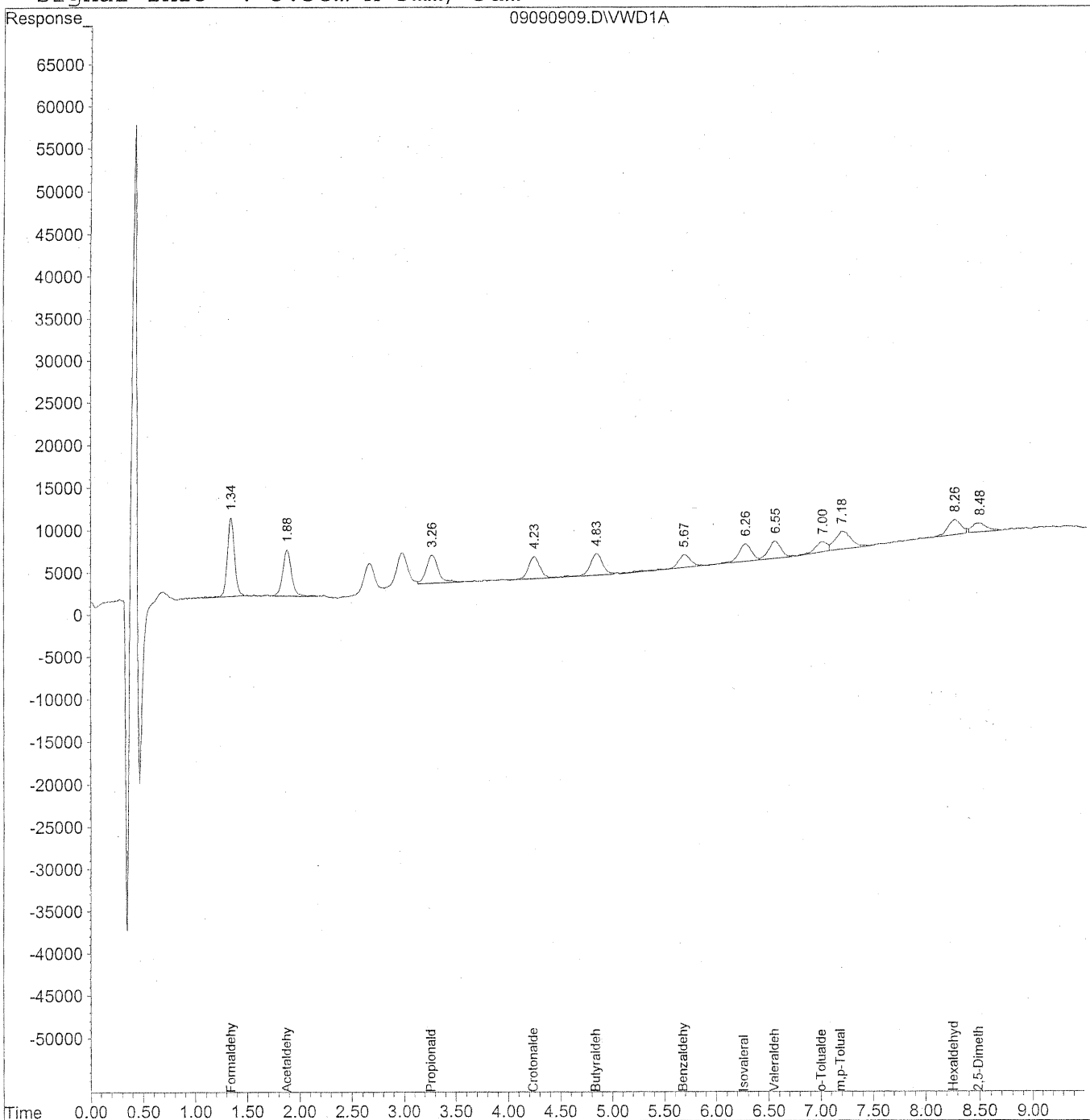
K29/10/09

Quantitation Report

Data File : J:\LC02\DATA\TO11A\2009_09\09\09090909.D Vial: 9
Acq On : 09-Sep-2009, 15:31 Operator: MD
Sample : 50ng/ml TO-11A S21-09080905 Inst : VWD
Misc : Multiplr: 1.00
IntFile : events.e
Quant Time: Sep 10 8:48 19109 Quant Results File: TO110909.RES

Quant Method : J:\LC02\METHODS\TO110909.M (Chemstation Integrator)
Title : LC-1050 TO-11A ICAL
Last Update : Wed Sep 09 16:02:22 2009
Response via : Multiple Level Calibration
DataAcq Meth : TO-11A.M

Volume Inj. : 3uL
Signal Phase : Supelcosil LC-18
Signal Info : 3.3cm x 3mm, 3um



Data File : J:\LC02\DATA\TO11A\2009_09\09\09090909.D Vial: 9
 Acq On : 09-Sep-2009, 15:31 Operator: MD
 Sample : 50ng/ml TO-11A S21-09080905 Inst : VWD
 Misc : Multiplr: 1.00
 IntFile : events.e
 Quant Time: Sep 10 8:48 19109 Quant Results File: TO110909.RES

Quant Method : J:\LC02\METHODS\TO110909.M (Chemstation Integrator)
 Title : LC-1050 TO-11A ICAL
 Last Update : Wed Sep 09 16:02:22 2009
 Response via : Initial Calibration
 DataAcq Meth : TO-11A.M

Volume Inj. : 3uL
 Signal Phase : Supelcosil LC-18
 Signal Info : 3.3cm x 3mm, 3um

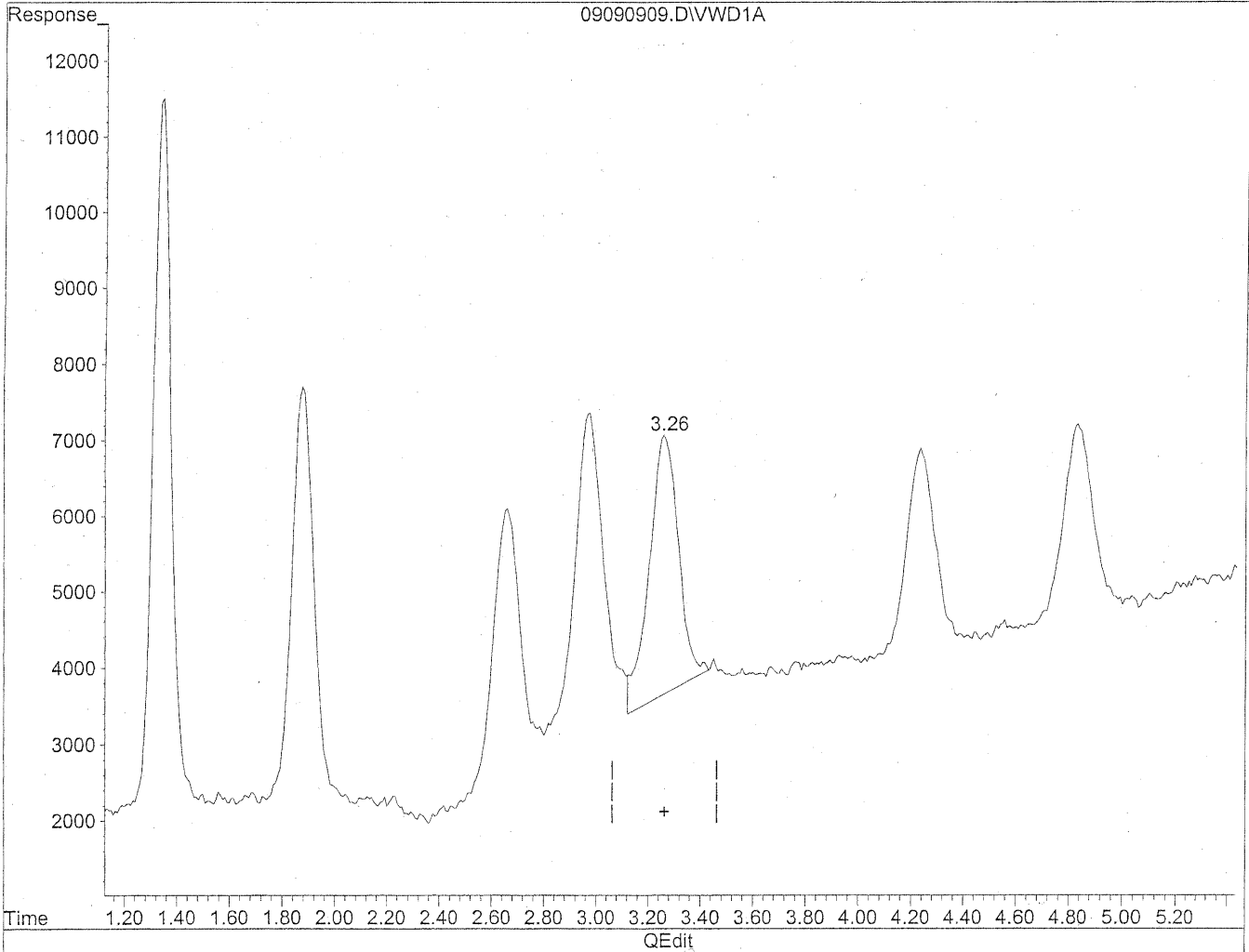
Compound	R.T.	Response	Conc Units

Target Compounds			
1) Formaldehyde	1.34	447251	48.810 ng/ml
2) Acetaldehyde	1.88	327663	49.697 ng/ml
3) Propionaldehyde	3.26	268082	51.767 ng/mlm
4) Crotonaldehyde	4.24	200887	48.943 ng/ml
5) Butyraldehyde	4.84	217482	52.896 ng/ml
6) Benzaldehyde	5.68	140658	52.629 ng/ml
7) Isovaleraldehyde	6.27	175760	49.313 ng/ml
8) Valeraldehyde	6.55	171974	52.000 ng/ml
9) o-Tolualdehyde	7.01	93386	40.816 ng/ml
10) m,p-Tolualdehyde	7.18	227448	98.156 ng/mlm
11) Hexaldehyde	8.26	145697	49.945 ng/mlm
12) 2,5-Dimethylbenzaldehyde	8.48	96663	49.614 ng/mlm

Quantitation Report

Data File : J:\LC02\DATA\TO11A\2009_09\09\09090909.D Vial: 9
Acq On : 09-Sep-2009, 15:31 Operator: MD
Sample : 50ng/ml TO-11A S21-09080905 Inst : VWD
Misc : Multiplr: 1.00
IntFile : events.e
Quant Time: Sep 10 8:46 19109 Quant Results File: TO110909.RES

Method : J:\LC02\METHODS\TO110909.M (Chemstation Integrator)
Title : LC-1050 TO-11A ICAL
Last Update : Wed Sep 09 16:02:22 2009
Response via : Multiple Level Calibration

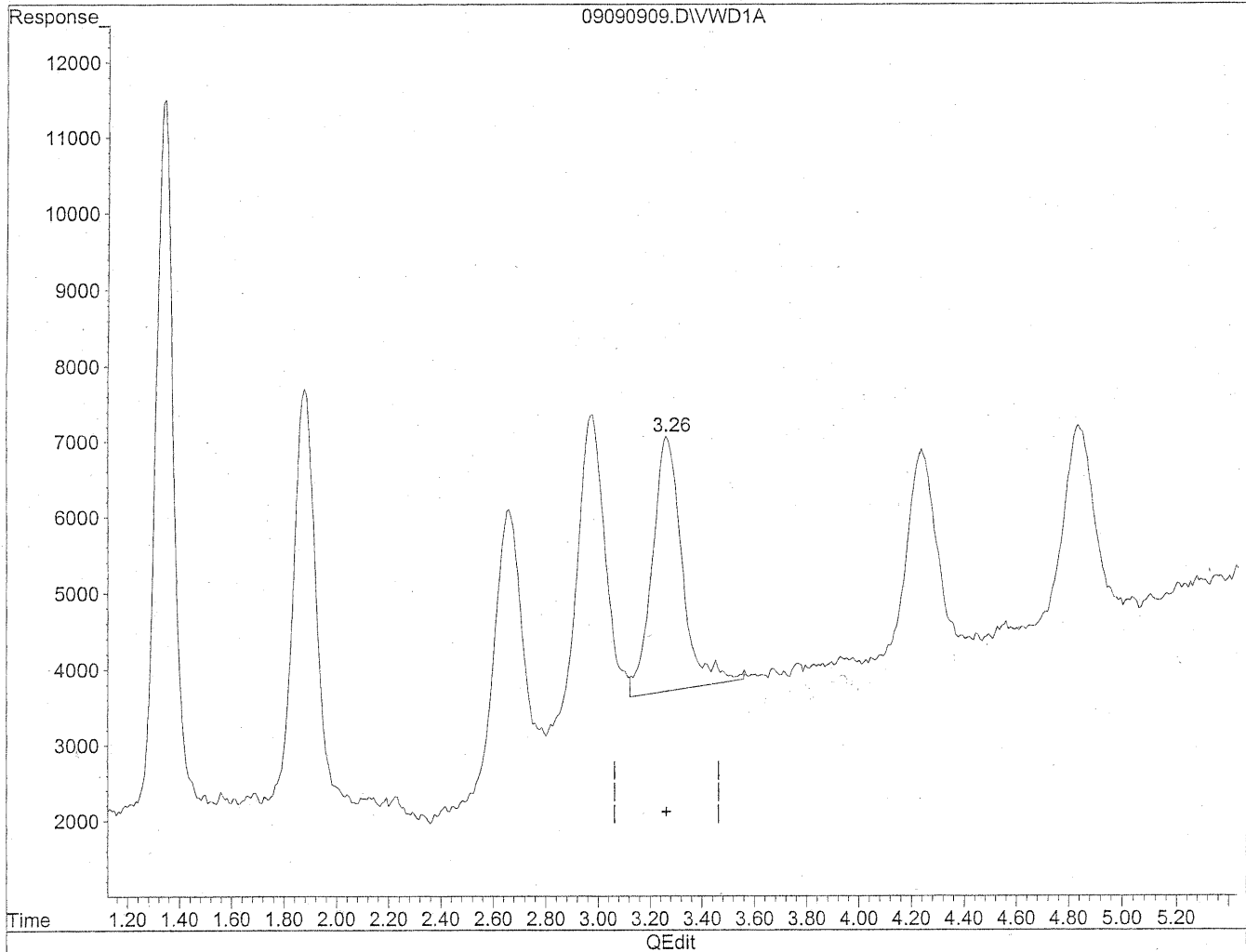


(3) Propionaldehyde
3.26min 51.274ng/ml
response 265532

Quantitation Report

Data File : J:\LC02\DATA\TO11A\2009_09\09\09090909.D Vial: 9
Acq On : 09-Sep-2009, 15:31 Operator: MD
Sample : 50ng/ml TO-11A S21-09080905 Inst : VWD
Misc : Multiplr: 1.00
IntFile : events.e
Quant Time: Sep 10 8:46 19109 Quant Results File: TO110909.RES

Method : J:\LC02\METHODS\TO110909.M (Chemstation Integrator)
Title : LC-1050 TO-11A ICAL
Last Update : Wed Sep 09 16:02:22 2009
Response via : Multiple Level Calibration



(3) Propionaldehyde
3.26min 51.767ng/ml m
response 268082

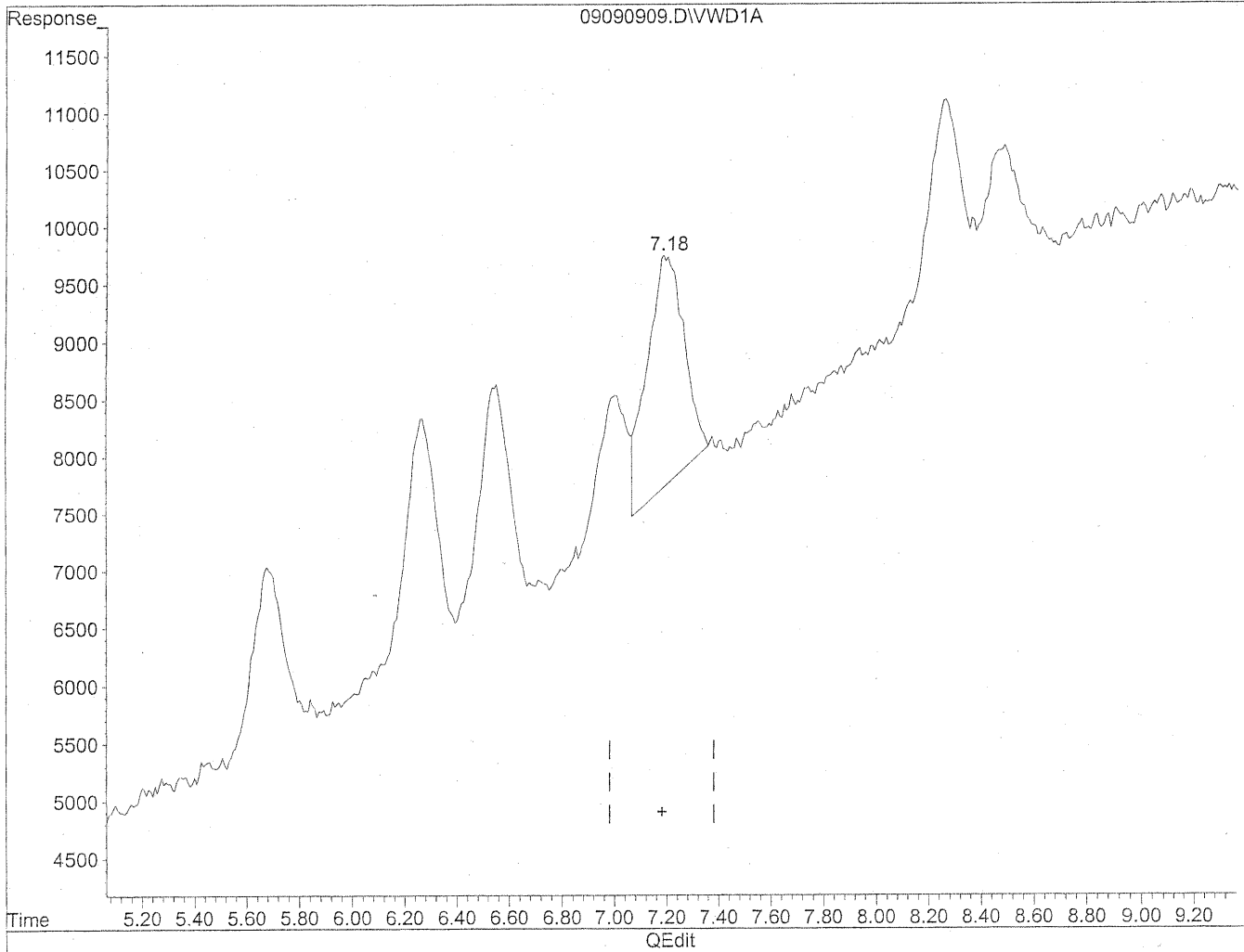
mm
9/10/09
pc

pc 9/10/09

Quantitation Report

Data File : J:\LC02\DATA\TO11A\2009_09\09\09090909.D Vial: 9
Acq On : 09-Sep-2009, 15:31 Operator: MD
Sample : 50ng/ml TO-11A S21-09080905 Inst : VWD
Misc : Multiplr: 1.00
IntFile : events.e
Quant Time: Sep 10 8:46 19109 Quant Results File: TO110909.RES

Method : J:\LC02\METHODS\TO110909.M (Chemstation Integrator)
Title : LC-1050 TO-11A ICAL
Last Update : Wed Sep 09 16:02:22 2009
Response via : Multiple Level Calibration

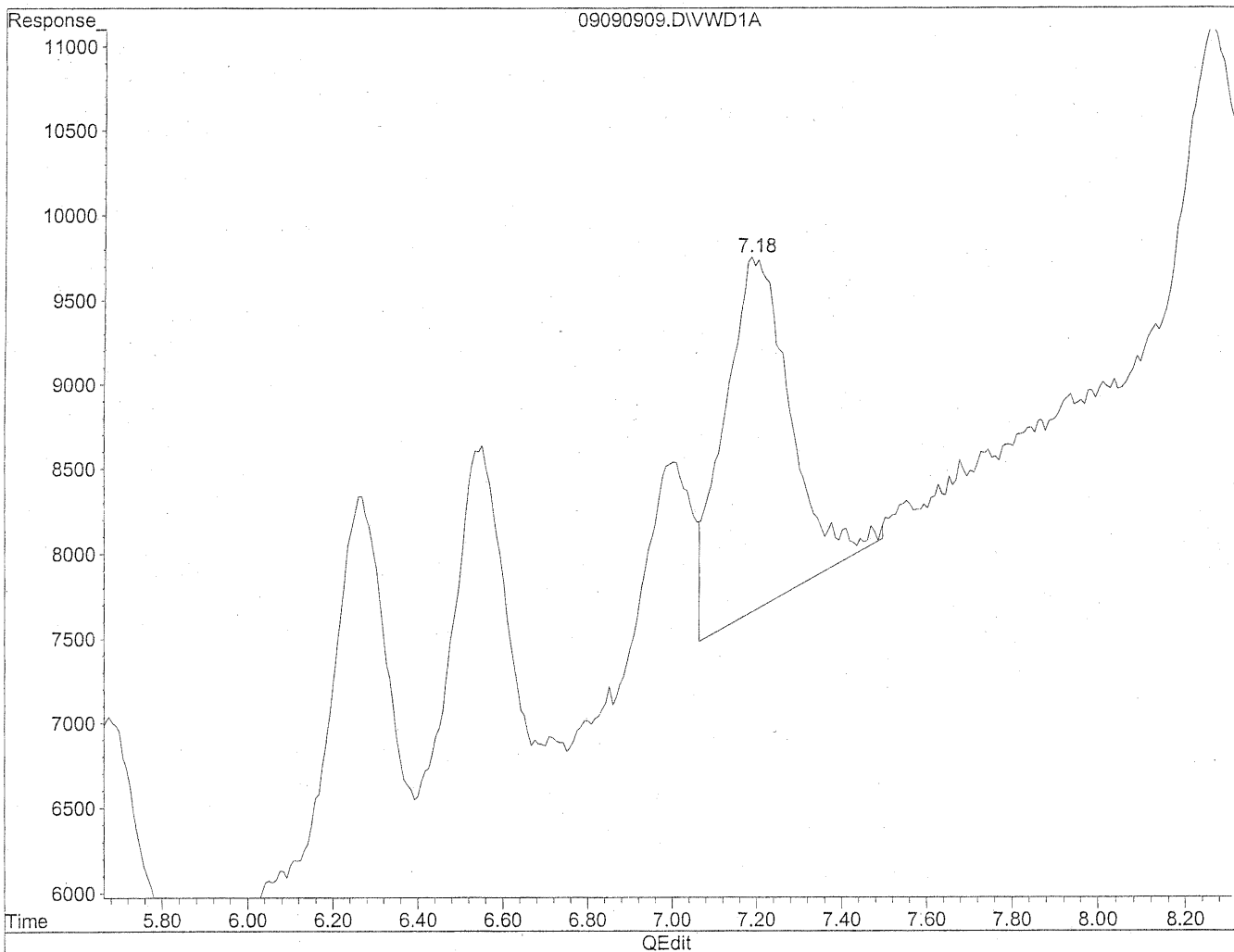


(10) m,p-Tolualdehyde
7.19min 86.656ng/ml
response 200799

Quantitation Report

Data File : J:\LC02\DATA\TO11A\2009_09\09\09090909.D Vial: 9
Acq On : 09-Sep-2009, 15:31 Operator: MD
Sample : 50ng/ml TO-11A S21-09080905 Inst : VWD
Misc : Multiplr: 1.00
IntFile : events.e
Quant Time: Sep 10 8:46 19109 Quant Results File: TO110909.RES

Method : J:\LC02\METHODS\TO110909.M (Chemstation Integrator)
Title : LC-1050 TO-11A ICAL
Last Update : Wed Sep 09 16:02:22 2009
Response via : Multiple Level Calibration



(10) m,p-Tolualdehyde
7.18min 98.156ng/ml m
response 227448

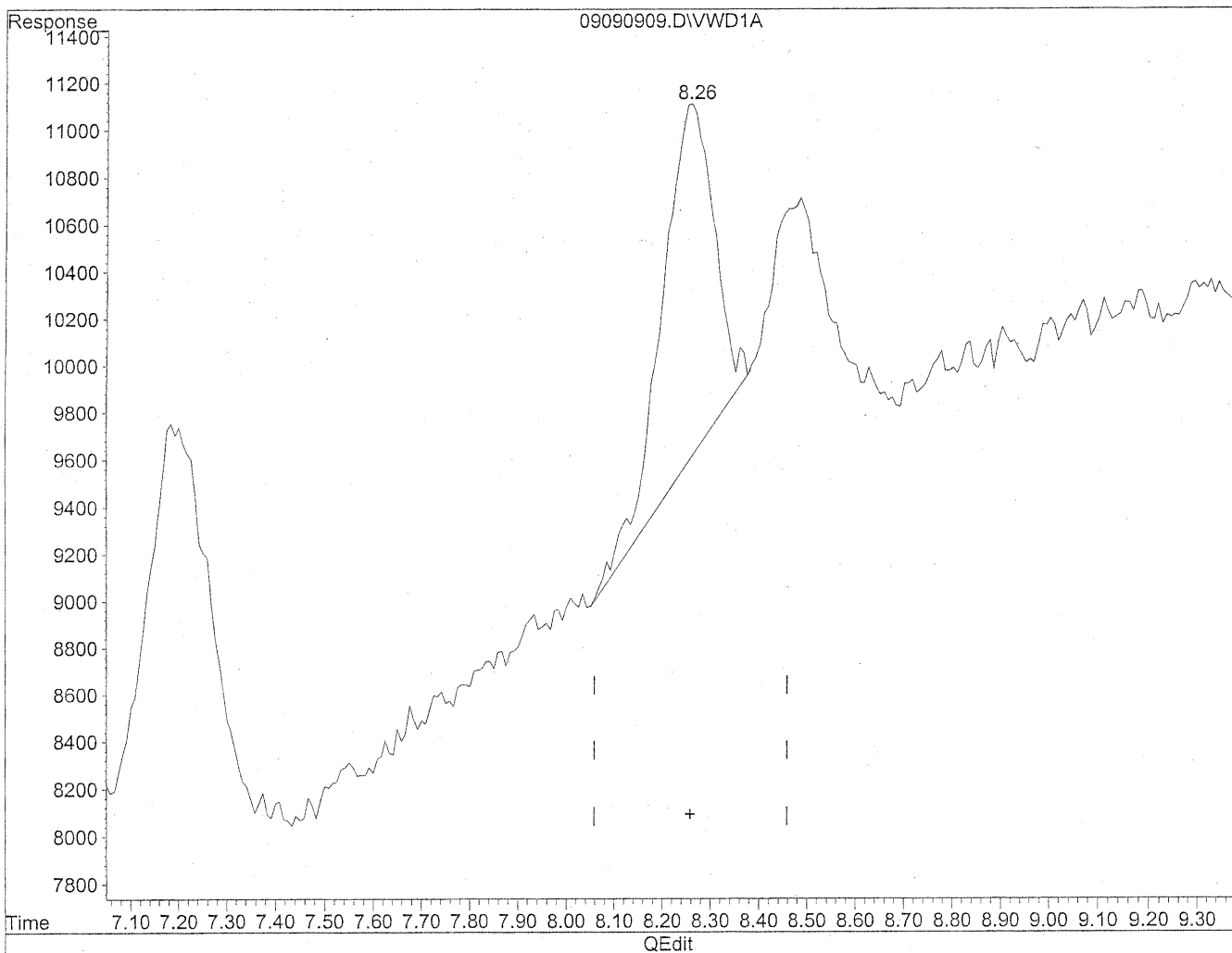
MD
9/10/09
pc

KE 9/10/09

Quantitation Report

Data File : J:\LC02\DATA\TO11A\2009_09\09\09090909.D Vial: 9
Acq On : 09-Sep-2009, 15:31 Operator: MD
Sample : 50ng/ml TO-11A S21-09080905 Inst : VWD
Misc : Multiplr: 1.00
IntFile : events.e
Quant Time: Sep 10 8:46 19109 Quant Results File: TO110909.RES

Method : J:\LC02\METHODS\TO110909.M (Chemstation Integrator)
Title : LC-1050 TO-11A ICAL
Last Update : Wed Sep 09 16:02:22 2009
Response via : Multiple Level Calibration

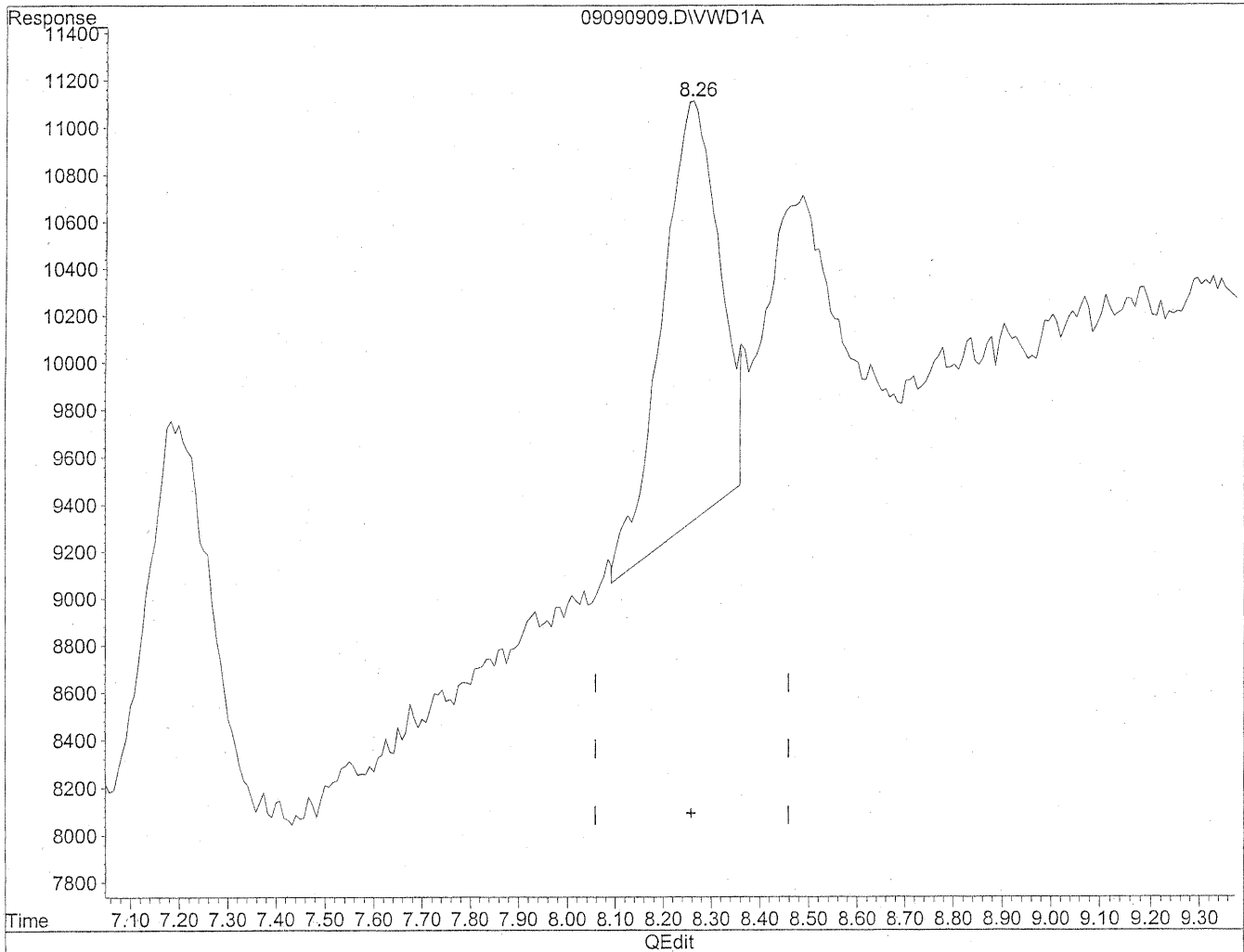


(11) Hexaldehyde
8.26min 38.176ng/ml
response 111365

Quantitation Report

Data File : J:\LC02\DATA\TO11A\2009_09\09\09090909.D Vial: 9
Acq On : 09-Sep-2009, 15:31 Operator: MD
Sample : 50ng/ml TO-11A S21-09080905 Inst : VWD
Misc : Multiplr: 1.00
IntFile : events.e
Quant Time: Sep 10 8:46 19109 Quant Results File: TO110909.RES

Method : J:\LC02\METHODS\TO110909.M (Chemstation Integrator)
Title : LC-1050 TO-11A ICAL
Last Update : Wed Sep 09 16:02:22 2009
Response via : Multiple Level Calibration



(11) Hexaldehyde
8.26min 49.945ng/ml m
response 145697

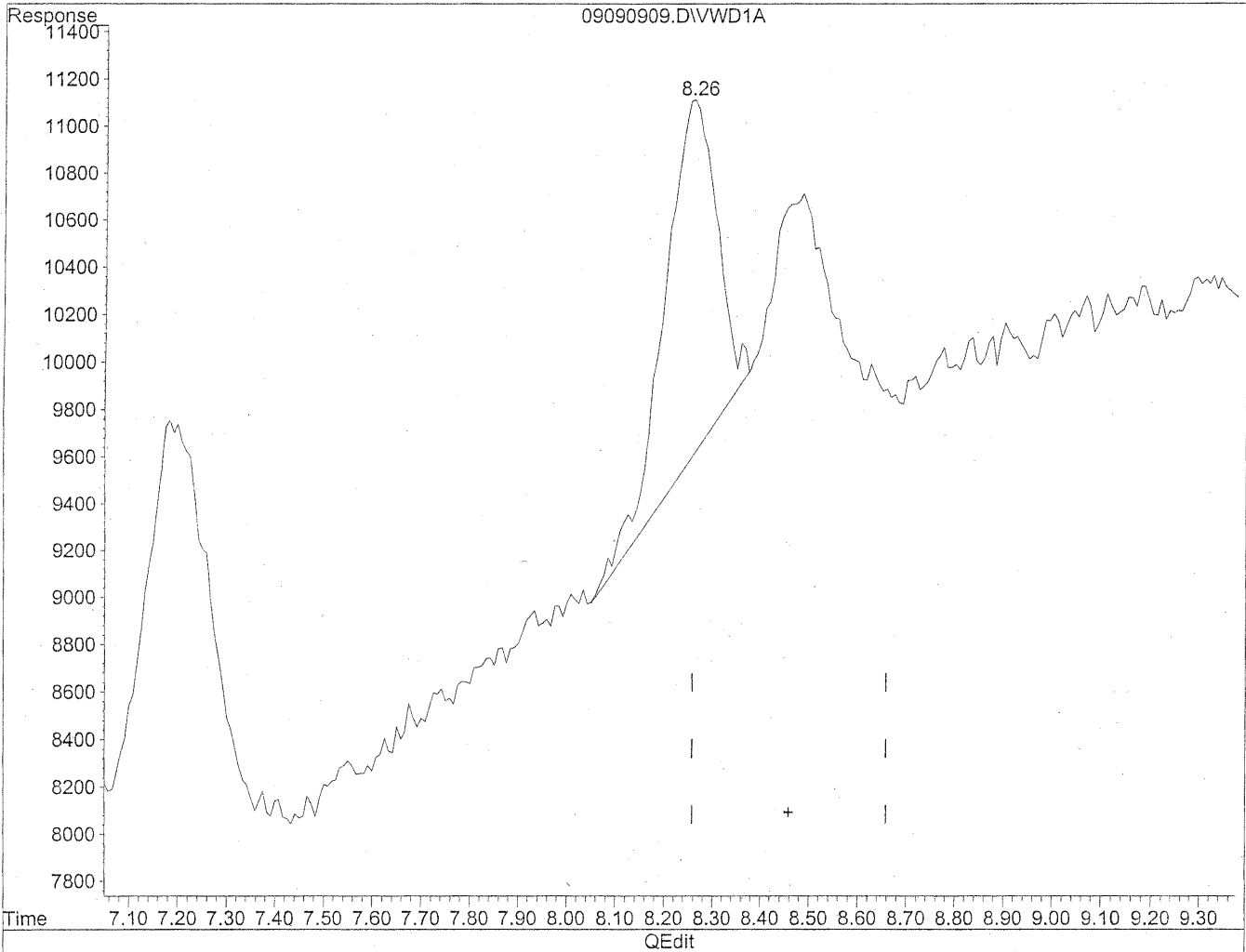
MD
9/10/09
pc

9/10/09

Quantitation Report

Data File : J:\LC02\DATA\TO11A\2009_09\09\09090909.D Vial: 9
Acq On : 09-Sep-2009, 15:31 Operator: MD
Sample : 50ng/ml TO-11A S21-09080905 Inst : VWD
Misc : Multiplr: 1.00
IntFile : events.e
Quant Time: Sep 10 8:46 19109 Quant Results File: TO110909.RES

Method : J:\LC02\METHODS\TO110909.M (Chemstation Integrator)
Title : LC-1050 TO-11A ICAL
Last Update : Wed Sep 09 16:02:22 2009
Response via : Multiple Level Calibration

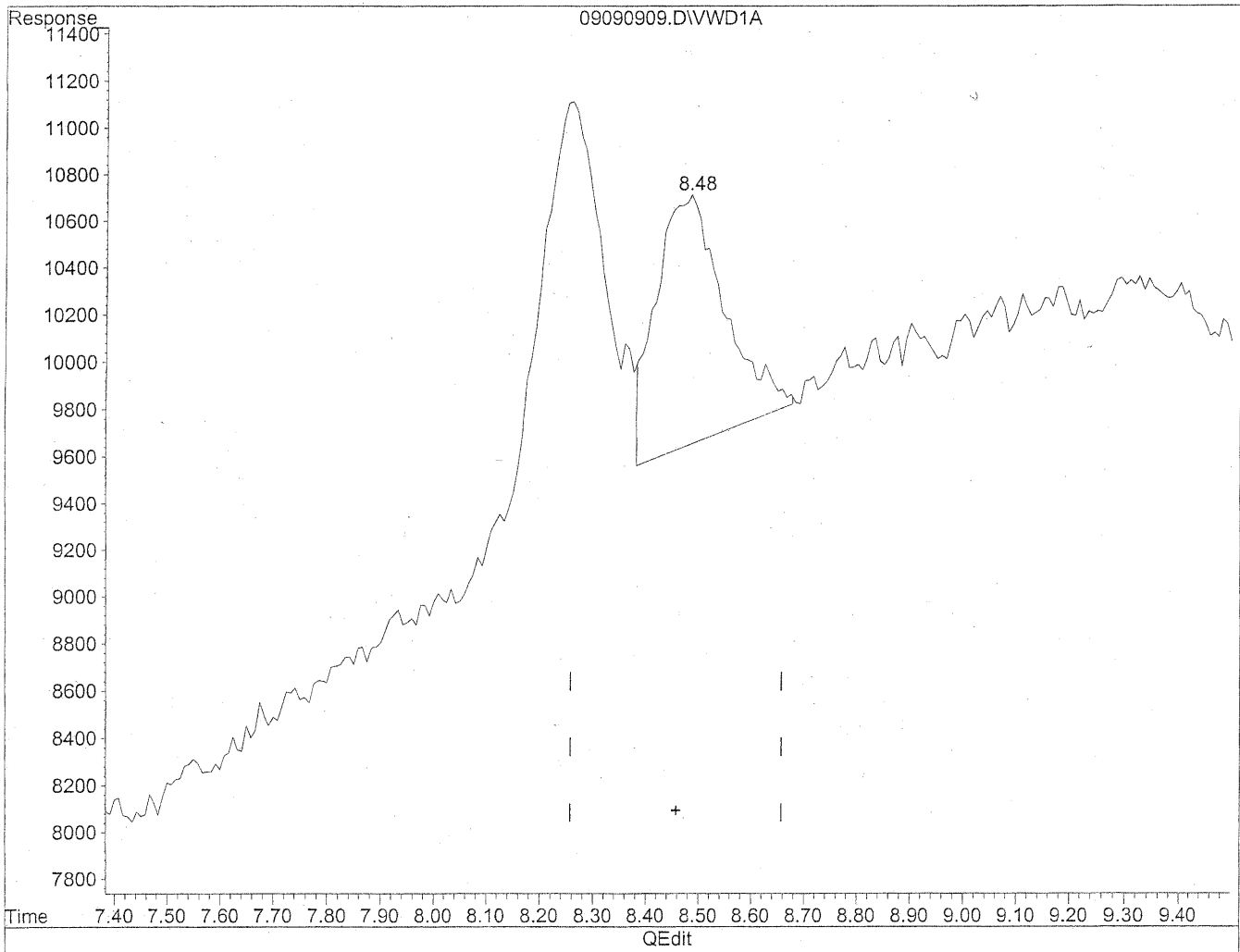


(12) 2,5-Dimethylbenzaldehyde
8.26min 57.160ng/ml
response 111365

Quantitation Report

Data File : J:\LC02\DATA\TO11A\2009_09\09\09090909.D Vial: 9
Acq On : 09-Sep-2009, 15:31 Operator: MD
Sample : 50ng/ml TO-11A S21-09080905 Inst : VWD
Misc : Multiplr: 1.00
IntFile : events.e
Quant Time: Sep 10 8:48 19109 Quant Results File: TO110909.RES

Method : J:\LC02\METHODS\TO110909.M (Chemstation Integrator)
Title : LC-1050 TO-11A ICAL
Last Update : Thu Sep 11 13:54:46 2008
Response via : Multiple Level Calibration



(12) 2,5-Dimethylbenzaldehyde
8.48min 49.614ng/ml m
response 96663

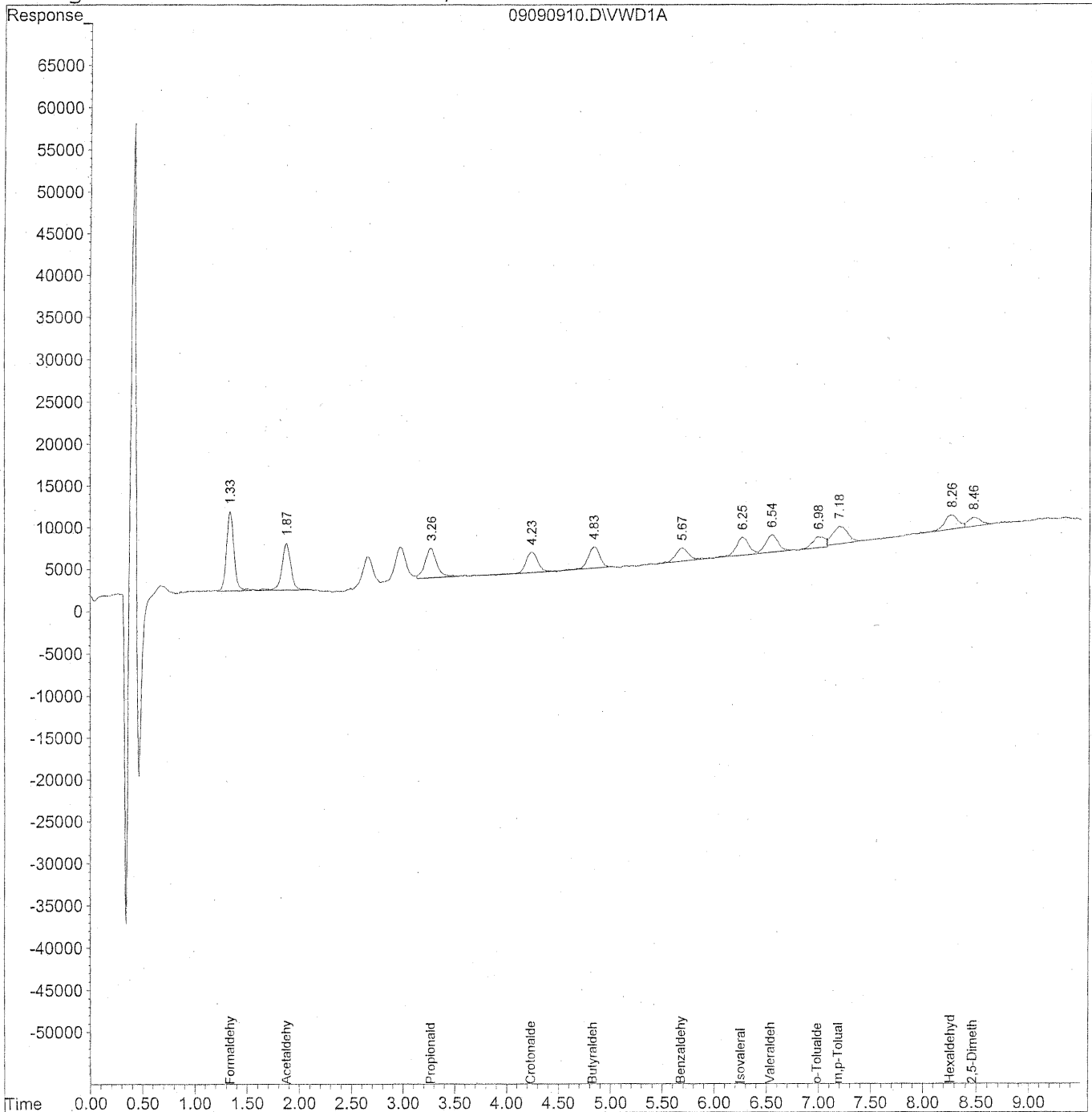
(Handwritten notes)
9/10/09
JE mp
KAG/10/09

Quantitation Report

Data File : J:\LC02\DATA\TO11A\2009_09\09\09090910.D Vial: 9
Acq On : 09-Sep-2009, 15:43 Operator: MD
Sample : 50ng/ml TO-11A S21-09080905 Inst : VWD
Misc : Multiplr: 1.00
IntFile : events.e
Quant Time: Sep 10 8:49 19109 Quant Results File: TO110909.RES

Quant Method : J:\LC02\METHODS\TO110909.M (Chemstation Integrator)
Title : LC-1050 TO-11A ICAL
Last Update : Wed Sep 09 16:02:22 2009
Response via : Multiple Level Calibration
DataAcq Meth : TO-11A.M

Volume Inj. : 3uL
Signal Phase : Supelcosil LC-18
Signal Info : 3.3cm x 3mm, 3um



Quantitation Report (QT Reviewed)

Data File : J:\LC02\DATA\TO11A\2009_09\09\09090910.D Vial: 9
 Acq On : 09-Sep-2009, 15:43 Operator: MD
 Sample : 50ng/ml TO-11A S21-09080905 Inst : VWD
 Misc : Multiplr: 1.00
 IntFile : events.e
 Quant Time: Sep 10 8:49 19109 Quant Results File: TO110909.RES

Quant Method : J:\LC02\METHODS\TO110909.M (Chemstation Integrator)
 Title : LC-1050 TO-11A ICAL
 Last Update : Wed Sep 09 16:02:22 2009
 Response via : Initial Calibration
 DataAcq Meth : TO-11A.M

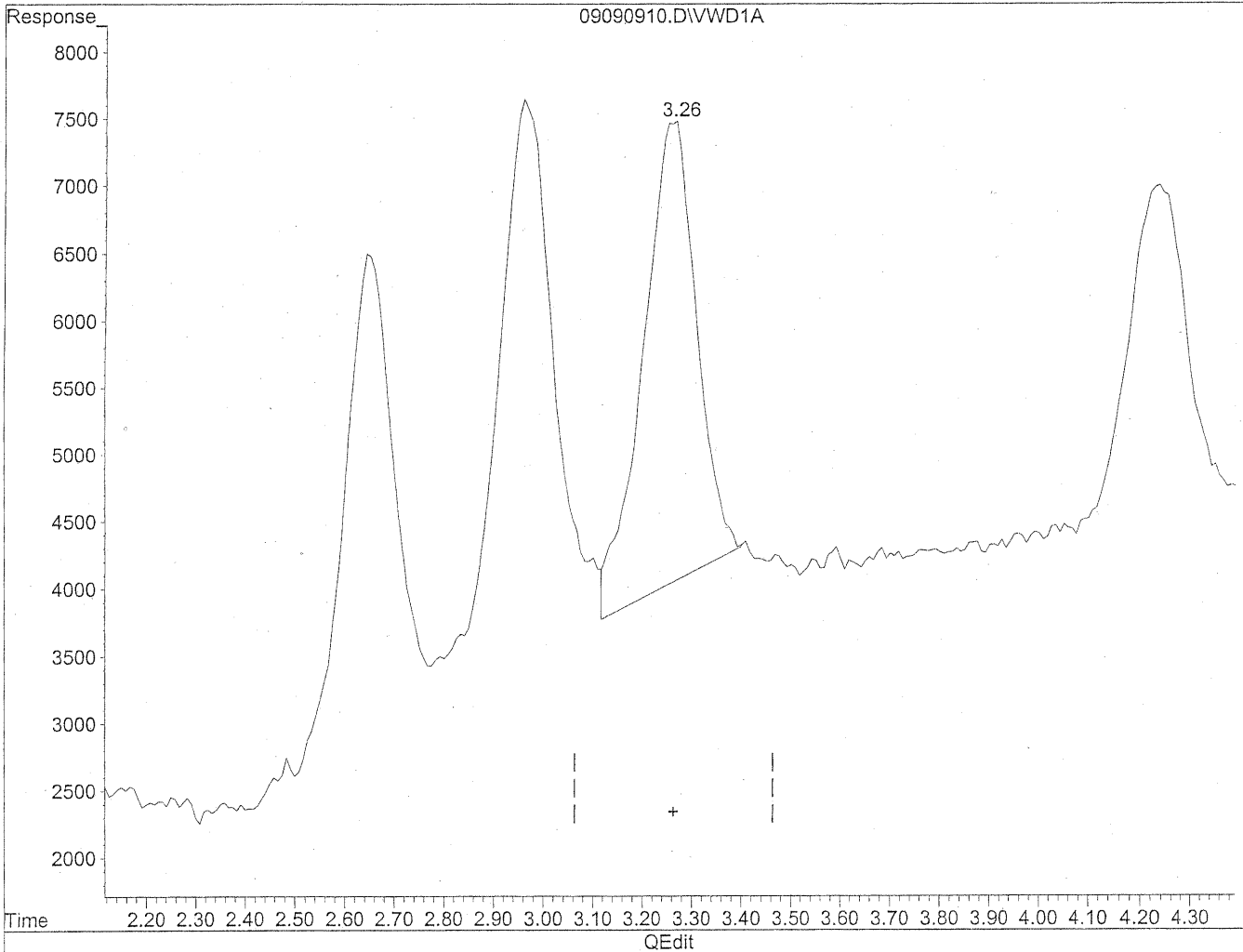
Volume Inj. : 3uL
 Signal Phase : Supelcosil LC-18
 Signal Info : 3.3cm x 3mm, 3um

Compound	R.T.	Response	Conc Units
Target Compounds			
1) Formaldehyde	1.33	464552	50.660 ng/ml
2) Acetaldehyde	1.87	341116	51.530 ng/ml
3) Propionaldehyde	3.26	281140	54.104 ng/mlm
4) Crotonaldehyde	4.23	189710	46.307 ng/ml
5) Butyraldehyde	4.83	193856	46.804 ng/ml
6) Benzaldehyde	5.67	142307	53.093 ng/mlm
7) Isovaleraldehyde	6.26	177082	49.928 ng/ml
8) Valeraldehyde	6.54	169317	51.053 ng/ml
9) o-Tolualdehyde	6.98	113786	50.342 ng/mlm
10) m,p-Tolualdehyde	7.19	212270	91.245 ng/ml
11) Hexaldehyde	8.26	155285	53.226 ng/ml
12) 2,5-Dimethylbenzaldehyde	8.46	88645	45.040 ng/ml

Quantitation Report

Data File : J:\LC02\DATA\TO11A\2009_09\09\09090910.D Vial: 9
Acq On : 09-Sep-2009, 15:43 Operator: MD
Sample : 50ng/ml TO-11A S21-09080905 Inst : VWD
Misc : Multiplr: 1.00
IntFile : events.e
Quant Time: Sep 10 8:48 19109 Quant Results File: TO110909.RES

Method : J:\LC02\METHODS\TO110909.M (Chemstation Integrator)
Title : LC-1050 TO-11A ICAL
Last Update : Wed Sep 09 16:02:22 2009
Response via : Multiple Level Calibration

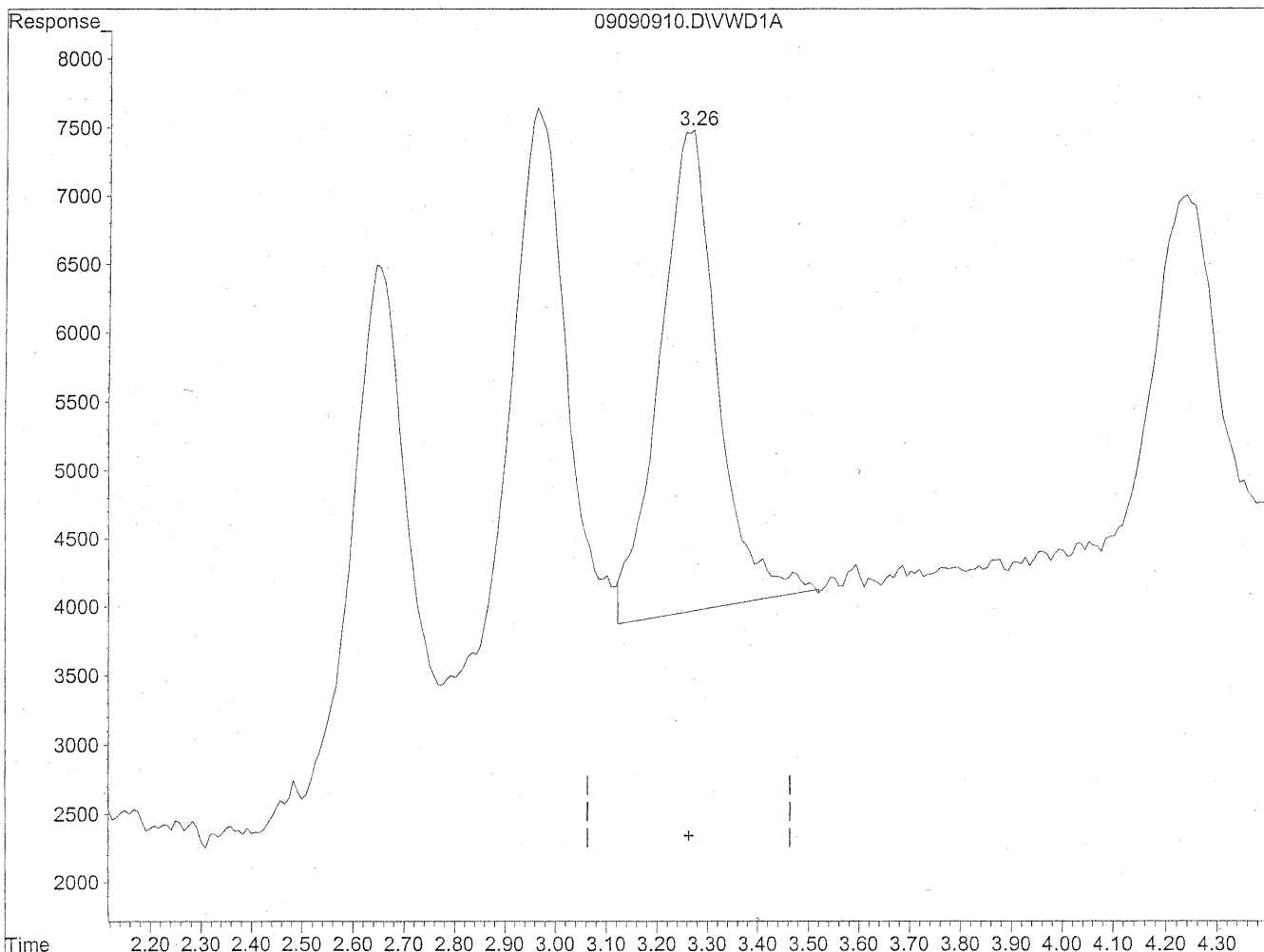


(3) Propionaldehyde
3.26min 49.837ng/ml
response 258964

Quantitation Report

Data File : J:\LC02\DATA\TO11A\2009_09\09\09090910.D Vial: 9
Acq On : 09-Sep-2009, 15:43 Operator: MD
Sample : 50ng/ml TO-11A S21-09080905 Inst : VWD
Misc : Multiplr: 1.00
IntFile : events.e
Quant Time: Sep 10 8:48 19109 Quant Results File: TO110909.RES

Method : J:\LC02\METHODS\TO110909.M (Chemstation Integrator)
Title : LC-1050 TO-11A ICAL
Last Update : Wed Sep 09 16:02:22 2009
Response via : Multiple Level Calibration



(3) Propionaldehyde
3.26min 54.104ng/ml m
response 281140

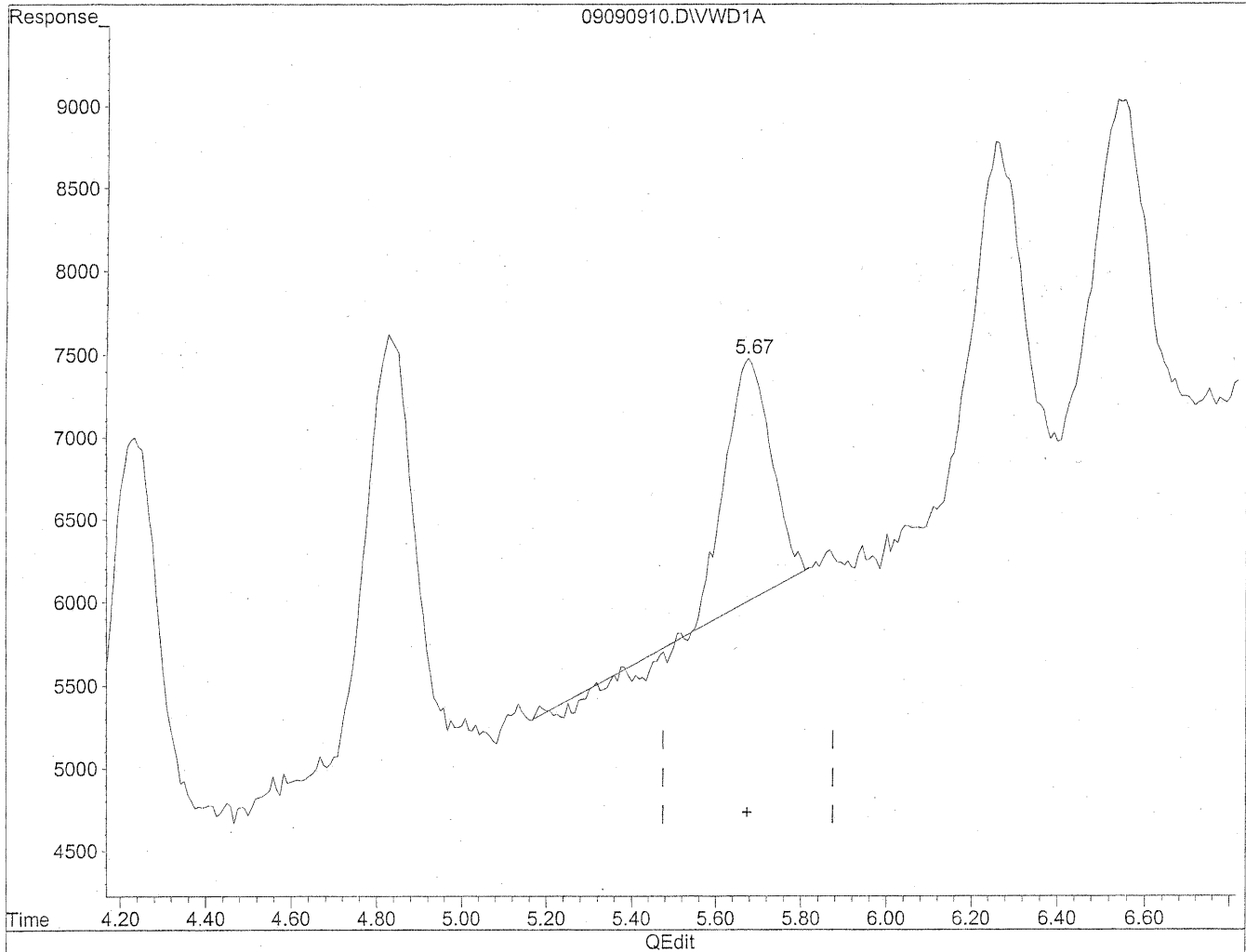
MD
9/10/09
pa

49/10/09

Quantitation Report

Data File : J:\LC02\DATA\TO11A\2009_09\09\09090910.D Vial: 9
Acq On : 09-Sep-2009, 15:43 Operator: MD
Sample : 50ng/ml TO-11A S21-09080905 Inst : VWD
Misc : Multiplr: 1.00
IntFile : events.e
Quant Time: Sep 10 8:48 19109 Quant Results File: TO110909.RES

Method : J:\LC02\METHODS\TO110909.M (Chemstation Integrator)
Title : LC-1050 TO-11A ICAL
Last Update : Wed Sep 09 16:02:22 2009
Response via : Multiple Level Calibration

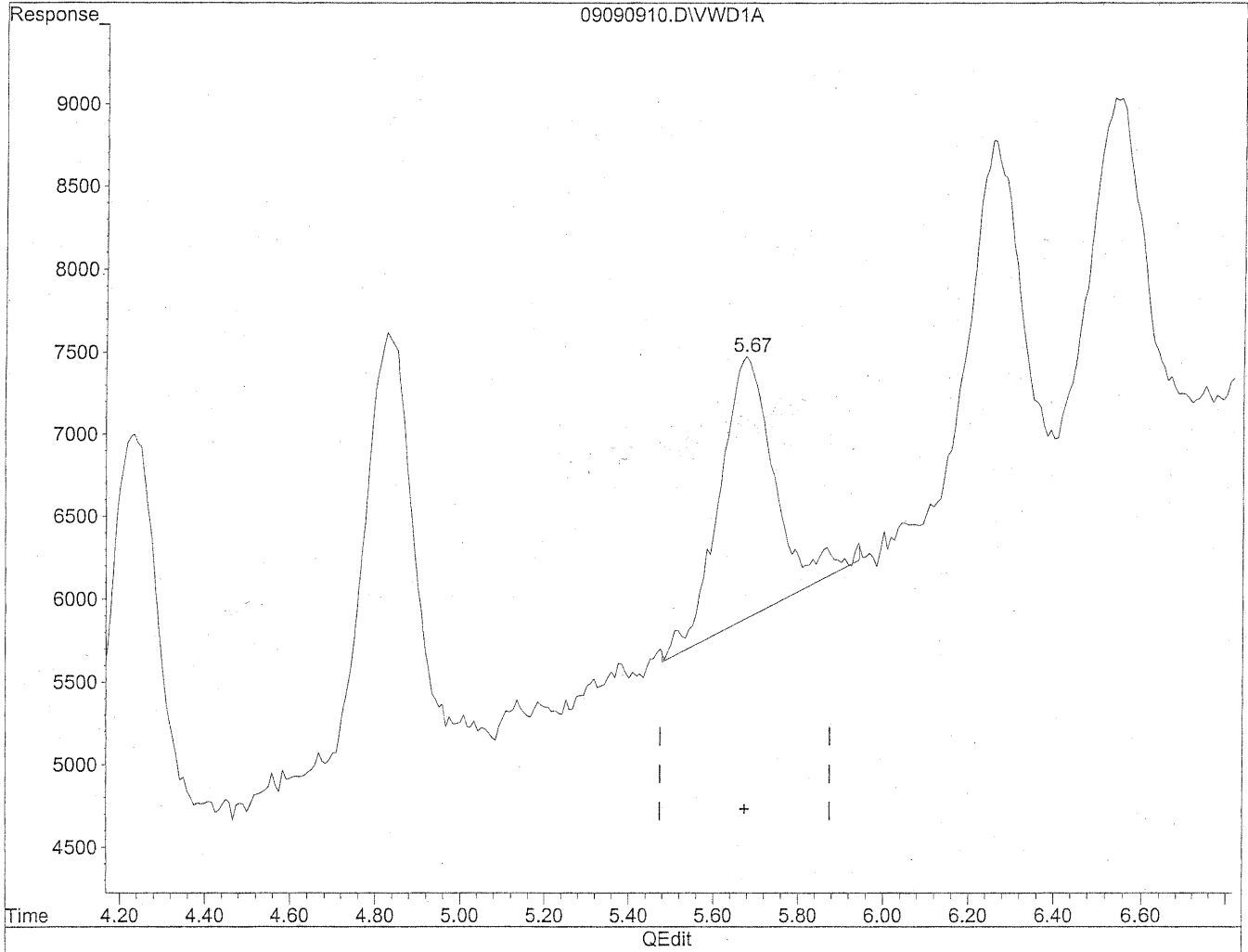


(6) Benzaldehyde
5.68min 37.890ng/ml
response 101557

Quantitation Report

Data File : J:\LC02\DATA\TO11A\2009_09\09\09090910.D Vial: 9
Acq On : 09-Sep-2009, 15:43 Operator: MD
Sample : 50ng/ml TO-11A S21-09080905 Inst : VWD
Misc : Multiplr: 1.00
IntFile : events.e
Quant Time: Sep 10 8:48 19109 Quant Results File: TO110909.RES

Method : J:\LC02\METHODS\TO110909.M (Chemstation Integrator)
Title : LC-1050 TO-11A ICAL
Last Update : Wed Sep 09 16:02:22 2009
Response via : Multiple Level Calibration



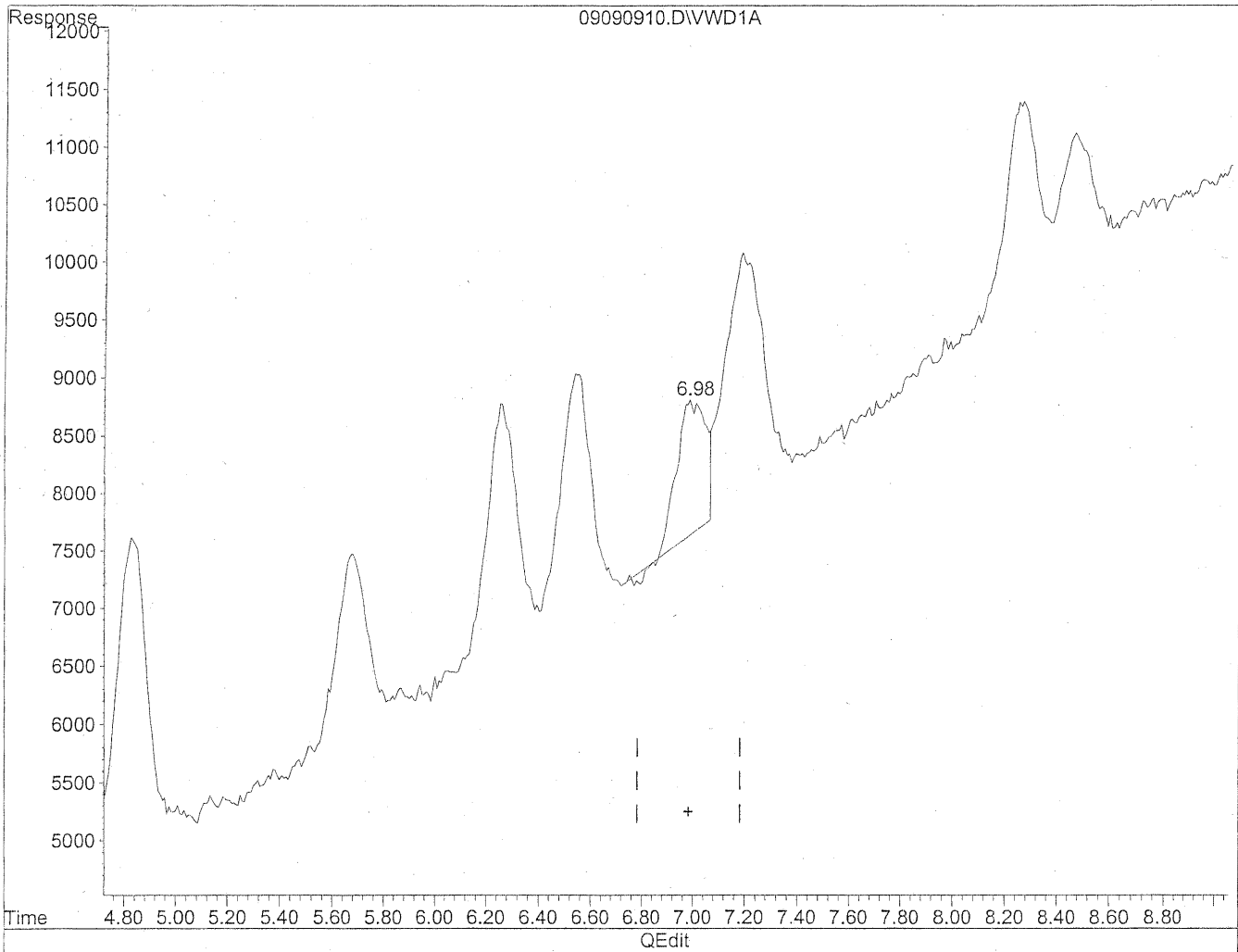
(6) Benzaldehyde
5.67min 53.093ng/ml m
response 142307

MD
9/10/09
12
149/10/09

Quantitation Report

Data File : J:\LC02\DATA\TO11A\2009_09\09\09090910.D Vial: 9
Acq On : 09-Sep-2009, 15:43 Operator: MD
Sample : 50ng/ml TO-11A S21-09080905 Inst : VWD
Misc : Multiplr: 1.00
IntFile : events.e
Quant Time: Sep 10 8:48 19109 Quant Results File: TO110909.RES

Method : J:\LC02\METHODS\TO110909.M (Chemstation Integrator)
Title : LC-1050 TO-11A ICAL
Last Update : Wed Sep 09 16:02:22 2009
Response via : Multiple Level Calibration

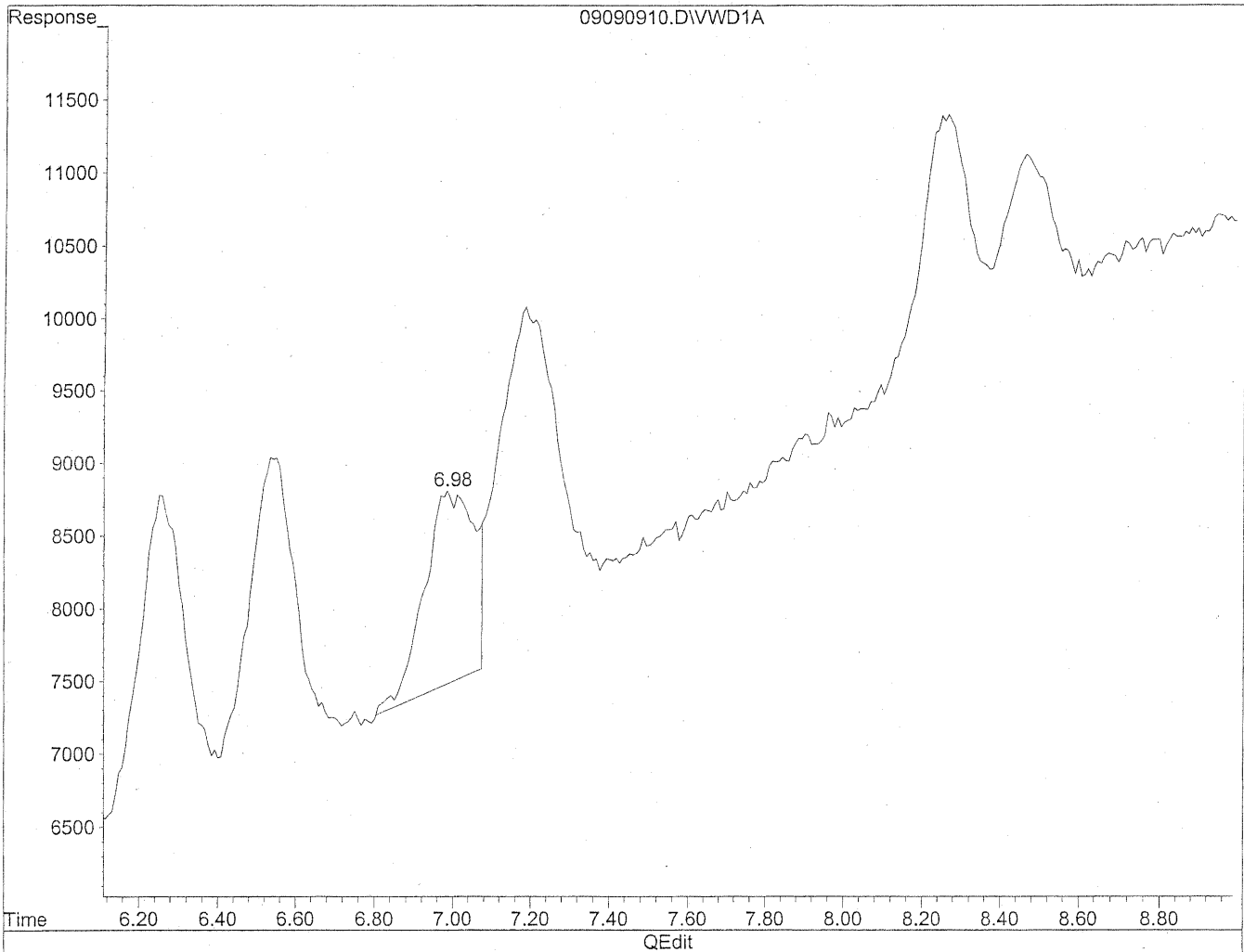


(9) o-Tolualdehyde
6.99min 38.054ng/ml
response 86012

Quantitation Report

Data File : J:\LC02\DATA\TO11A\2009_09\09\09090910.D Vial: 9
Acq On : 09-Sep-2009, 15:43 Operator: MD
Sample : 50ng/ml TO-11A S21-09080905 Inst : VWD
Misc : Multiplr: 1.00
IntFile : events.e
Quant Time: Sep 10 8:48 19109 Quant Results File: TO110909.RES

Method : J:\LC02\METHODS\TO110909.M (Chemstation Integrator)
Title : LC-1050 TO-11A ICAL
Last Update : Wed Sep 09 16:02:22 2009
Response via : Multiple Level Calibration



(9) o-Tolualdehyde
6.98min 50.342ng/ml m
response 113786

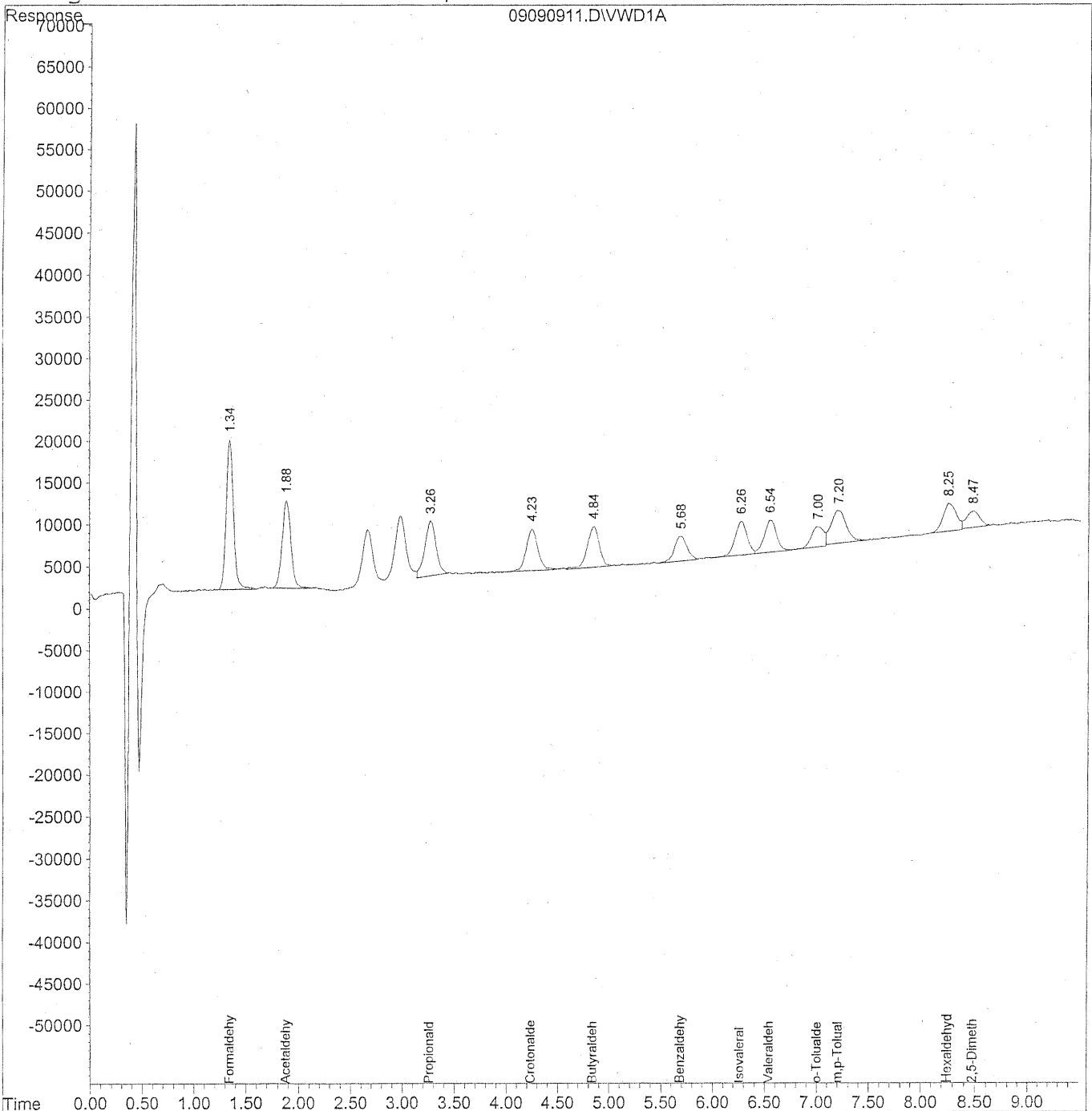
(Handwritten signatures and dates)
me
9/10/09
12
K29/10/09

Quantitation Report

Data File : J:\LC02\DATA\TO11A\2009_09\09\09090911.D Vial: 8
Acq On : 09-Sep-2009, 15:54 Operator: MD
Sample : 100ng/ml TO-11A S21-09080904 Inst : VWD
Misc : Multiplr: 1.00
IntFile : events.e
Quant Time: Sep 10 9:02 19109 Quant Results File: TO110909.RES

Quant Method : J:\LC02\METHODS\TO110909.M (Chemstation Integrator)
Title : LC-1050 TO-11A ICAL
Last Update : Wed Sep 09 16:02:22 2009
Response via : Multiple Level Calibration
DataAcq Meth : TO-11A.M

Volume Inj. : 3uL
Signal Phase : Supelcosil LC-18
Signal Info : 3.3cm x 3mm, 3um



Data File : J:\LC02\DATA\TO11A\2009_09\09\09090911.D Vial: 8
 Acq On : 09-Sep-2009, 15:54 Operator: MD
 Sample : 100ng/ml TO-11A S21-09080904 Inst : VWD
 Misc : Multiplr: 1.00
 IntFile : events.e
 Quant Time: Sep 10 9:02 19109 Quant Results File: TO110909.RES

Quant Method : J:\LC02\METHODS\TO110909.M (Chemstation Integrator)
 Title : LC-1050 TO-11A ICAL
 Last Update : Wed Sep 09 16:02:22 2009
 Response via : Initial Calibration
 DataAcq Meth : TO-11A.M

Volume Inj. : 3uL
 Signal Phase : Supelcosil LC-18
 Signal Info : 3.3cm x 3mm, 3um

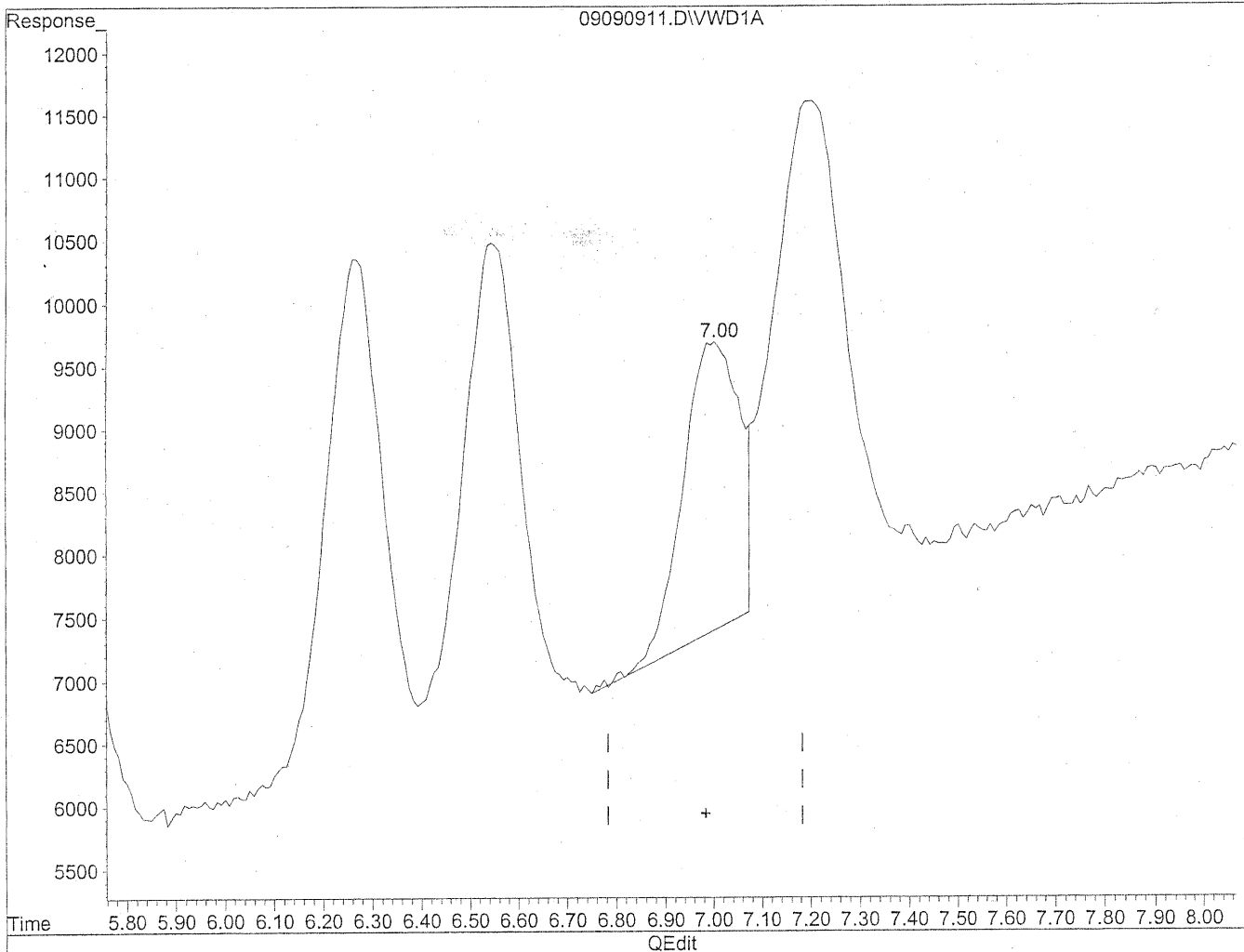
Compound	R.T.	Response	Conc Units

Target Compounds			
1) Formaldehyde	1.34	857936	93.340 ng/ml
2) Acetaldehyde	1.88	602866	90.745 ng/ml
3) Propionaldehyde	3.26	495705	95.023 ng/ml
4) Crotonaldehyde	4.24	389577	95.443 ng/ml
5) Butyraldehyde	4.84	390139	94.563 ng/ml
6) Benzaldehyde	5.68	249897	93.081 ng/ml
7) Isovaleraldehyde	6.27	323665	91.369 ng/ml
8) Valeraldehyde	6.55	320426	96.613 ng/ml
9) o-Tolualdehyde	7.00	207105	91.087 ng/mlm
10) m,p-Tolualdehyde	7.20	397976	171.466 ng/mlm
11) Hexaldehyde	8.25	282439	96.453 ng/mlm
12) 2,5-Dimethylbenzaldehyde	8.48	170783	86.876 ng/ml

Quantitation Report

Data File : J:\LC02\DATA\TO11A\2009_09\09\09090911.D Vial: 8
Acq On : 09-Sep-2009, 15:54 Operator: MD
Sample : 100ng/ml TO-11A S21-09080904 Inst : VWD
Misc : Multiplr: 1.00
IntFile : events.e
Quant Time: Sep 10 8:50 19109 Quant Results File: TO110909.RES

Method : J:\LC02\METHODS\TO110909.M (Chemstation Integrator)
Title : LC-1050 TO-11A ICAL
Last Update : Wed Sep 09 16:02:22 2009
Response via : Multiple Level Calibration

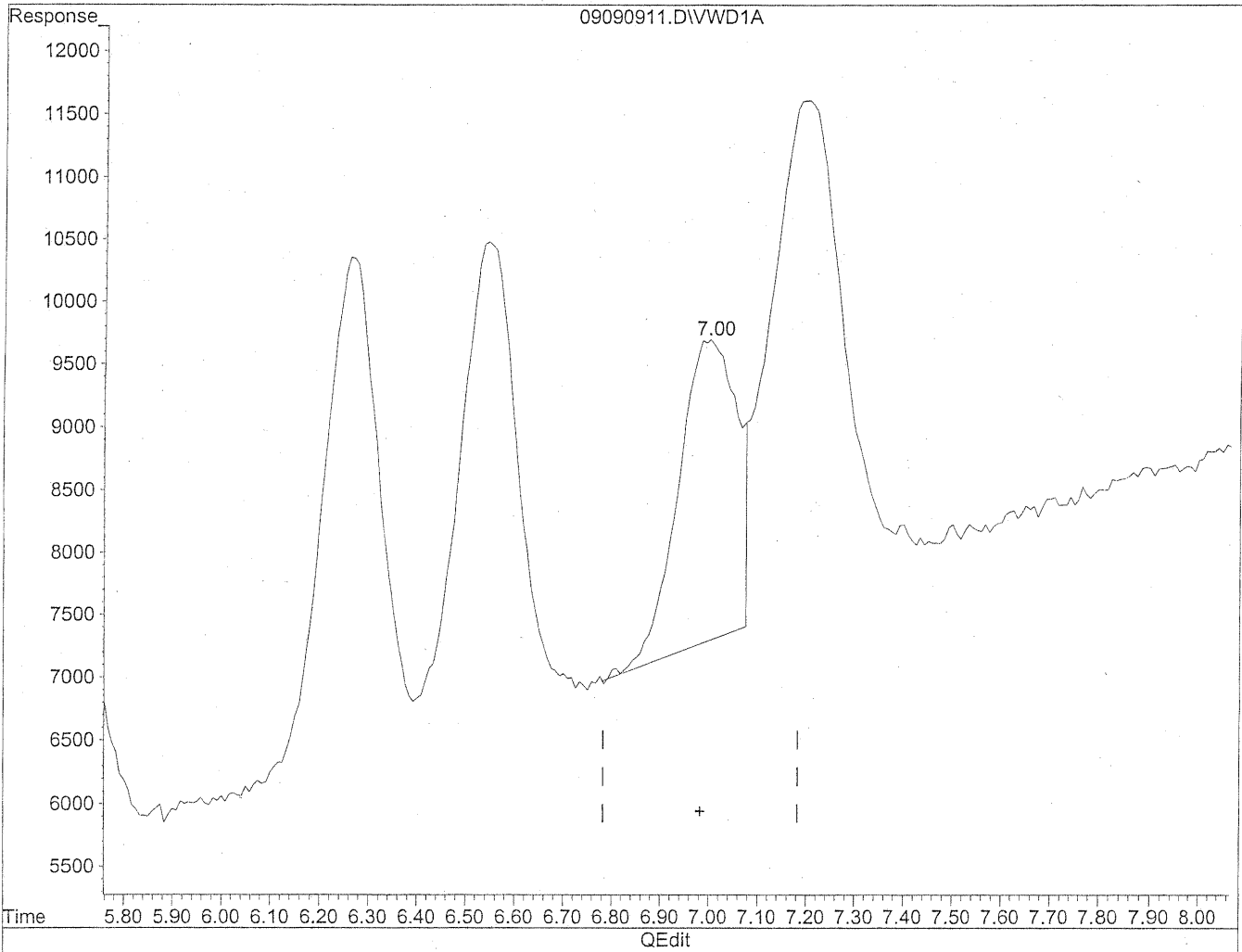


(9) o-Tolualdehyde
7.00min 80.006ng/ml
response 181910

Quantitation Report

Data File : J:\LC02\DATA\TO11A\2009_09\09\09090911.D Vial: 8
Acq On : 09-Sep-2009, 15:54 Operator: MD
Sample : 100ng/ml TO-11A S21-09080904 Inst : VWD
Misc : Multiplr: 1.00
IntFile : events.e
Quant Time: Sep 10 8:50 19109 Quant Results File: TO110909.RES

Method : J:\LC02\METHODS\TO110909.M (Chemstation Integrator)
Title : LC-1050 TO-11A ICAL
Last Update : Wed Sep 09 16:02:22 2009
Response via : Multiple Level Calibration



(9) o-Tolualdehyde
7.00min 91.087ng/ml m
response 207105

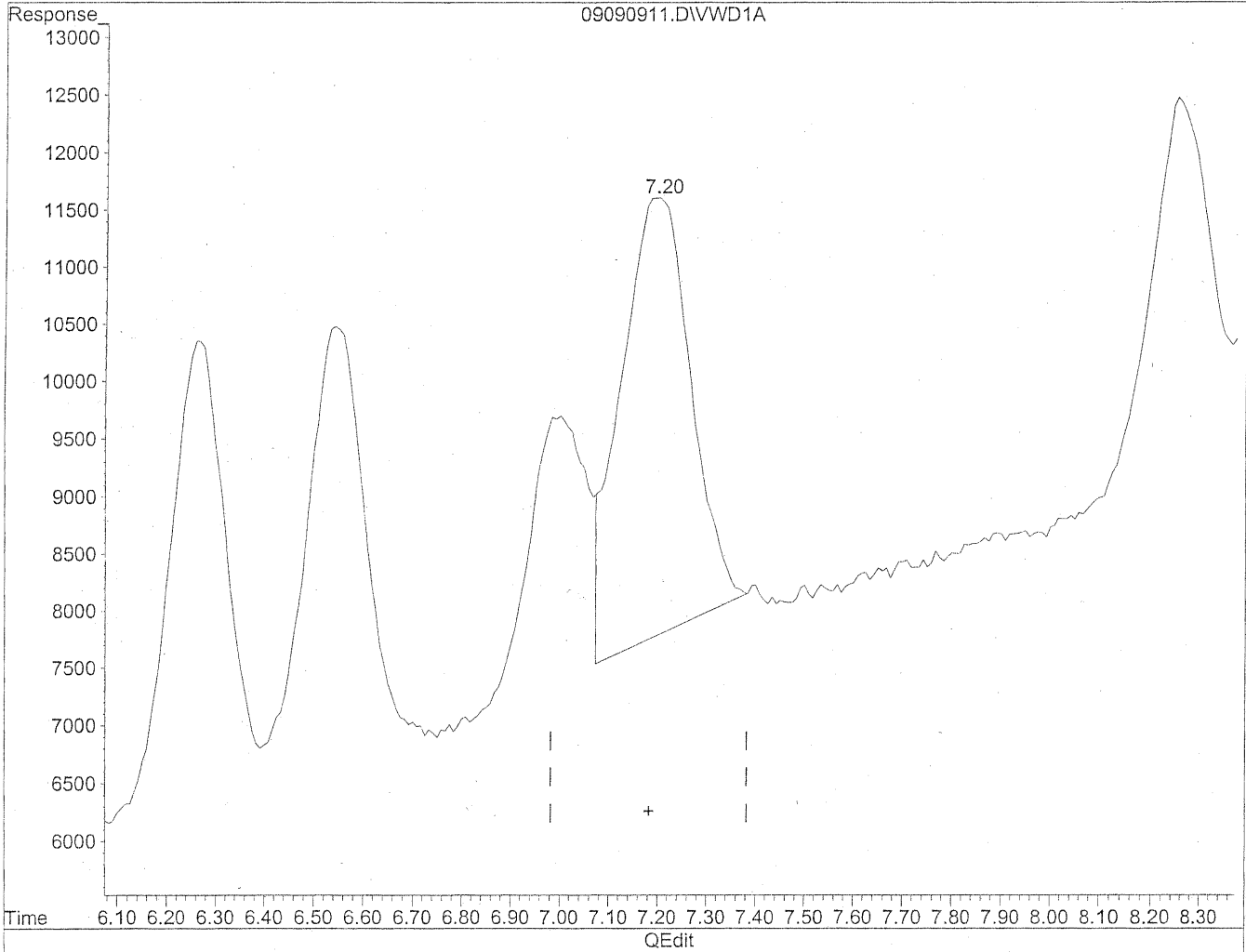
(Handwritten signature)
9/10/09
12

(Handwritten signature)
9/10/09

Quantitation Report

Data File : J:\LC02\DATA\TO11A\2009_09\09\09090911.D Vial: 8
Acq On : 09-Sep-2009, 15:54 Operator: MD
Sample : 100ng/ml TO-11A S21-09080904 Inst : VWD
Misc : Multiplr: 1.00
IntFile : events.e
Quant Time: Sep 10 8:50 19109 Quant Results File: TO110909.RES

Method : J:\LC02\METHODS\TO110909.M (Chemstation Integrator)
Title : LC-1050 TO-11A ICAL
Last Update : Wed Sep 09 16:02:22 2009
Response via : Multiple Level Calibration

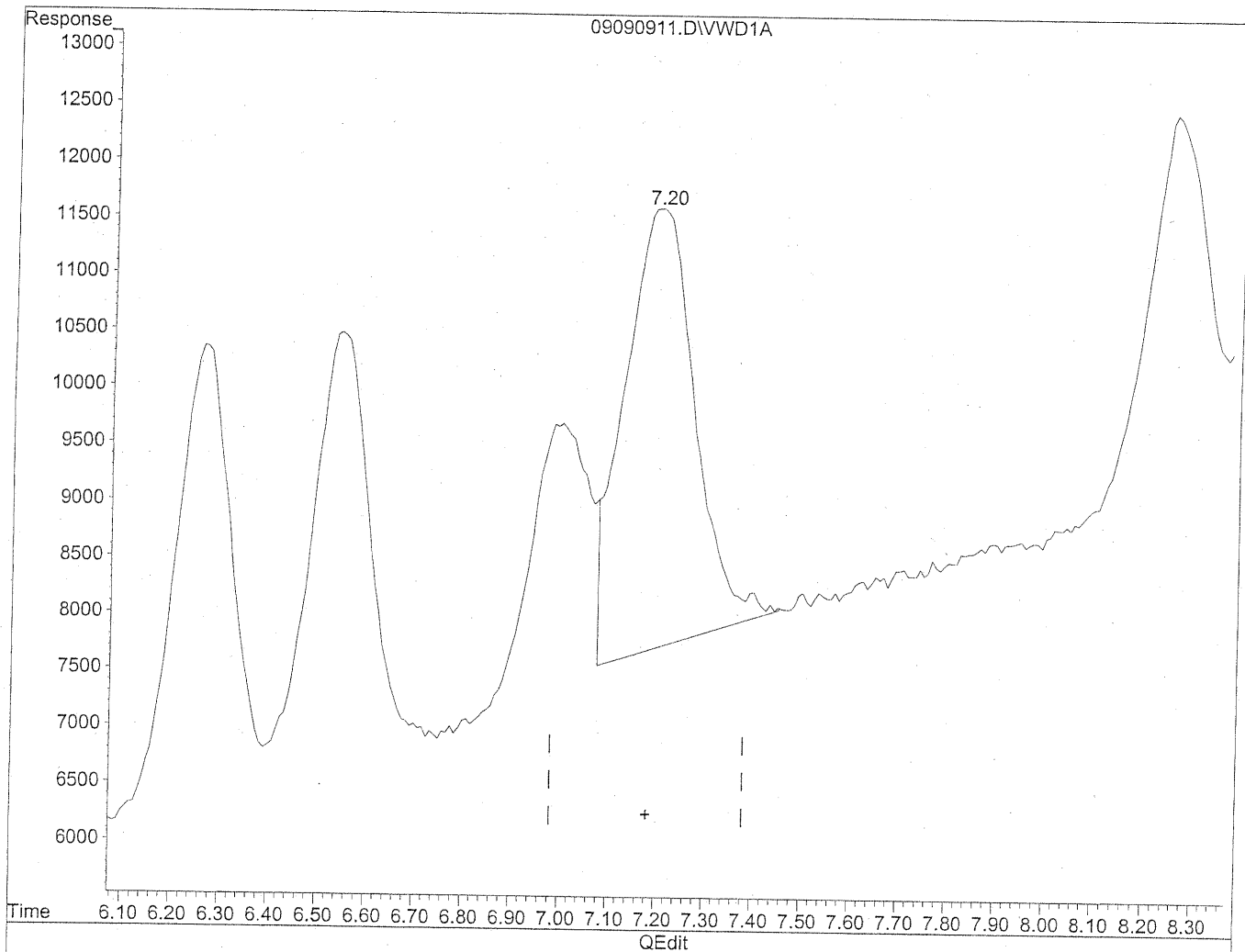


(10) m,p-Tolualdehyde
7.20min 165.581ng/ml
response 384316

Quantitation Report

Data File : J:\LC02\DATA\TO11A\2009_09\09\09090911.D Vial: 8
Acq On : 09-Sep-2009, 15:54 Operator: MD
Sample : 100ng/ml TO-11A S21-09080904 Inst : VWD
Misc : Multiplr: 1.00
IntFile : events.e
Quant Time: Sep 10 8:50 19109 Quant Results File: TO110909.RES

Method : J:\LC02\METHODS\TO110909.M (Chemstation Integrator)
Title : LC-1050 TO-11A ICAL
Last Update : Wed Sep 09 16:02:22 2009
Response via : Multiple Level Calibration



(10) m,p-Tolualdehyde
7.20min 171.466ng/ml m
response 397976

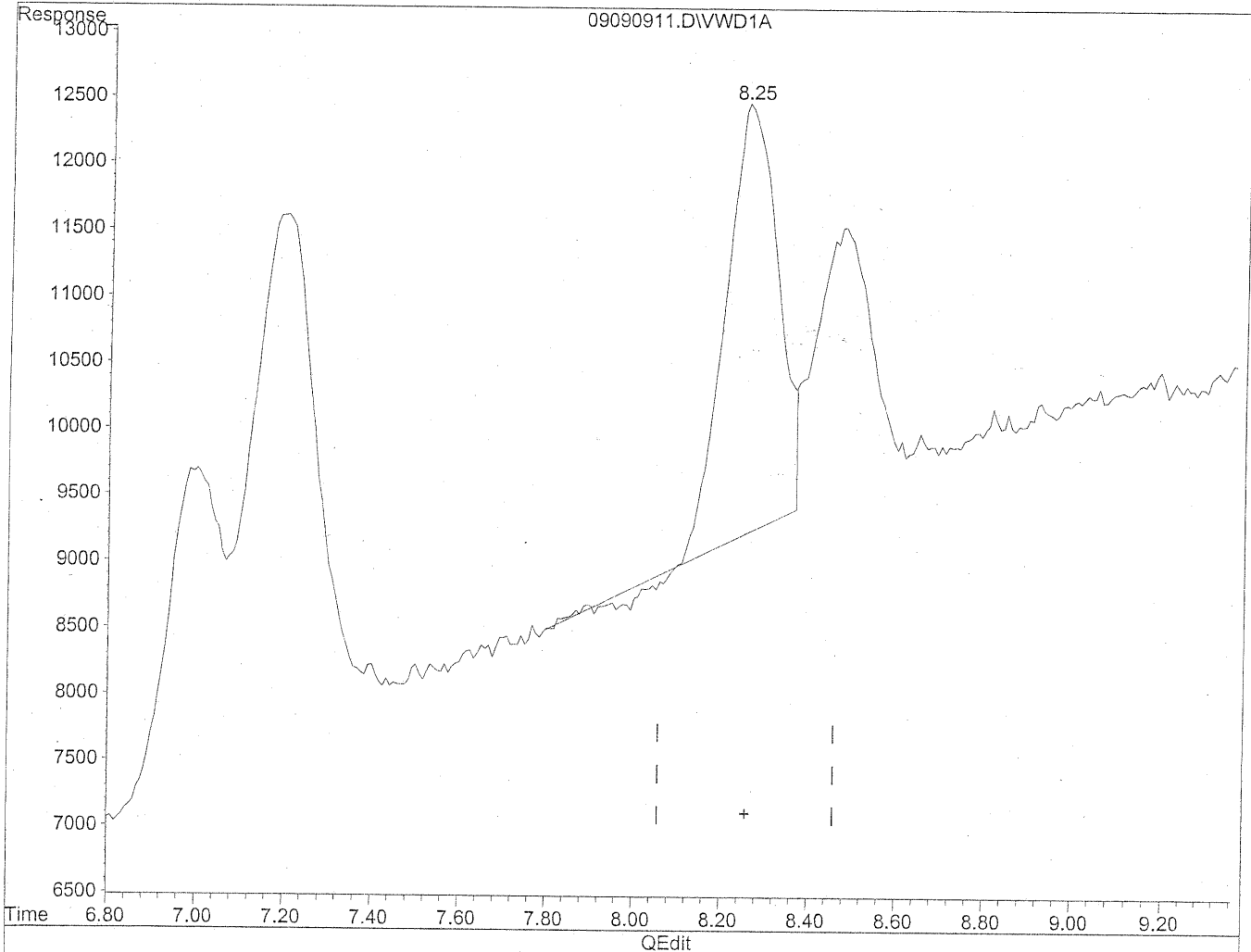
MD
9/10/09
12

KE 9/10/09

Quantitation Report

Data File : J:\LC02\DATA\TO11A\2009_09\09\09090911.D Vial: 8
Acq On : 09-Sep-2009, 15:54 Operator: MD
Sample : 100ng/ml TO-11A S21-09080904 Inst : VWD
Misc : Multiplr: 1.00
IntFile : events.e
Quant Time: Sep 10 8:50 19109 Quant Results File: TO110909.RES

Method : J:\LC02\METHODS\TO110909.M (Chemstation Integrator)
Title : LC-1050 TO-11A ICAL
Last Update : Wed Sep 09 16:02:22 2009
Response via : Multiple Level Calibration

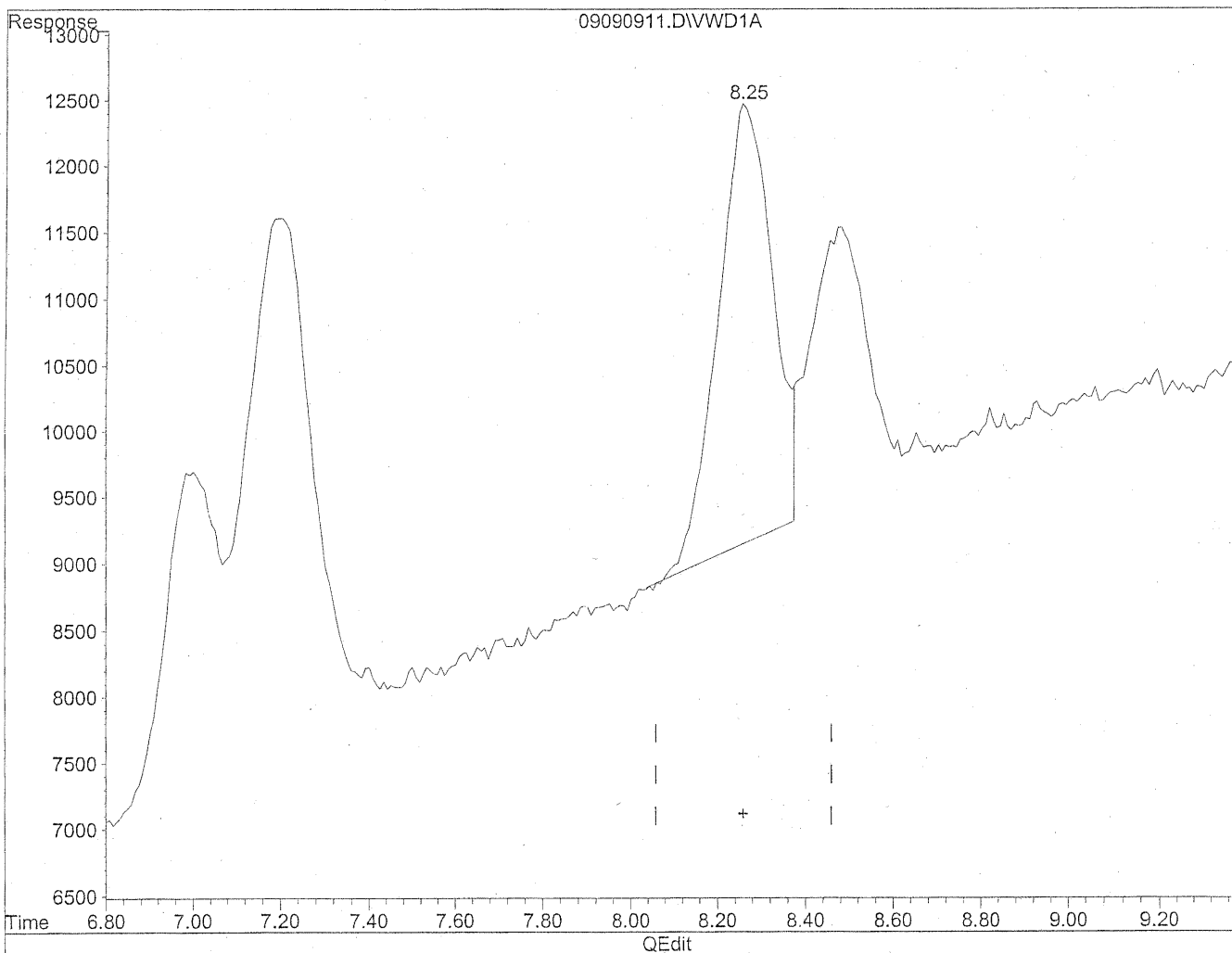


(11) Hexaldehyde
8.25min 88.073ng/ml
response 257900

Quantitation Report

Data File : J:\LC02\DATA\TO11A\2009_09\09\09090911.D Vial: 8
Acq On : 09-Sep-2009, 15:54 Operator: MD
Sample : 100ng/ml TO-11A S21-09080904 Inst : VWD
Misc : Multiplr: 1.00
IntFile : events.e
Quant Time: Sep 10 8:50 19109 Quant Results File: TO110909.RES

Method : J:\LC02\METHODS\TO110909.M (Chemstation Integrator)
Title : LC-1050 TO-11A ICAL
Last Update : Wed Sep 09 16:02:22 2009
Response via : Multiple Level Calibration



(11) Hexaldehyde
8.25min 96.453ng/ml m
response 282439

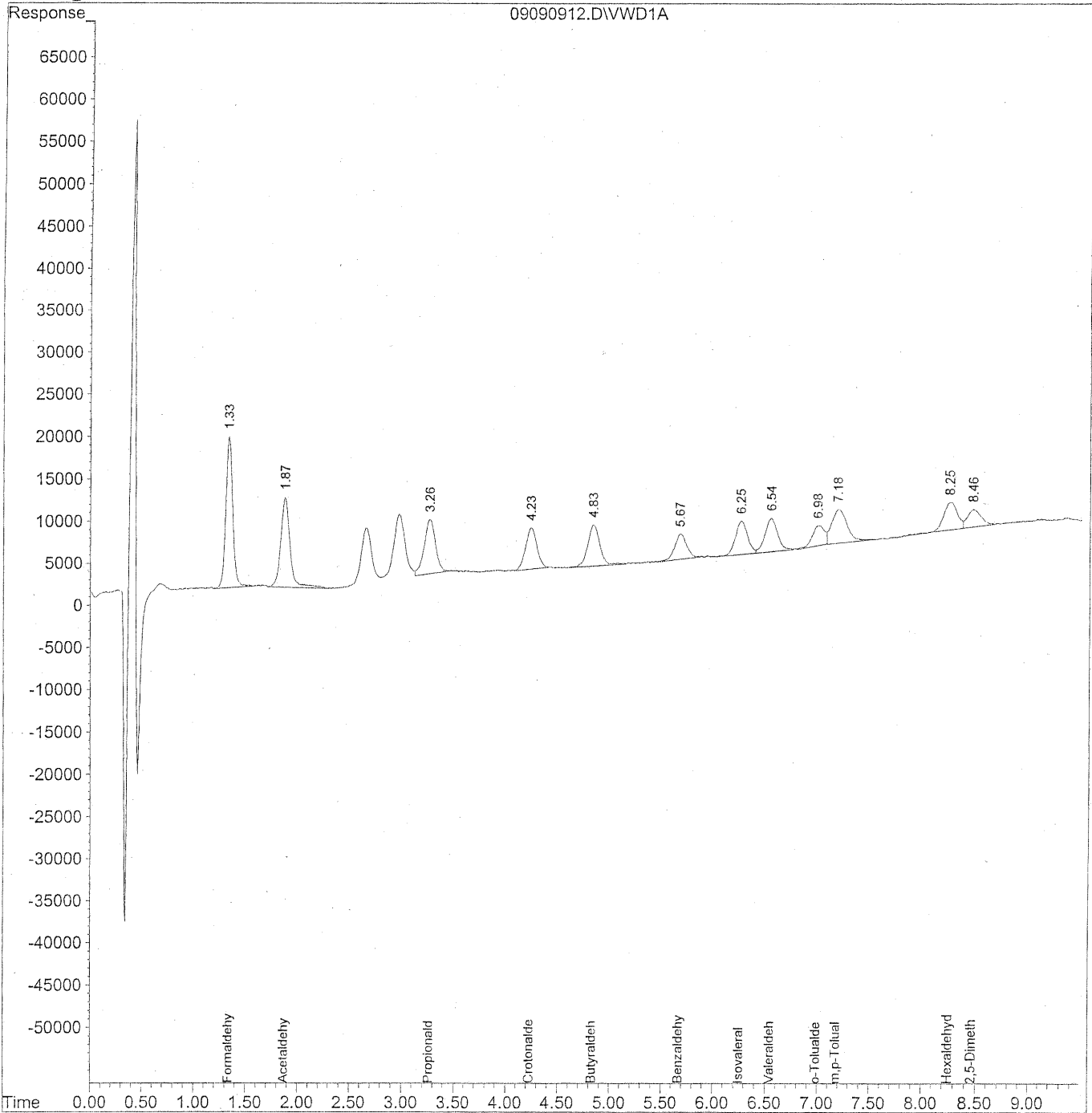
MD
9/10/09
12
12/9/10/09

Quantitation Report

Data File : J:\LC02\DATA\TO11A\2009_09\09\09090912.D Vial: 8
Acq On : 09-Sep-2009, 16:06 Operator: MD
Sample : 100ng/ml TO-11A S21-09080904 Inst : VWD
Misc : Multiplr: 1.00
IntFile : events.e
Quant Time: Sep 10 8:51 19109 Quant Results File: TO110909.RES

Quant Method : J:\LC02\METHODS\TO110909.M (Chemstation Integrator)
Title : LC-1050 TO-11A ICAL
Last Update : Wed Sep 09 16:02:22 2009
Response via : Multiple Level Calibration
DataAcq Meth : TO-11A.M

Volume Inj. : 3uL
Signal Phase : Supelcosil LC-18
Signal Info : 3.3cm x 3mm, 3um



174

Data File : J:\LC02\DATA\TO11A\2009_09\09\09090912.D Vial: 8
 Acq On : 09-Sep-2009, 16:06 Operator: MD
 Sample : 100ng/ml TO-11A S21-09080904 Inst : VWD
 Misc : Multiplr: 1.00
 IntFile : events.e
 Quant Time: Sep 10 8:51 19109 Quant Results File: TO110909.RES

Quant Method : J:\LC02\METHODS\TO110909.M (Chemstation Integrator)
 Title : LC-1050 TO-11A ICAL
 Last Update : Wed Sep 09 16:02:22 2009
 Response via : Initial Calibration
 DataAcq Meth : TO-11A.M

Volume Inj. : 3uL
 Signal Phase : Supelcosil LC-18
 Signal Info : 3.3cm x 3mm, 3um

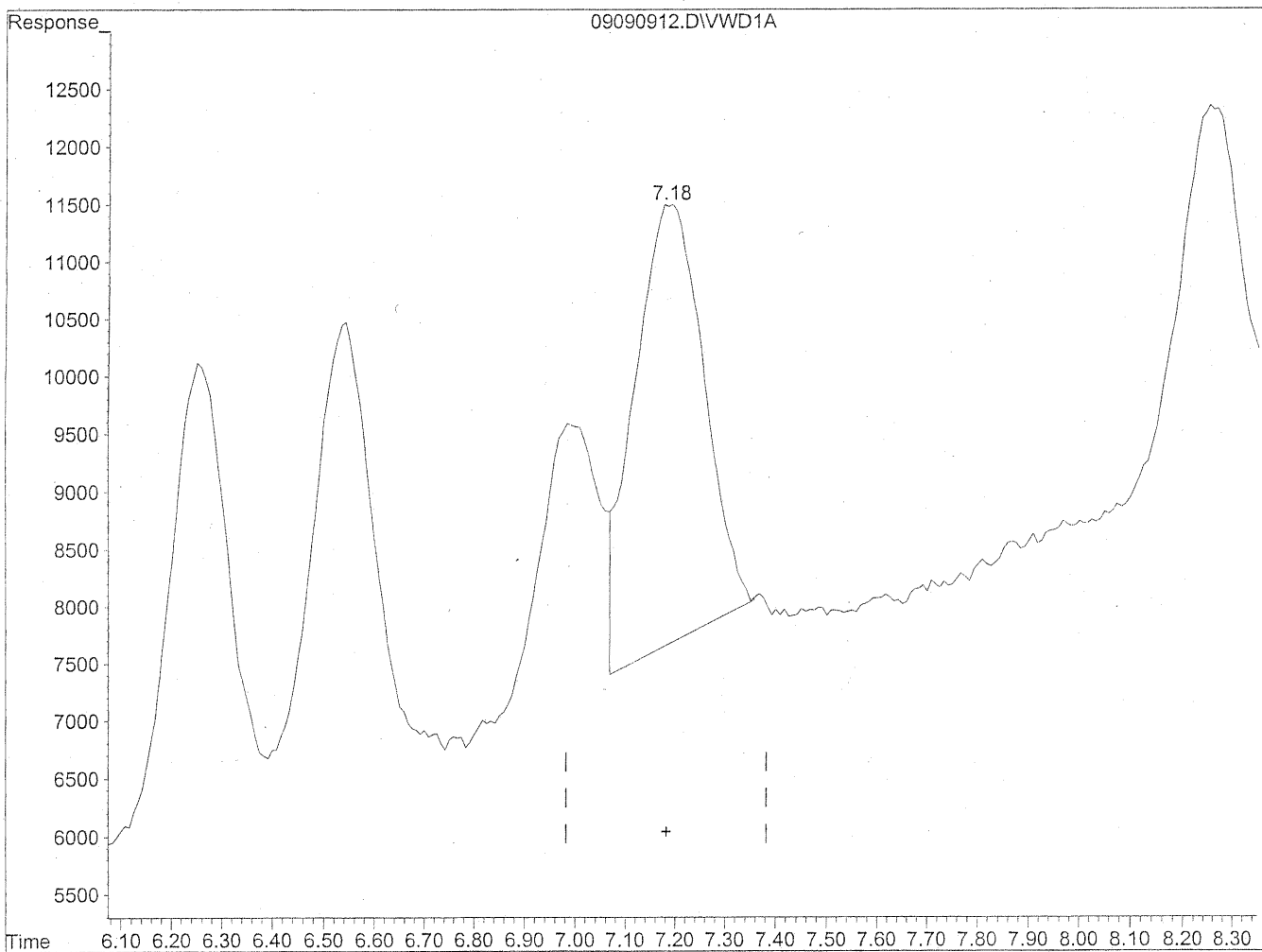
Compound	R.T.	Response	Conc Units

Target Compounds			
1) Formaldehyde	1.33	856527	95.214 ng/ml
2) Acetaldehyde	1.87	664731	103.021 ng/ml
3) Propionaldehyde	3.26	489979	96.720 ng/ml
4) Crotonaldehyde	4.23	375407	93.706 ng/ml
5) Butyraldehyde	4.83	399611	98.840 ng/ml
6) Benzaldehyde	5.67	241433	91.160 ng/ml
7) Isovaleraldehyde	6.26	313564	91.728 ng/ml
8) Valeraldehyde	6.54	335005	102.594 ng/ml
9) o-Tolualdehyde	6.99	188768	88.367 ng/ml
10) m,p-Tolualdehyde	7.18	416110	187.485 ng/mlm
11) Hexaldehyde	8.26	285615	98.813 ng/ml
12) 2,5-Dimethylbenzaldehyde	8.47	182724	97.357 ng/ml

Quantitation Report

Data File : J:\LC02\DATA\TO11A\2009_09\09\09090912.D Vial: 8
Acq On : 09-Sep-2009, 16:06 Operator: MD
Sample : 100ng/ml TO-11A S21-09080904 Inst : VWD
Misc : Multiplr: 1.00
IntFile : events.e
Quant Time: Sep 10 8:50 19109 Quant Results File: TO110909.RES

Method : J:\LC02\METHODS\TO110909.M (Chemstation Integrator)
Title : LC-1050 TO-11A ICAL
Last Update : Wed Sep 09 16:02:22 2009
Response via : Multiple Level Calibration

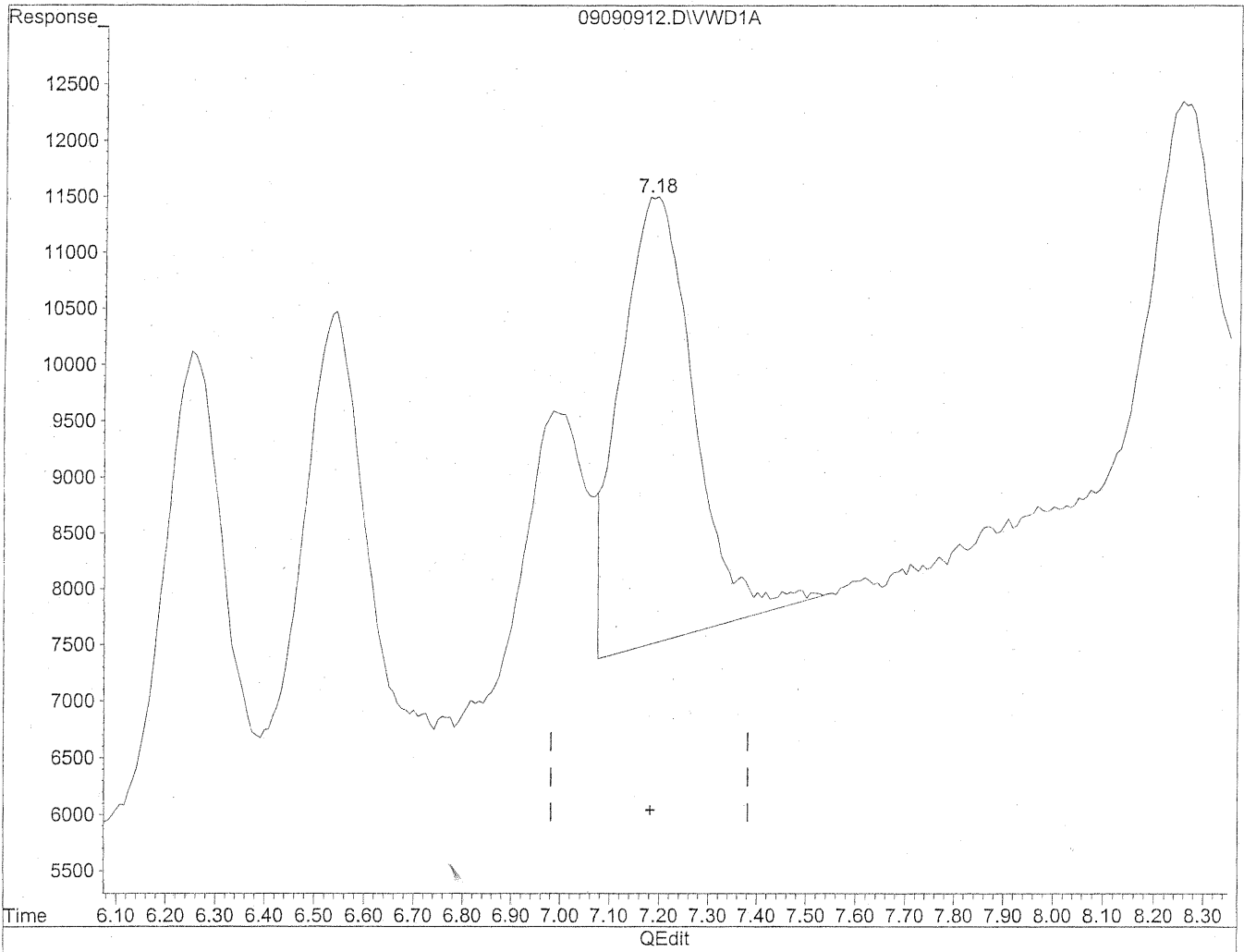


(10) m,p-Tolualdehyde
7.19min 169.858ng/ml
response 376988

Quantitation Report

Data File : J:\LC02\DATA\TO11A\2009_09\09\09090912.D Vial: 8
Acq On : 09-Sep-2009, 16:06 Operator: MD
Sample : 100ng/ml TO-11A S21-09080904 Inst : VWD
Misc : Multiplr: 1.00
IntFile : events.e
Quant Time: Sep 10 8:50 19109 Quant Results File: TO110909.RES

Method : J:\LC02\METHODS\TO110909.M (Chemstation Integrator)
Title : LC-1050 TO-11A ICAL
Last Update : Wed Sep 09 16:02:22 2009
Response via : Multiple Level Calibration



(10) m,p-Tolualdehyde
7.18min 187.485ng/ml m
response 416110

(MD)
9/10/09
PC

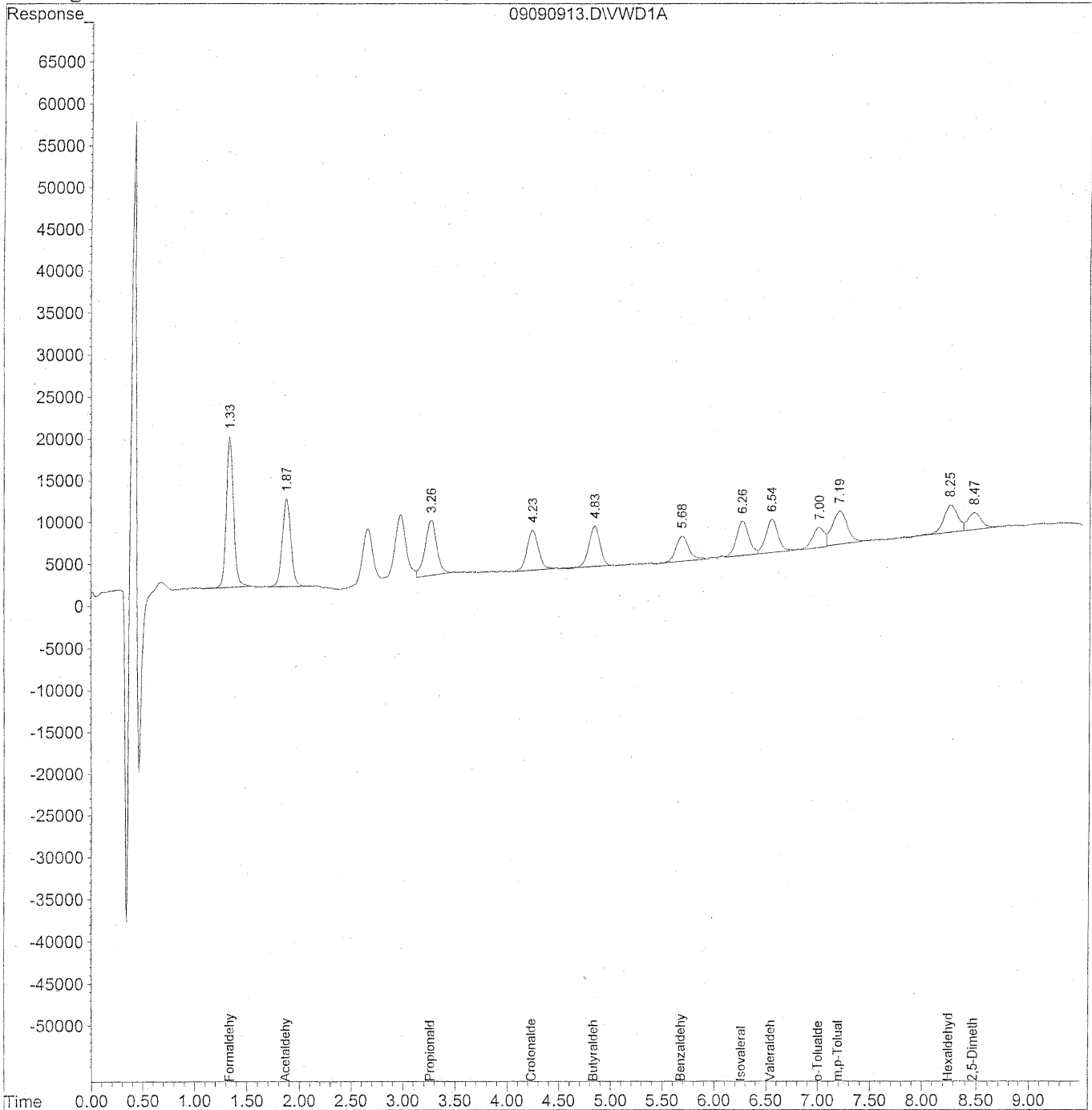
229/10/09

Quantitation Report

Data File : J:\LC02\DATA\TO11A\2009_09\09\09090913.D Vial: 8
Acq On : 09-Sep-2009, 16:17 Operator: MD
Sample : 100ng/ml TO-11A S21-09080904 Inst : VWD
Misc : Multiplr: 1.00
IntFile : events.e
Quant Time: Sep 10 9:02 19109 Quant Results File: TO110909.RES

Quant Method : J:\LC02\METHODS\TO110909.M (Chemstation Integrator)
Title : LC-1050 TO-11A ICAL
Last Update : Wed Sep 09 16:02:22 2009
Response via : Multiple Level Calibration
DataAcq Meth : TO-11A.M

Volume Inj. : 3uL
Signal Phase : Supelcosil LC-18
Signal Info : 3.3cm x 3mm, 3um



Data File : J:\LC02\DATA\TO11A\2009_09\09\09090913.D Vial: 8
 Acq On : 09-Sep-2009, 16:17 Operator: MD
 Sample : 100ng/ml TO-11A S21-09080904 Inst : VWD
 Misc : Multiplr: 1.00
 IntFile : events.e
 Quant Time: Sep 10 9:02 19109 Quant Results File: TO110909.RES

Quant Method : J:\LC02\METHODS\TO110909.M (Chemstation Integrator)
 Title : LC-1050 TO-11A ICAL
 Last Update : Wed Sep 09 16:02:22 2009
 Response via : Initial Calibration
 DataAcq Meth : TO-11A.M

Volume Inj. : 3uL
 Signal Phase : Supelcosil LC-18
 Signal Info : 3.3cm x 3mm, 3um

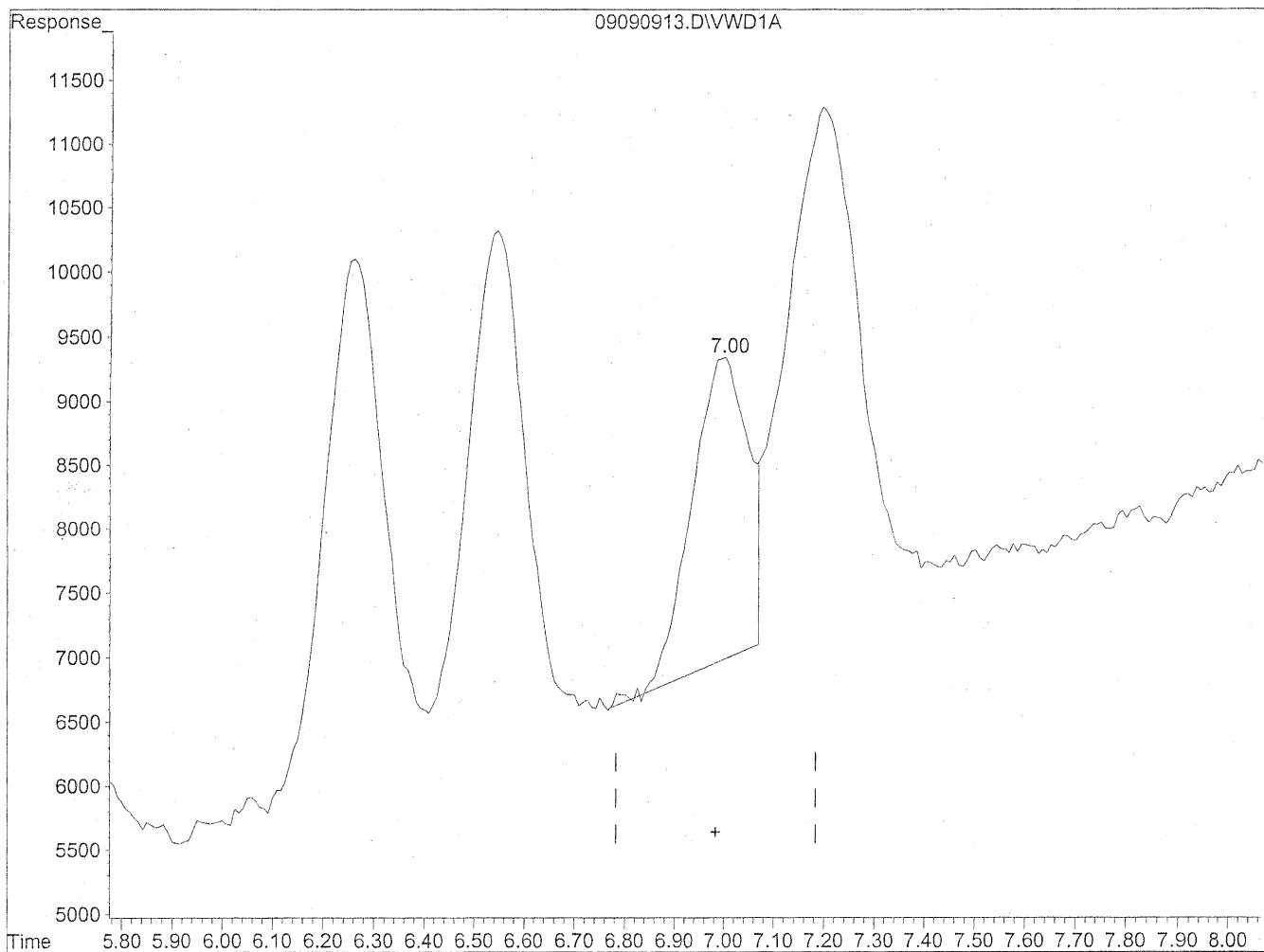
Compound	R.T.	Response	Conc Units

Target Compounds			
1) Formaldehyde	1.34	864000	96.057 ng/ml
2) Acetaldehyde	1.87	602096	92.574 ng/ml
3) Propionaldehyde	3.26	512978	101.355 ng/ml
4) Crotonaldehyde	4.24	373596	93.529 ng/ml
5) Butyraldehyde	4.84	358623	88.529 ng/ml
6) Benzaldehyde	5.68	261486	98.995 ng/ml
7) Isovaleraldehyde	6.26	340775	99.934 ng/ml
8) Valeraldehyde	6.54	327561	99.943 ng/ml
9) o-Tolualdehyde	7.00	198353	92.606 ng/mlm
10) m,p-Tolualdehyde	7.20	403186	181.045 ng/ml
11) Hexaldehyde	8.26	288074	99.573 ng/ml
12) 2,5-Dimethylbenzaldehyde	8.47	174836	92.662 ng/ml

Quantitation Report

Data File : J:\LC02\DATA\TO11A\2009_09\09\09090913.D Vial: 8
Acq On : 09-Sep-2009, 16:17 Operator: MD
Sample : 100ng/ml TO-11A S21-09080904 Inst : VWD
Misc : Multiplr: 1.00
IntFile : events.e
Quant Time: Sep 10 8:51 19109 Quant Results File: TO110909.RES

Method : J:\LC02\METHODS\TO110909.M (Chemstation Integrator)
Title : LC-1050 TO-11A ICAL
Last Update : Thu Sep 10 09:02:40 2009
Response via : Multiple Level Calibration



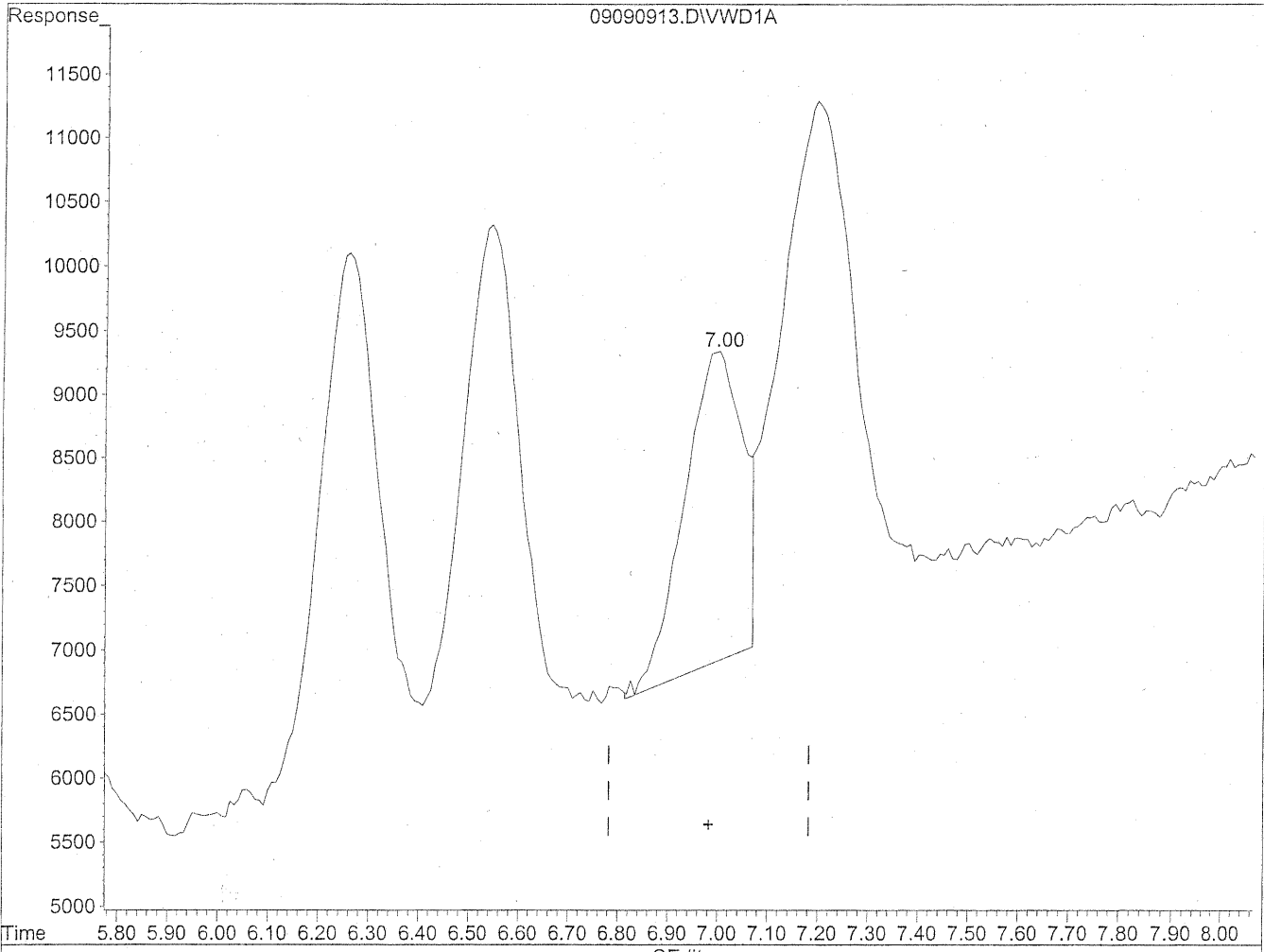
(9) o-Tolualdehyde
7.00min 84.692ng/ml
response 181403

(+) = Expected Retention Time

Quantitation Report

Data File : J:\LC02\DATA\TO11A\2009_09\09\09090913.D Vial: 8
Acq On : 09-Sep-2009, 16:17 Operator: MD
Sample : 100ng/ml TO-11A S21-09080904 Inst : VWD
Misc : Multiplr: 1.00
IntFile : events.e
Quant Time: Sep 10 8:51 19109 Quant Results File: TO110909.RES

Method : J:\LC02\METHODS\TO110909.M (Chemstation Integrator)
Title : LC-1050 TO-11A ICAL
Last Update : Thu Sep 10 09:02:40 2009
Response via : Multiple Level Calibration



(9) o-Tolualdehyde
7.00min 92.606ng/ml m
response 198353

MD
9/10/09
RV
K29/10/09

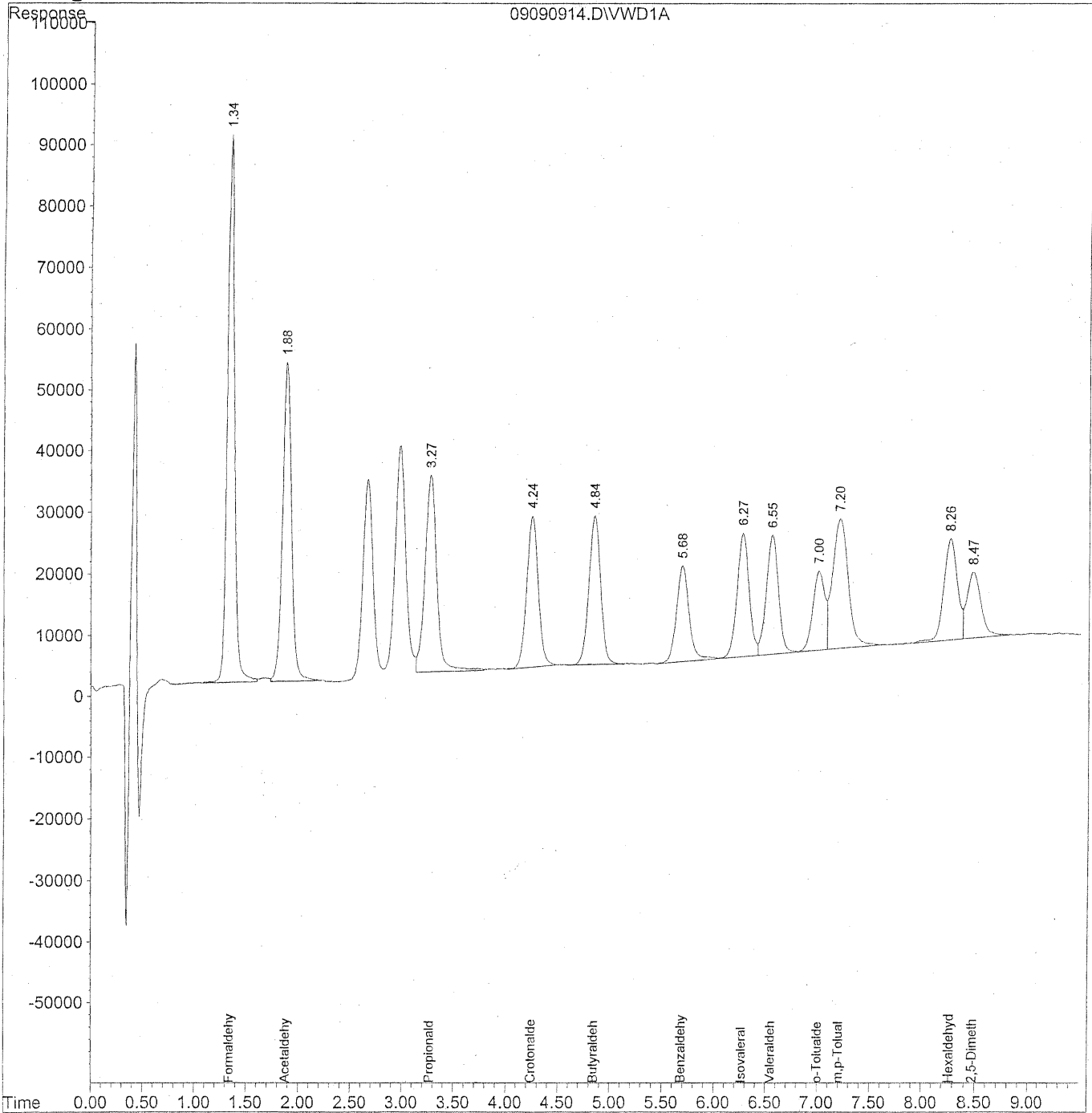
(+) = Expected Retention Time

Quantitation Report

Data File : J:\LC02\DATA\TO11A\2009_09\09\09090914.D Vial: 7
Acq On : 09-Sep-2009, 16:29 Operator: MD
Sample : 500ng/ml TO-11A S21-09080903 Inst : VWD
Misc : Multiplr: 1.00
IntFile : events.e
Quant Time: Sep 10 8:52 19109 Quant Results File: TO110909.RES

Quant Method : J:\LC02\METHODS\TO110909.M (Chemstation Integrator)
Title : LC-1050 TO-11A ICAL
Last Update : Wed Sep 09 16:02:22 2009
Response via : Multiple Level Calibration
DataAcq Meth : TO-11A.M

Volume Inj. : 3uL
Signal Phase : Supelcosil LC-18
Signal Info : 3.3cm x 3mm, 3um



Data File : J:\LC02\DATA\TO11A\2009_09\09\09090914.D Vial: 7
 Acq On : 09-Sep-2009, 16:29 Operator: MD
 Sample : 500ng/ml TO-11A S21-09080903 Inst : VWD
 Misc : Multiplr: 1.00
 IntFile : events.e
 Quant Time: Sep 10 8:52 19109 Quant Results File: TO110909.RES

Quant Method : J:\LC02\METHODS\TO110909.M (Chemstation Integrator)
 Title : LC-1050 TO-11A ICAL
 Last Update : Wed Sep 09 16:02:22 2009
 Response via : Initial Calibration
 DataAcq Meth : TO-11A.M

Volume Inj. : 3uL
 Signal Phase : Supelcosil LC-18
 Signal Info : 3.3cm x 3mm, 3um

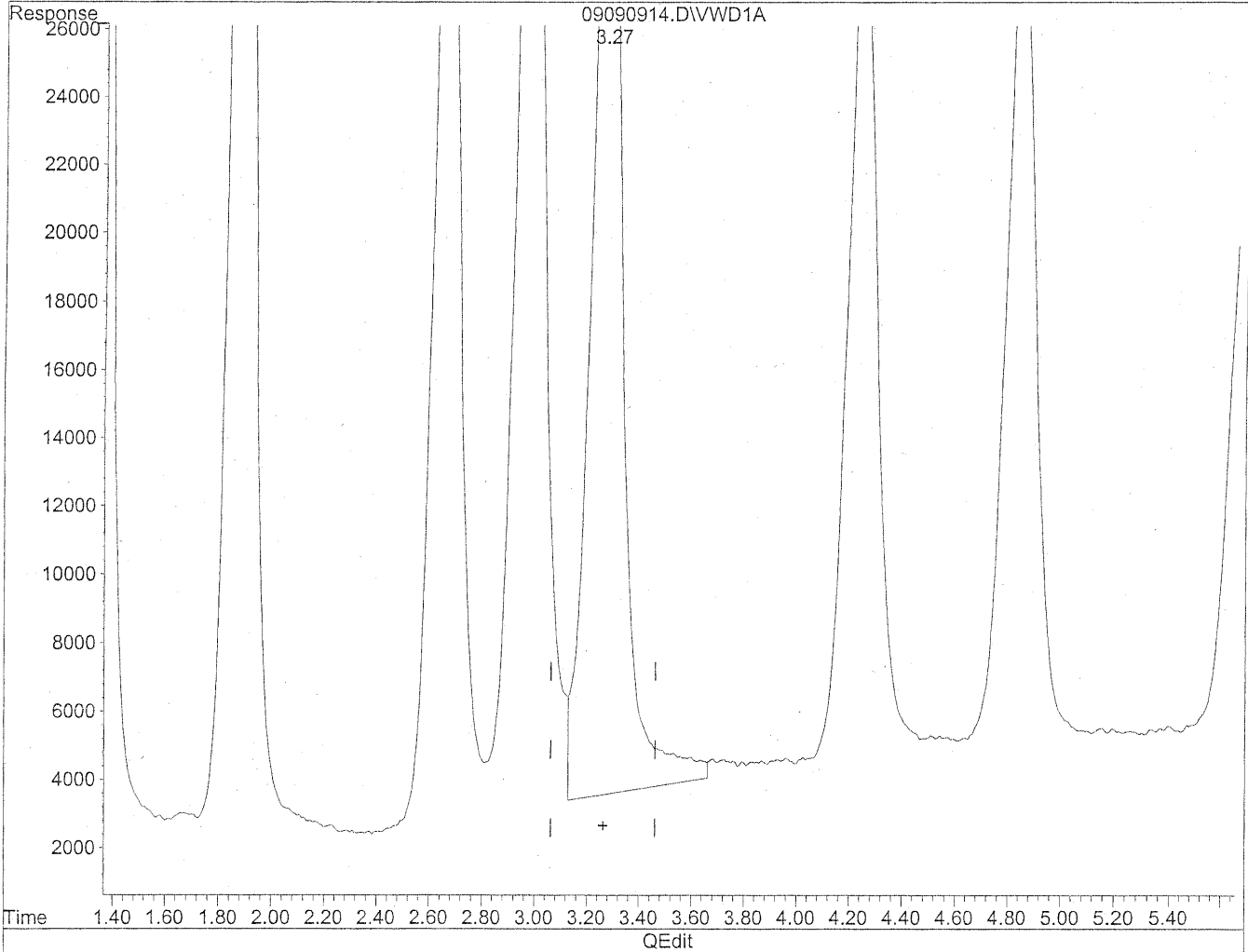
Compound	R.T.	Response	Conc Units

Target Compounds			
1) Formaldehyde	1.34	4290125	476.763 ng/ml
2) Acetaldehyde	1.88	3109621	479.414 ng/ml
3) Propionaldehyde	3.27	2494796	491.839 ng/mlm
4) Crotonaldehyde	4.24	1900371	476.346 ng/ml
5) Butyraldehyde	4.84	1886701	468.075 ng/ml
6) Benzaldehyde	5.69	1323186	499.277 ng/ml
7) Isovaleraldehyde	6.27	1631123	476.614 ng/ml
8) Valeraldehyde	6.55	1598180	487.637 ng/ml
9) o-Tolualdehyde	7.00	1023918	478.529 ng/ml
10) m,p-Tolualdehyde	7.20	2205841	990.981 ng/ml
11) Hexaldehyde	8.27	1425262	492.260 ng/ml
12) 2,5-Dimethylbenzaldehyde	8.48	964881	511.672 ng/ml

Quantitation Report

Data File : J:\LC02\DATA\TO11A\2009_09\09\09090914.D Vial: 7
Acq On : 09-Sep-2009, 16:29 Operator: MD
Sample : 500ng/ml TO-11A S21-09080903 Inst : VWD
Misc : Multiplr: 1.00
IntFile : events.e
Quant Time: Sep 10 8:52 19109 Quant Results File: TO110909.RES

Method : J:\LC02\METHODS\TO110909.M (Chemstation Integrator)
Title : LC-1050 TO-11A ICAL
Last Update : Wed Sep 09 16:02:22 2009
Response via : Multiple Level Calibration

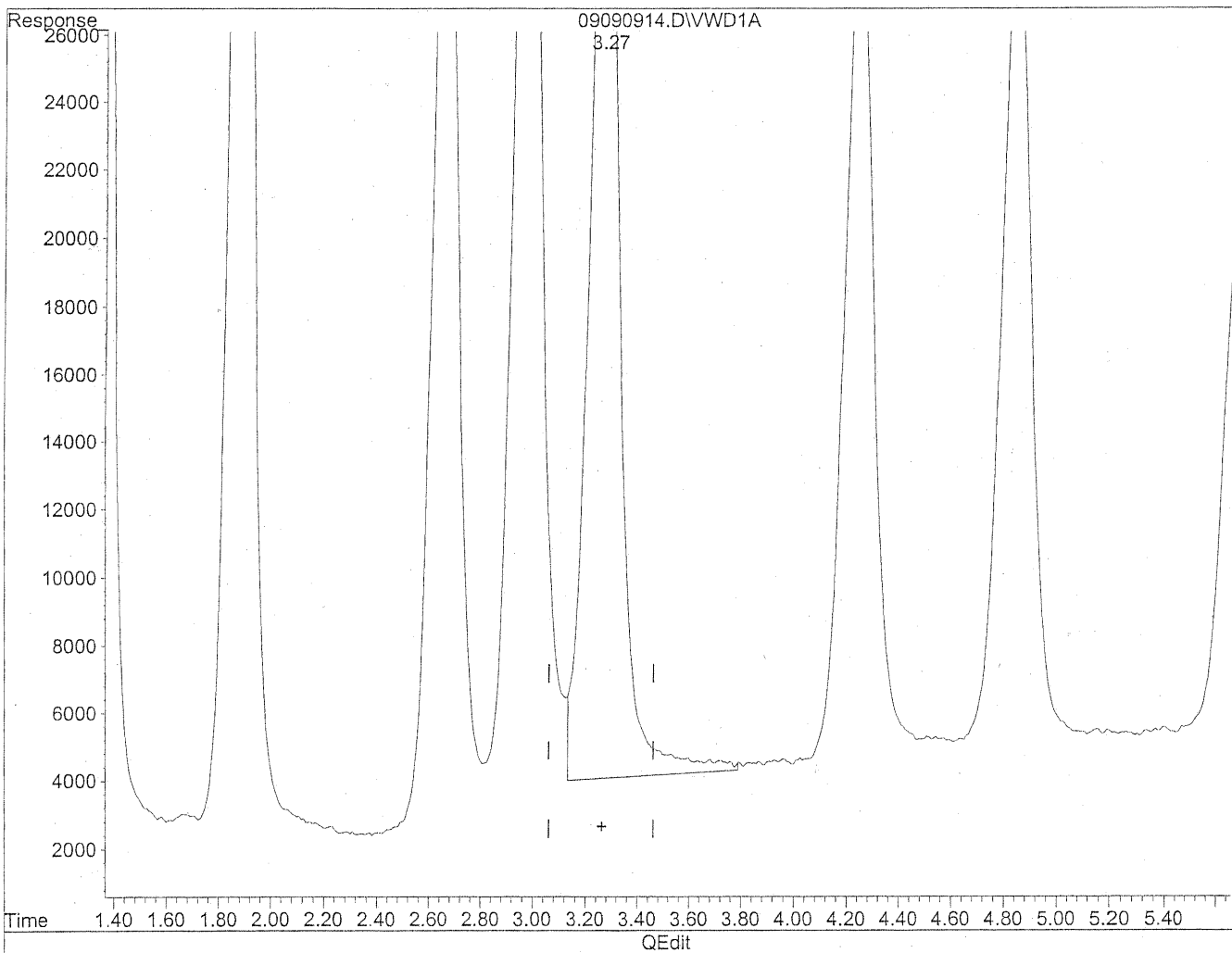


(3) Propionaldehyde
3.27min 515.231ng/ml
response 2613453

Quantitation Report

Data File : J:\LC02\DATA\TO11A\2009_09\09\09090914.D Vial: 7
Acq On : 09-Sep-2009, 16:29 Operator: MD
Sample : 500ng/ml TO-11A S21-09080903 Inst : VWD
Misc : Multiplr: 1.00
IntFile : events.e
Quant Time: Sep 10 8:52 19109 Quant Results File: TO110909.RES

Method : J:\LC02\METHODS\TO110909.M (Chemstation Integrator)
Title : LC-1050 TO-11A ICAL
Last Update : Wed Sep 09 16:02:22 2009
Response via : Multiple Level Calibration



(3) Propionaldehyde
3.27min 491.839ng/ml m
response 2494796

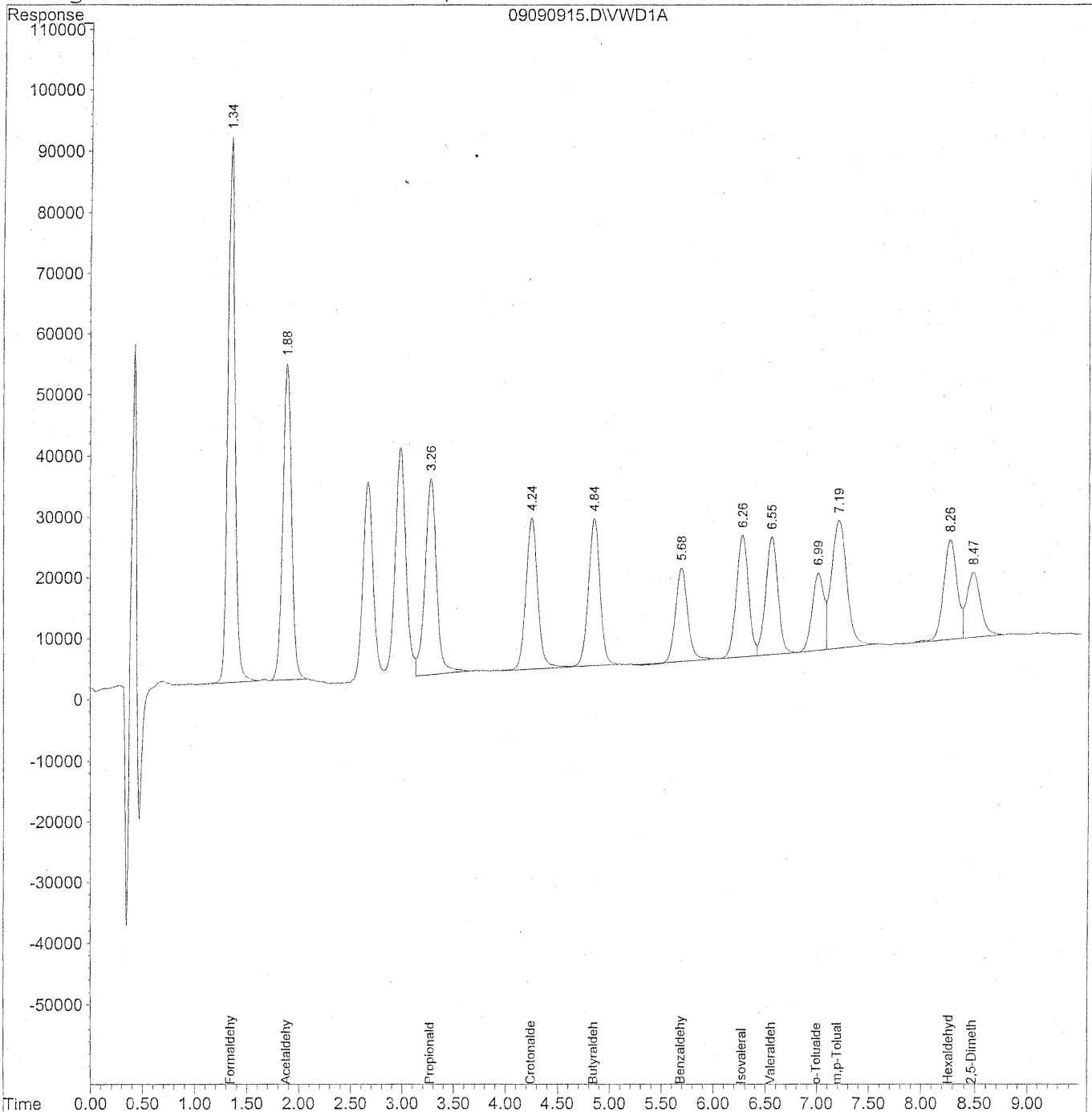
MD
9/10/09
BZ
12/9/09

Quantitation Report

Data File : J:\LC02\DATA\TO11A\2009_09\09\09090915.D Vial: 7
Acq On : 09-Sep-2009, 16:40 Operator: MD
Sample : 500ng/ml TO-11A S21-09080903 Inst : VWD
Misc : Multiplr: 1.00
IntFile : events.e
Quant Time: Sep 10 8:53 19109 Quant Results File: TO110909.RES

Quant Method : J:\LC02\METHODS\TO110909.M (Chemstation Integrator)
Title : LC-1050 TO-11A ICAL
Last Update : Wed Sep 09 16:02:22 2009
Response via : Multiple Level Calibration
DataAcq Meth : TO-11A.M

Volume Inj. : 3uL
Signal Phase : Supelcosil LC-18
Signal Info : 3.3cm x 3mm, 3um



Data File : J:\LC02\DATA\TO11A\2009_09\09\09090915.D Vial: 7
 Acq On : 09-Sep-2009, 16:40 Operator: MD
 Sample : 500ng/ml TO-11A S21-09080903 Inst : VWD
 Misc : Multiplr: 1.00
 IntFile : events.e
 Quant Time: Sep 10 8:53 19109 Quant Results File: TO110909.RES

Quant Method : J:\LC02\METHODS\TO110909.M (Chemstation Integrator)
 Title : LC-1050 TO-11A ICAL
 Last Update : Wed Sep 09 16:02:22 2009
 Response via : Initial Calibration
 DataAcq Meth : TO-11A.M

Volume Inj. : 3uL
 Signal Phase : Supelcosil LC-18
 Signal Info : 3.3cm x 3mm, 3um

Compound	R.T.	Response	Conc Units

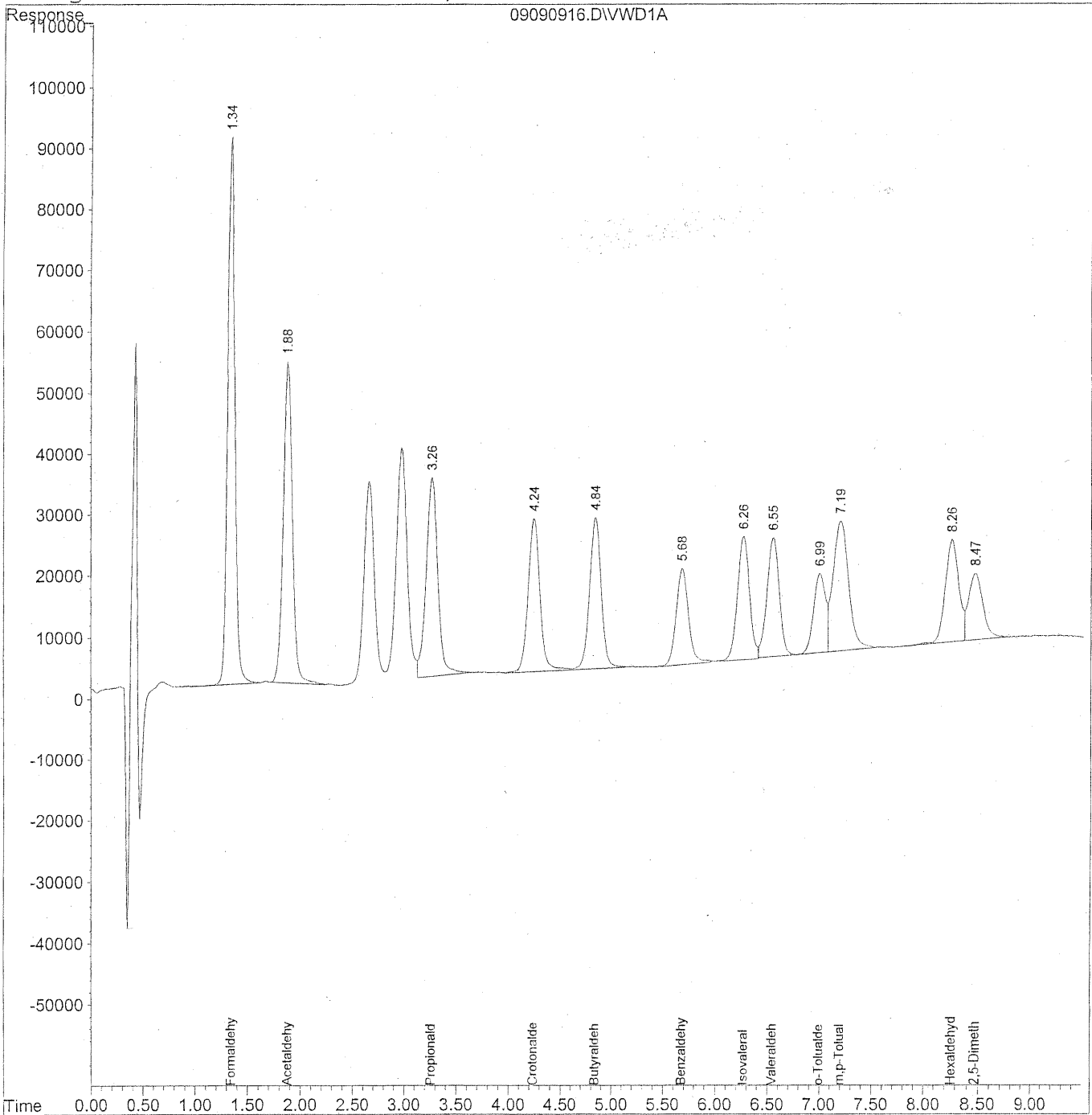
Target Compounds			
1) Formaldehyde	1.34	4242920	476.675 ng/ml
2) Acetaldehyde	1.88	2996333	465.530 ng/ml
3) Propionaldehyde	3.27	2520033	495.333 ng/ml
4) Crotonaldehyde	4.24	1968873	499.829 ng/ml
5) Butyraldehyde	4.84	1894865	474.705 ng/ml
6) Benzaldehyde	5.68	1238947	466.007 ng/ml
7) Isovaleraldehyde	6.27	1614213	474.093 ng/ml
8) Valeraldehyde	6.55	1593172	485.301 ng/ml
9) o-Tolualdehyde	7.00	1018615	479.067 ng/ml
10) m,p-Tolualdehyde	7.20	2181093	980.898 ng/ml
11) Hexaldehyde	8.26	1423115	491.568 ng/ml
12) 2,5-Dimethylbenzaldehyde	8.47	956005	504.834 ng/ml

Quantitation Report

Data File : J:\LC02\DATA\TO11A\2009_09\09\09090916.D Vial: 7
Acq On : 09-Sep-2009, 16:51 Operator: MD
Sample : 500ng/ml TO-11A S21-09080903 Inst : VWD
Misc : Multiplr: 1.00
IntFile : events.e
Quant Time: Sep 10 8:54 19109 Quant Results File: TO110909.RES

Quant Method : J:\LC02\METHODS\TO110909.M (Chemstation Integrator)
Title : LC-1050 TO-11A ICAL
Last Update : Wed Sep 09 16:02:22 2009
Response via : Multiple Level Calibration
DataAcq Meth : TO-11A.M

Volume Inj. : 3uL
Signal Phase : Supelcosil LC-18
Signal Info : 3.3cm x 3mm, 3um



Quantitation Report (QT Reviewed)

Data File : J:\LC02\DATA\TO11A\2009_09\09\09090916.D Vial: 7
 Acq On : 09-Sep-2009, 16:51 Operator: MD
 Sample : 500ng/ml TO-11A S21-09080903 Inst : VWD
 Misc : Multiplr: 1.00
 IntFile : events.e
 Quant Time: Sep 10 8:54 19109 Quant Results File: TO110909.RES

Quant Method : J:\LC02\METHODS\TO110909.M (Chemstation Integrator)
 Title : LC-1050 TO-11A ICAL
 Last Update : Wed Sep 09 16:02:22 2009
 Response via : Initial Calibration
 DataAcq Meth : TO-11A.M

Volume Inj. : 3uL
 Signal Phase : Supelcosil LC-18
 Signal Info : 3.3cm x 3mm, 3um

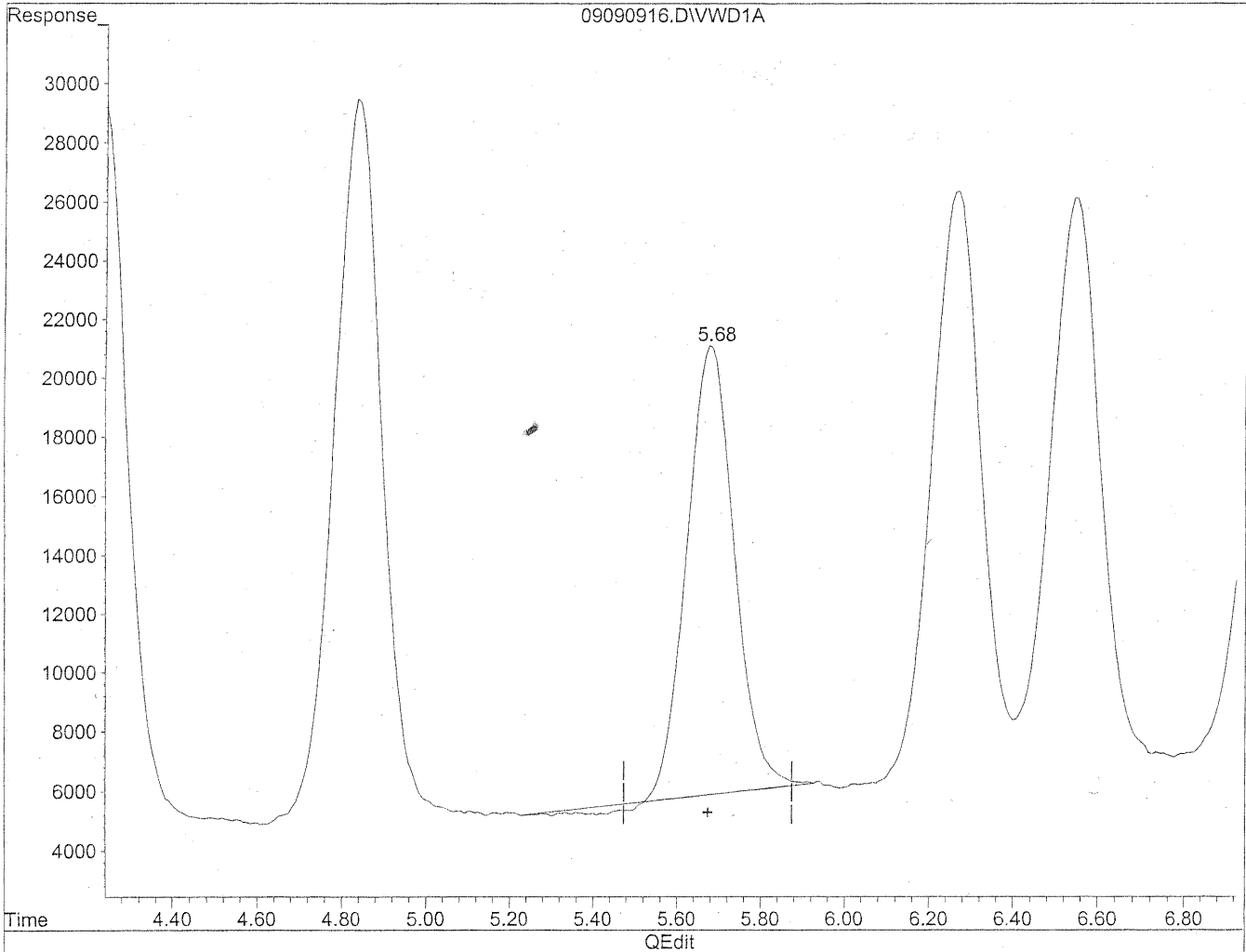
Compound	R.T.	Response	Conc	Units

Target Compounds				
1) Formaldehyde	1.34	4239441	476.706	ng/ml
2) Acetaldehyde	1.88	3088021	481.187	ng/ml
3) Propionaldehyde	3.27	2504937	491.959	ng/ml
4) Crotonaldehyde	4.24	1993623	504.650	ng/ml
5) Butyraldehyde	4.84	1946571	487.492	ng/ml
6) Benzaldehyde	5.68	1291253	488.260	ng/mlm
7) Isovaleraldehyde	6.26	1639714	481.982	ng/mlm
8) Valeraldehyde	6.55	1572954	479.264	ng/ml
9) o-Tolualdehyde	7.00	1012283	476.287	ng/ml
10) m,p-Tolualdehyde	7.20	2206747	993.357	ng/ml
11) Hexaldehyde	8.26	1418487	490.030	ng/ml
12) 2,5-Dimethylbenzaldehyde	8.47	962409	508.613	ng/ml

Quantitation Report

Data File : J:\LC02\DATA\TO11A\2009_09\09\09090916.D Vial: 7
Acq On : 09-Sep-2009, 16:51 Operator: MD
Sample : 500ng/ml TO-11A S21-09080903 Inst : VWD
Misc : Multiplr: 1.00
IntFile : events.e
Quant Time: Sep 10 8:53 19109 Quant Results File: TO110909.RES

Method : J:\LC02\METHODS\TO110909.M (Chemstation Integrator)
Title : LC-1050 TO-11A ICAL
Last Update : Wed Sep 09 16:02:22 2009
Response via : Multiple Level Calibration

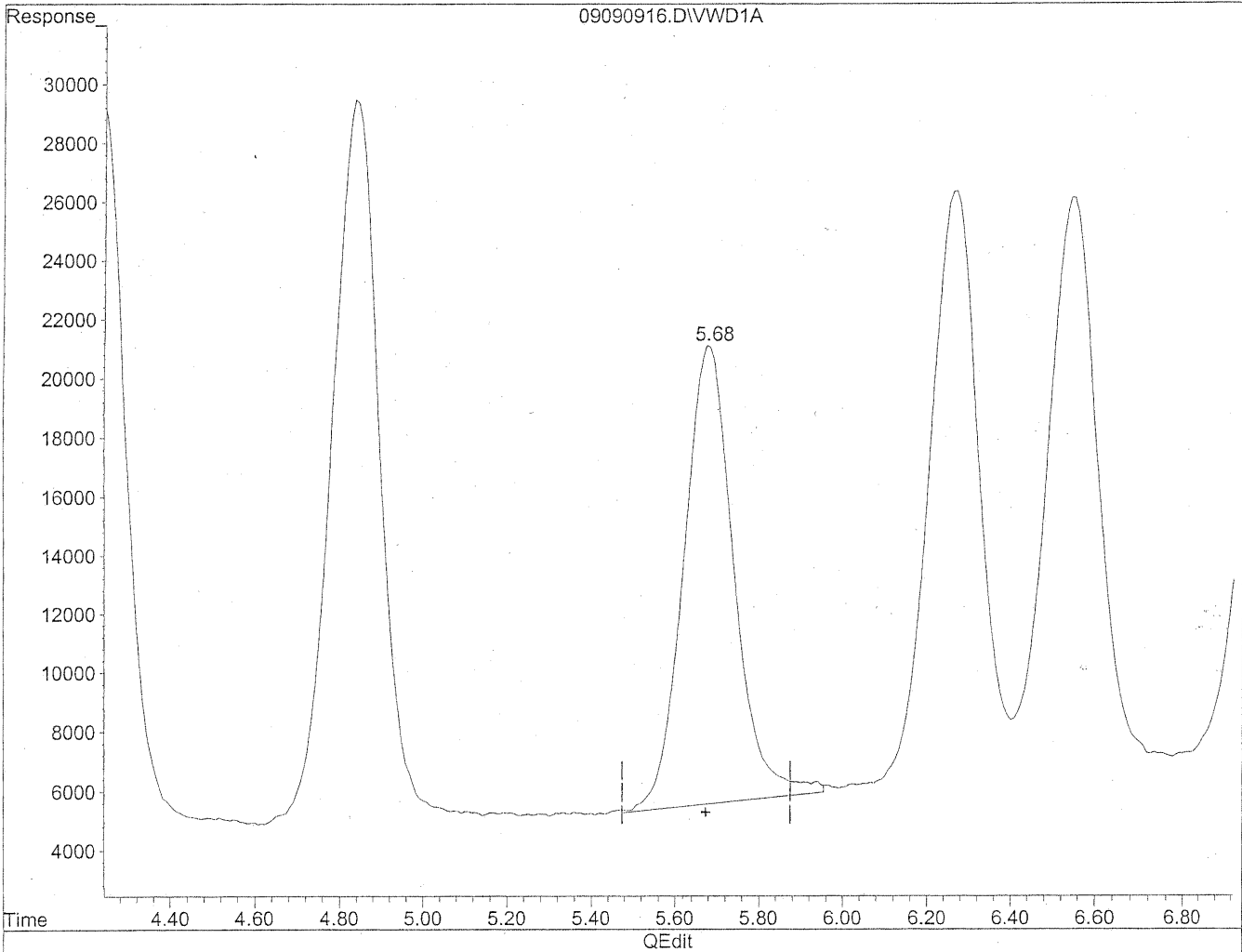


(6) Benzaldehyde
5.68min 446.383ng/ml
response 1180507

Quantitation Report

Data File : J:\LC02\DATA\TO11A\2009_09\09\09090916.D Vial: 7
Acq On : 09-Sep-2009, 16:51 Operator: MD
Sample : 500ng/ml TO-11A S21-09080903 Inst : VWD
Misc : Multiplr: 1.00
IntFile : events.e
Quant Time: Sep 10 8:53 19109 Quant Results File: TO110909.RES

Method : J:\LC02\METHODS\TO110909.M (Chemstation Integrator)
Title : LC-1050 TO-11A ICAL
Last Update : Wed Sep 09 16:02:22 2009
Response via : Multiple Level Calibration



(6) Benzaldehyde
5.68min 488.260ng/ml m
response 1291253

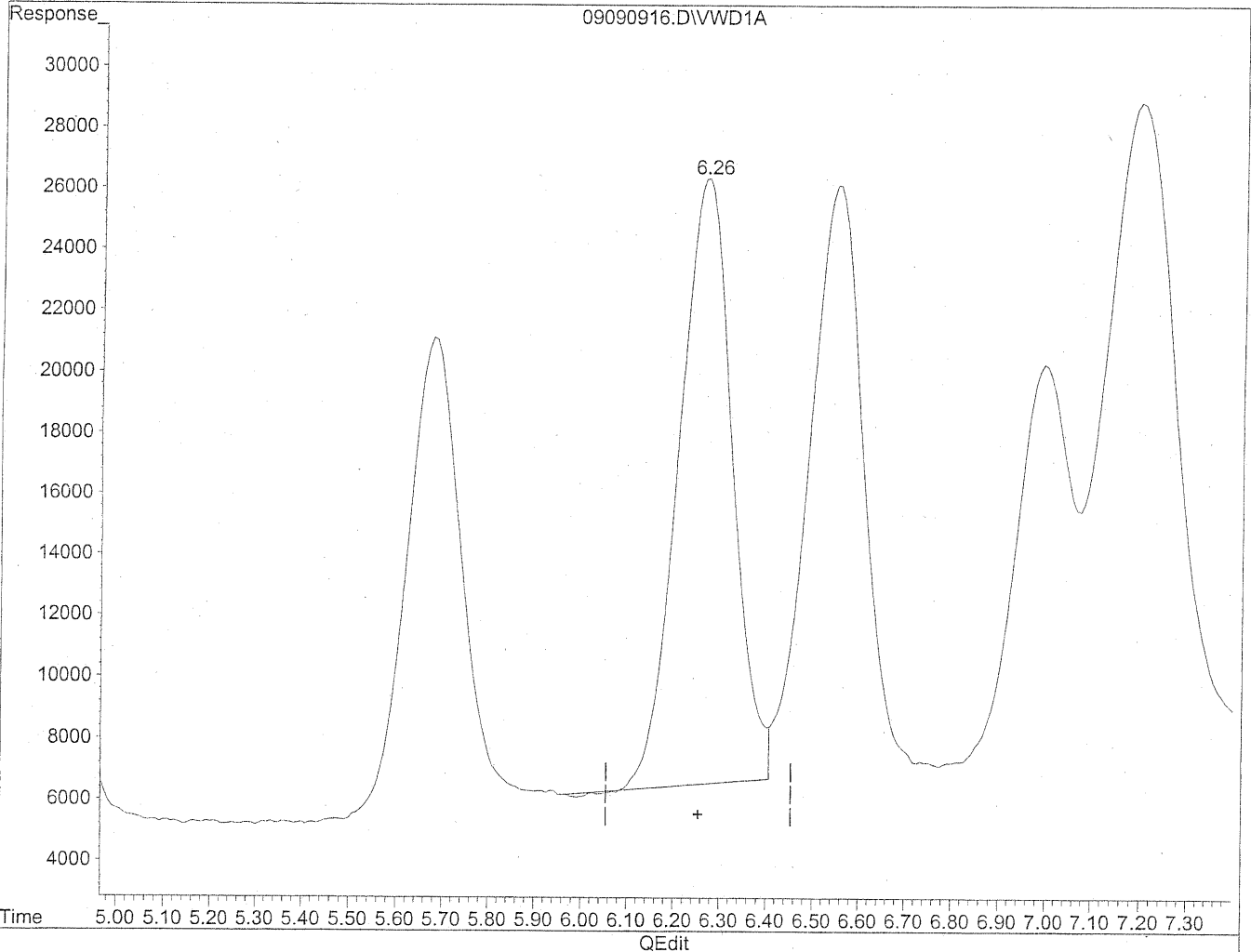
MD
9/10/09
12

KE 9/10/09

Quantitation Report

Data File : J:\LC02\DATA\TO11A\2009_09\09\09090916.D Vial: 7
Acq On : 09-Sep-2009, 16:51 Operator: MD
Sample : 500ng/ml TO-11A S21-09080903 Inst : VWD
Misc : Multiplr: 1.00
IntFile : events.e
Quant Time: Sep 10 8:53 19109 Quant Results File: TO110909.RES

Method : J:\LC02\METHODS\TO110909.M (Chemstation Integrator)
Title : LC-1050 TO-11A ICAL
Last Update : Wed Sep 09 16:02:22 2009
Response via : Multiple Level Calibration

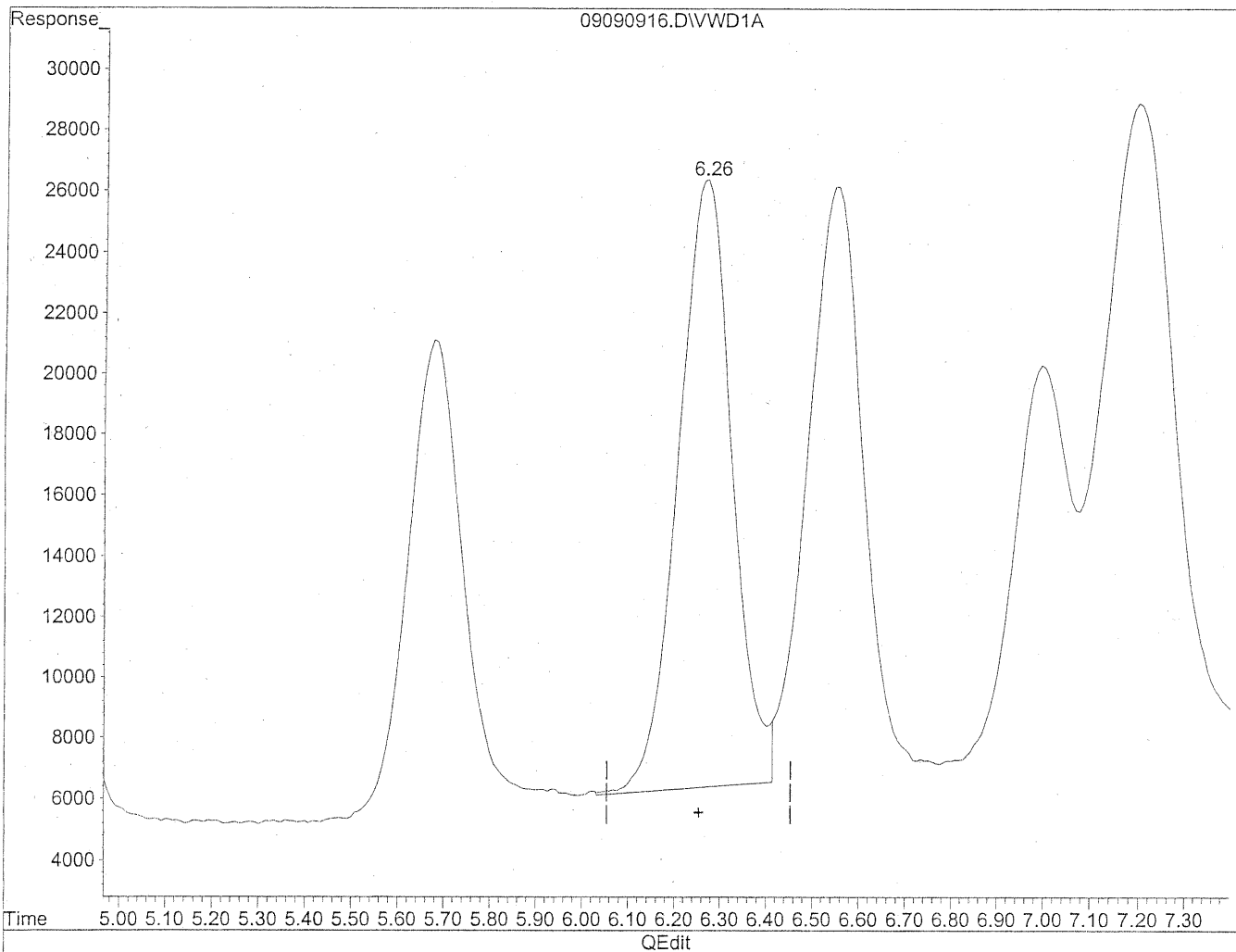


(7) Isovaleraldehyde
6.27min 466.813ng/ml
response 1588109

Quantitation Report

Data File : J:\LC02\DATA\TO11A\2009_09\09\09090916.D Vial: 7
Acq On : 09-Sep-2009, 16:51 Operator: MD
Sample : 500ng/ml TO-11A S21-09080903 Inst : VWD
Misc : Multiplr: 1.00
IntFile : events.e
Quant Time: Sep 10 8:53 19109 Quant Results File: TO110909.RES

Method : J:\LC02\METHODS\TO110909.M (Chemstation Integrator)
Title : LC-1050 TO-11A ICAL
Last Update : Wed Sep 09 16:02:22 2009
Response via : Multiple Level Calibration



(7) Isovaleraldehyde
6.26min 481.982ng/ml m
response 1639714

MD
9/10/09
RZ

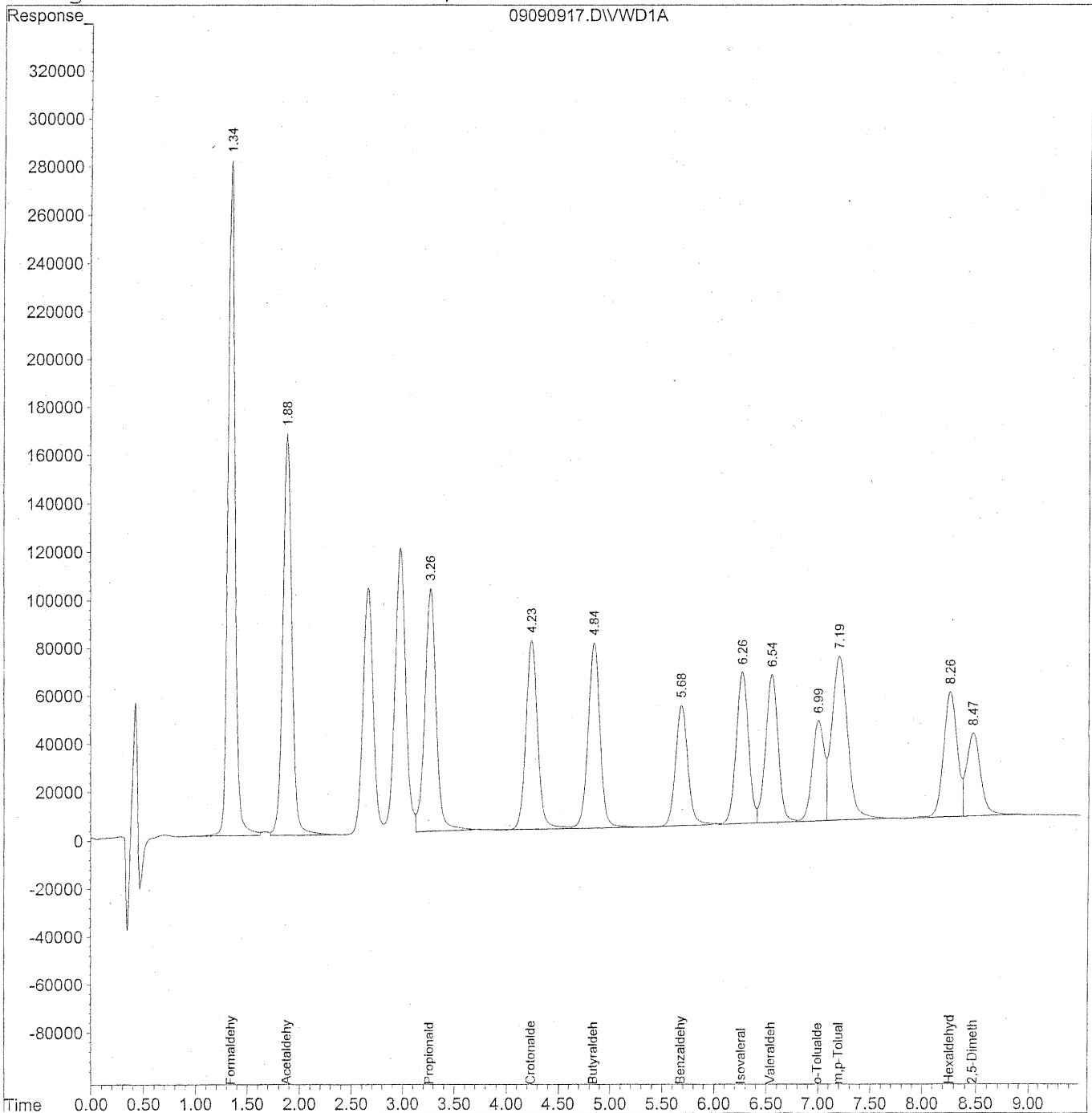
KE 9/10/09

Quantitation Report

Data File : J:\LC02\DATA\TO11A\2009_09\09\09090917.D Vial: 6
Acq On : 09-Sep-2009, 17:03 Operator: MD
Sample : 1500ng/ml TO-11A S21-09090903 Inst : VWD
Misc : Multiplr: 1.00
IntFile : events.e
Quant Time: Sep 10 8:54 19109 Quant Results File: TO110909.RES

Quant Method : J:\LC02\METHODS\TO110909.M (Chemstation Integrator)
Title : LC-1050 TO-11A ICAL
Last Update : Wed Sep 09 16:02:22 2009
Response via : Multiple Level Calibration
DataAcq Meth : TO-11A.M

Volume Inj. : 3uL
Signal Phase : Supelcosil LC-18
Signal Info : 3.3cm x 3mm, 3um



Data File : J:\LC02\DATA\TO11A\2009_09\09\09090917.D Vial: 6
 Acq On : 09-Sep-2009, 17:03 Operator: MD
 Sample : 1500ng/ml TO-11A S21-09090903 Inst : VWD
 Misc : Multiplr: 1.00
 IntFile : events.e
 Quant Time: Sep 10 8:54 19109 Quant Results File: TO110909.RES

Quant Method : J:\LC02\METHODS\TO110909.M (Chemstation Integrator)
 Title : LC-1050 TO-11A ICAL
 Last Update : Wed Sep 09 16:02:22 2009
 Response via : Initial Calibration
 DataAcq Meth : TO-11A.M

Volume Inj. : 3uL
 Signal Phase : Supelcosil LC-18
 Signal Info : 3.3cm x 3mm, 3um

Compound	R.T.	Response	Conc	Units

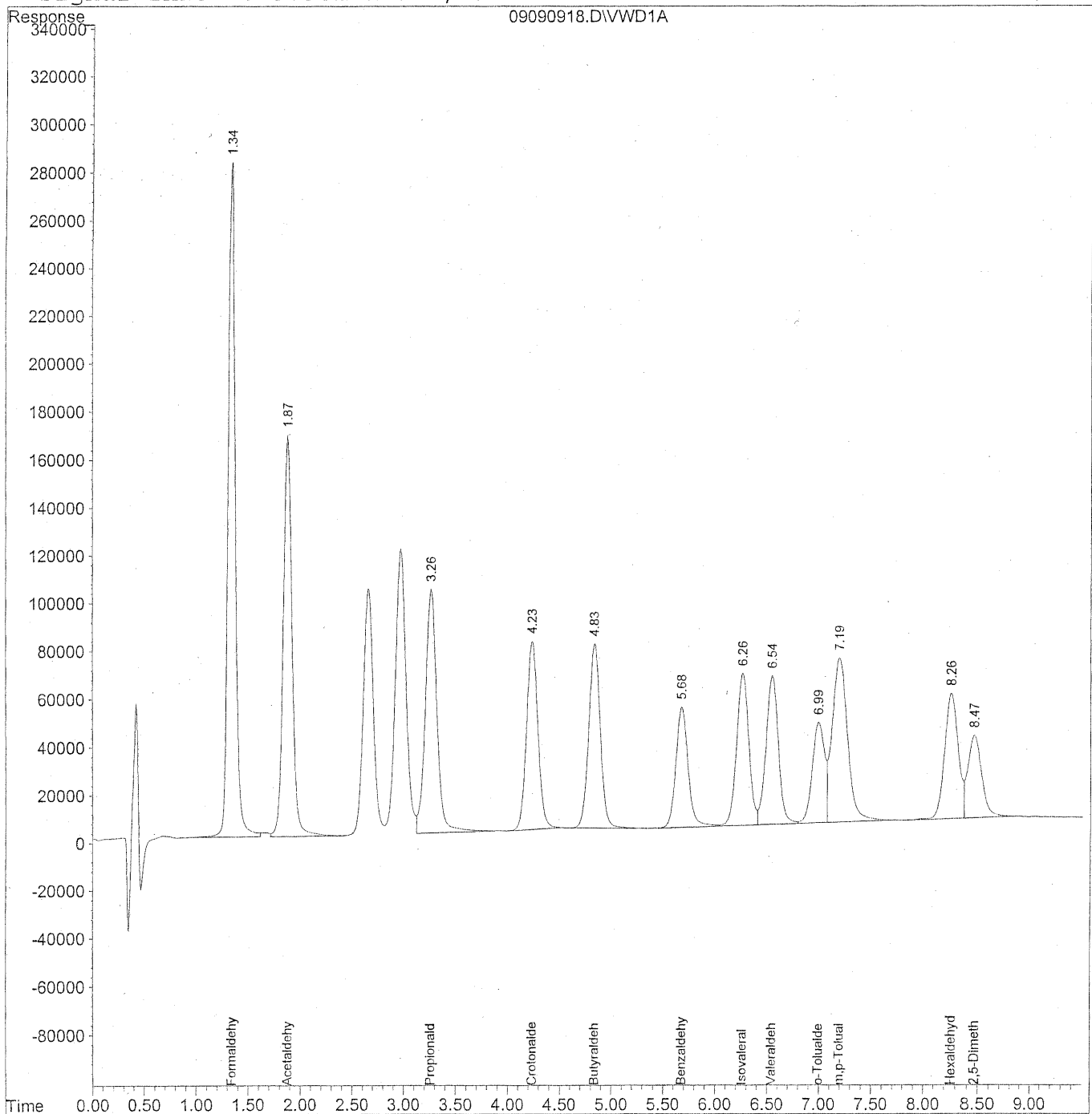
Target Compounds				
1) Formaldehyde	1.34	13461963	1514.248	ng/ml
2) Acetaldehyde	1.88	9836721	1531.865	ng/ml
3) Propionaldehyde	3.26	7740242	1520.232	ng/ml
4) Crotonaldehyde	4.24	6180043	1561.774	ng/ml
5) Butyraldehyde	4.84	6161274	1540.616	ng/ml
6) Benzaldehyde	5.68	4059200	1534.243	ng/ml
7) Isovaleraldehyde	6.27	5115478	1502.821	ng/ml
8) Valeraldehyde	6.55	5104937	1556.624	ng/ml
9) o-Tolualdehyde	7.00	3347391	1575.714	ng/ml
10) m,p-Tolualdehyde	7.20	7133126	3209.878	ng/ml
11) Hexaldehyde	8.26	4465907	1543.128	ng/ml
12) 2,5-Dimethylbenzaldehyde	8.47	3088612	1632.078	ng/ml

Quantitation Report

Data File : J:\LC02\DATA\TO11A\2009_09\09\09090918.D Vial: 6
Acq On : 09-Sep-2009, 17:14 Operator: MD
Sample : 1500ng/ml TO-11A S21-09090903 Inst : VWD
Misc : Multiplr: 1.00
IntFile : events.e
Quant Time: Sep 10 8:55 19109 Quant Results File: TO110909.RES

Quant Method : J:\LC02\METHODS\TO110909.M (Chemstation Integrator)
Title : LC-1050 TO-11A ICAL
Last Update : Wed Sep 09 16:02:22 2009 .
Response via : Multiple Level Calibration
DataAcq Meth : TO-11A.M

Volume Inj. : 3uL
Signal Phase : Supelcosil LC-18
Signal Info : 3.3cm x 3mm, 3um



Data File : J:\LC02\DATA\TO11A\2009_09\09\09090918.D Vial: 6
 Acq On : 09-Sep-2009, 17:14 Operator: MD
 Sample : 1500ng/ml TO-11A S21-09090903 Inst : VWD
 Misc : Multiplr: 1.00
 IntFile : events.e
 Quant Time: Sep 10 8:55 19109 Quant Results File: TO110909.RES

Quant Method : J:\LC02\METHODS\TO110909.M (Chemstation Integrator)
 Title : LC-1050 TO-11A ICAL
 Last Update : Wed Sep 09 16:02:22 2009
 Response via : Initial Calibration
 DataAcq Meth : TO-11A.M

Volume Inj. : 3uL
 Signal Phase : Supelcosil LC-18
 Signal Info : 3.3cm x 3mm, 3um

Compound	R.T.	Response	Conc	Units

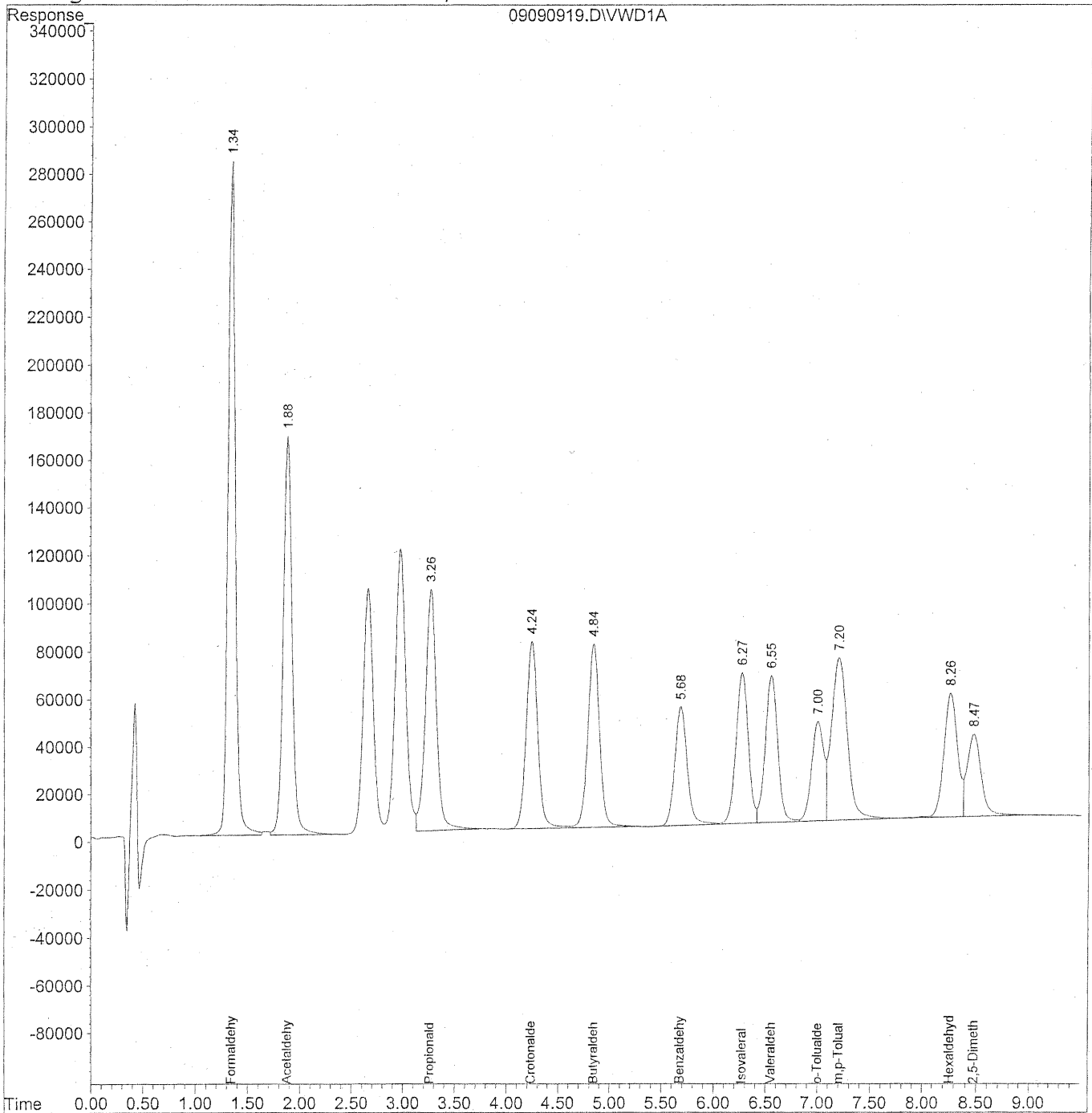
Target Compounds				
1) Formaldehyde	1.34	13578339	1534.981	ng/ml
2) Acetaldehyde	1.88	9942887	1551.020	ng/ml
3) Propionaldehyde	3.26	7876607	1547.881	ng/ml
4) Crotonaldehyde	4.24	6053894	1529.058	ng/ml
5) Butyraldehyde	4.84	6038847	1511.965	ng/ml
6) Benzaldehyde	5.68	4163474	1571.850	ng/ml
7) Isovaleraldehyde	6.27	5182178	1528.173	ng/ml
8) Valeraldehyde	6.55	5176264	1571.132	ng/ml
9) o-Tolualdehyde	7.00	3396097	1598.500	ng/ml
10) m,p-Tolualdehyde	7.20	7179077	3215.253	ng/ml
11) Hexaldehyde	8.26	4448983	1533.800	ng/ml
12) 2,5-Dimethylbenzaldehyde	8.47	3056583	1602.761	ng/ml

Quantitation Report

Data File : J:\LC02\DATA\TO11A\2009_09\09\09090919.D Vial: 6
Acq On : 09-Sep-2009, 17:26 Operator: MD
Sample : 1500ng/ml TO-11A S21-09090903 Inst : VWD
Misc : Multiplr: 1.00
IntFile : events.e
Quant Time: Sep 10 8:56 19109 Quant Results File: TO110909.RES

Quant Method : J:\LC02\METHODS\TO110909.M (Chemstation Integrator)
Title : LC-1050 TO-11A ICAL
Last Update : Wed Sep 09 16:02:22 2009
Response via : Multiple Level Calibration
DataAcq Meth : TO-11A.M

Volume Inj. : 3uL
Signal Phase : Supelcosil LC-18
Signal Info : 3.3cm x 3mm, 3um



Data File : J:\LC02\DATA\TO11A\2009_09\09\09090919.D Vial: 6
 Acq On : 09-Sep-2009, 17:26 Operator: MD
 Sample : 1500ng/ml TO-11A S21-09090903 Inst : VWD
 Misc : Multiplr: 1.00
 IntFile : events.e
 Quant Time: Sep 10 8:56 19109 Quant Results File: TO110909.RES

Quant Method : J:\LC02\METHODS\TO110909.M (Chemstation Integrator)
 Title : LC-1050 TO-11A ICAL
 Last Update : Wed Sep 09 16:02:22 2009
 Response via : Initial Calibration
 DataAcq Meth : TO-11A.M

Volume Inj. : 3uL
 Signal Phase : Supelcosil LC-18
 Signal Info : 3.3cm x 3mm, 3um

Compound	R.T.	Response	Conc	Units

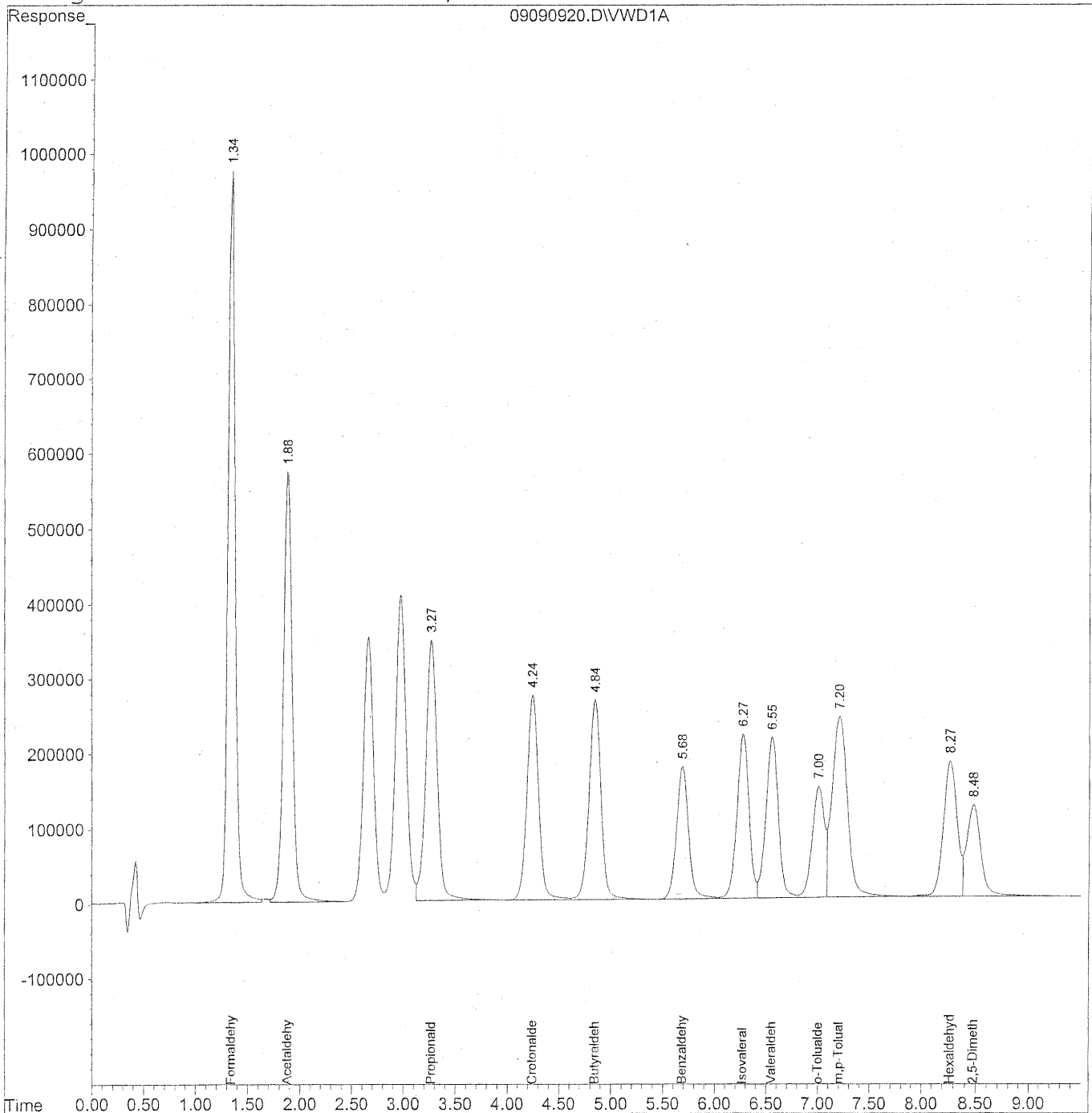
Target Compounds				
1) Formaldehyde	1.34	13548320	1530.469	ng/ml
2) Acetaldehyde	1.88	9888425	1541.106	ng/ml
3) Propionaldehyde	3.27	7759817	1522.663	ng/ml
4) Crotonaldehyde	4.24	6211709	1571.700	ng/ml
5) Butyraldehyde	4.84	6160753	1545.118	ng/ml
6) Benzaldehyde	5.68	4131112	1556.228	ng/ml
7) Isovaleraldehyde	6.27	5170579	1523.089	ng/ml
8) Valeraldehyde	6.55	5170597	1567.526	ng/ml
9) o-Tolualdehyde	7.00	3376687	1587.343	ng/ml
10) m,p-Tolualdehyde	7.20	7206393	3225.643	ng/ml
11) Hexaldehyde	8.27	4462344	1538.905	ng/ml
12) 2,5-Dimethylbenzaldehyde	8.47	3155386	1656.115	ng/ml

Quantitation Report

Data File : J:\LC02\DATA\TO11A\2009_09\09\09090920.D Vial: 5
Acq On : 09-Sep-2009, 17:37 Operator: MD
Sample : 5000ng/ml TO-11A S21-09080902 Inst : VWD
Misc : Multiplr: 1.00
IntFile : events.e
Quant Time: Sep 10 8:56 19109 Quant Results File: TO110909.RES

Quant Method : J:\LC02\METHODS\TO110909.M (Chemstation Integrator)
Title : LC-1050 TO-11A ICAL
Last Update : Wed Sep 09 16:02:22 2009
Response via : Multiple Level Calibration
DataAcq Meth : TO-11A.M

Volume Inj. : 3uL
Signal Phase : Supelcosil LC-18
Signal Info : 3.3cm x 3mm, 3um



200

Quantitation Report (QT Reviewed)

Data File : J:\LC02\DATA\TO11A\2009_09\09\09090920.D Vial: 5
 Acq On : 09-Sep-2009, 17:37 Operator: MD
 Sample : 5000ng/ml TO-11A S21-09080902 Inst : VWD
 Misc : Multiplr: 1.00
 IntFile : events.e
 Quant Time: Sep 10 8:56 19109 Quant Results File: TO110909.RES

Quant Method : J:\LC02\METHODS\TO110909.M (Chemstation Integrator)
 Title : LC-1050 TO-11A ICAL
 Last Update : Wed Sep 09 16:02:22 2009
 Response via : Initial Calibration
 DataAcq Meth : TO-11A.M

Volume Inj. : 3uL
 Signal Phase : Supelcosil LC-18
 Signal Info : 3.3cm x 3mm, 3um

Compound	R.T.	Response	Conc	Units

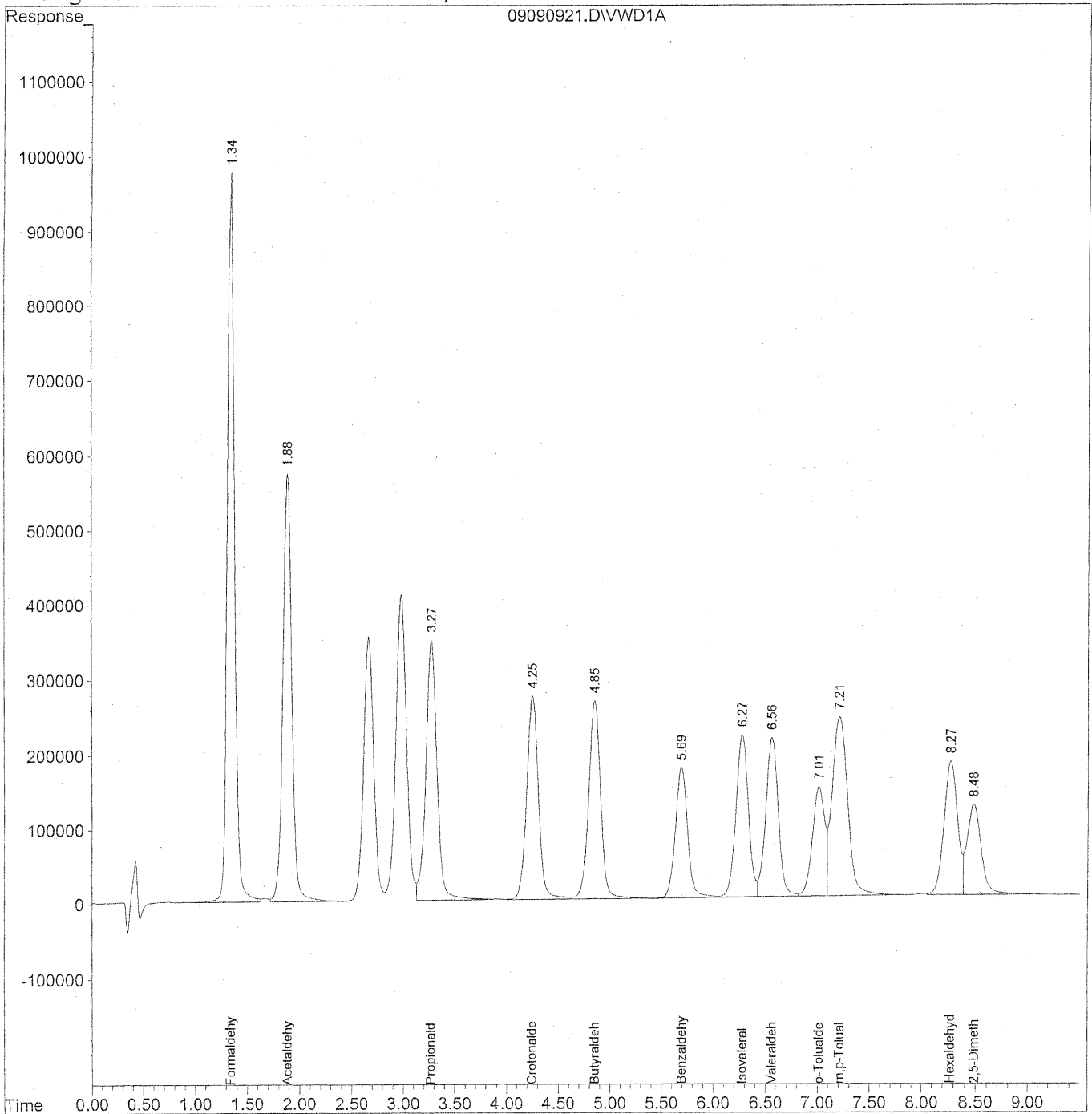
Target Compounds				
1) Formaldehyde	1.34	46422998	5243.497	ng/ml
2) Acetaldehyde	1.88	33949113	5290.994	ng/ml
3) Propionaldehyde	3.27	26460164	5193.957	ng/ml
4) Crotonaldehyde	4.24	21469148	5427.351	ng/ml
5) Butyraldehyde	4.84	21371531	5356.965	ng/ml
6) Benzaldehyde	5.69	14455457	5444.003	ng/ml
7) Isovaleraldehyde	6.27	17854488	5258.118	ng/ml
8) Valeraldehyde	6.55	17905508	5426.435	ng/ml
9) o-Tolualdehyde	7.00	11990582	5636.154	ng/ml
10) m,p-Tolualdehyde	7.20	25039167	11203.076	ng/ml
11) Hexaldehyde	8.27	15466841	5333.634	ng/ml
12) 2,5-Dimethylbenzaldehyde	8.48	11107870	5820.635	ng/ml

Quantitation Report

Data File : J:\LC02\DATA\TO11A\2009_09\09\09090921.D Vial: 5
Acq On : 09-Sep-2009, 17:49 Operator: MD
Sample : 5000ng/ml TO-11A S21-09080902 Inst : VWD
Misc : Multiplr: 1.00
IntFile : events.e
Quant Time: Sep 10 8:57 19109 Quant Results File: TO110909.RES

Quant Method : J:\LC02\METHODS\TO110909.M (Chemstation Integrator)
Title : LC-1050 TO-11A ICAL
Last Update : Wed Sep 09 16:02:22 2009
Response via : Multiple Level Calibration
DataAcq Meth : TO-11A.M

Volume Inj. : 3uL
Signal Phase : Supelcosil LC-18
Signal Info : 3.3cm x 3mm, 3um



Data File : J:\LC02\DATA\TO11A\2009_09\09\09090921.D Vial: 5
 Acq On : 09-Sep-2009, 17:49 Operator: MD
 Sample : 5000ng/ml TO-11A S21-09080902 Inst : VWD
 Misc : Multiplr: 1.00
 IntFile : events.e
 Quant Time: Sep 10 8:57 19109 Quant Results File: TO110909.RES

Quant Method : J:\LC02\METHODS\TO110909.M (Chemstation Integrator)
 Title : LC-1050 TO-11A ICAL
 Last Update : Wed Sep 09 16:02:22 2009
 Response via : Initial Calibration
 DataAcq Meth : TO-11A.M

Volume Inj. : 3uL
 Signal Phase : Supelcosil LC-18
 Signal Info : 3.3cm x 3mm, 3um

Compound	R.T.	Response	Conc	Units

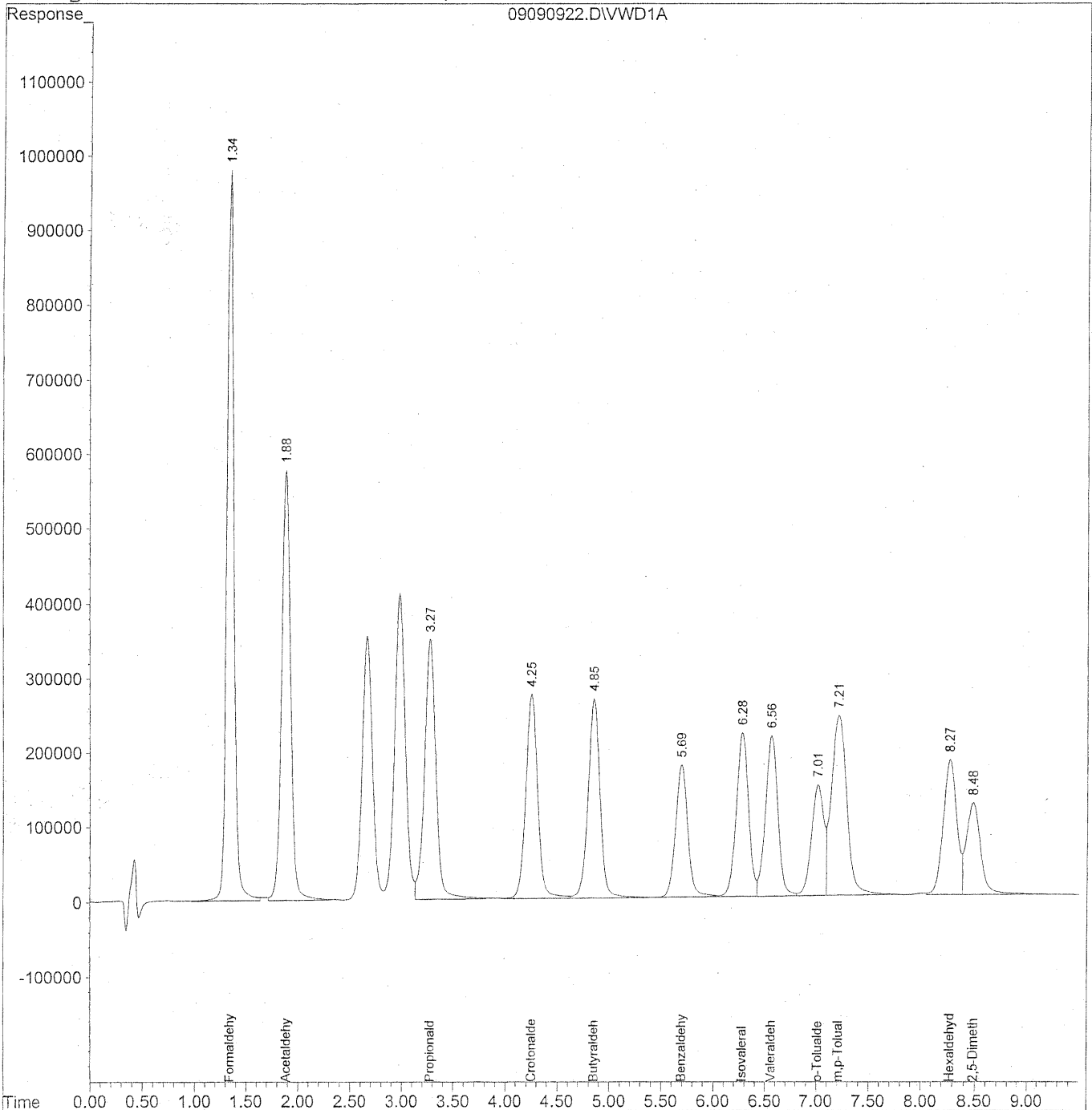
Target Compounds				
1) Formaldehyde	1.35	46464064	5198.646	ng/ml
2) Acetaldehyde	1.88	33977292	5236.353	ng/ml
3) Propionaldehyde	3.27	26758092	5177.051	ng/ml
4) Crotonaldehyde	4.25	21604348	5366.312	ng/ml
5) Butyraldehyde	4.85	21444271	5303.711	ng/ml
6) Benzaldehyde	5.69	14435192	5328.040	ng/ml
7) Isovaleraldehyde	6.28	17875029	5200.288	ng/ml
8) Valeraldehyde	6.56	17921465	5321.025	ng/ml
9) o-Tolualdehyde	7.01	11986554	5544.716	ng/ml
10) m,p-Tolualdehyde	7.21	25032033	10984.299	ng/ml
11) Hexaldehyde	8.27	15380456	5215.387	ng/ml
12) 2,5-Dimethylbenzaldehyde	8.48	11113181	5654.303	ng/ml

Quantitation Report

Data File : J:\LC02\DATA\TO11A\2009_09\09\09090922.D Vial: 5
Acq On : 09-Sep-2009, 18:00 Operator: MD
Sample : 5000ng/ml TO-11A S21-09080902 Inst : VWD
Misc : Multiplr: 1.00
IntFile : events.e
Quant Time: Sep 10 8:58 19109 Quant Results File: TO110909.RES

Quant Method : J:\LC02\METHODS\TO110909.M (Chemstation Integrator)
Title : LC-1050 TO-11A ICAL
Last Update : Wed Sep 09 16:02:22 2009
Response via : Multiple Level Calibration
DataAcq Meth : TO-11A.M

Volume Inj. : 3uL
Signal Phase : Supelcosil LC-18
Signal Info : 3.3cm x 3mm, 3um



Data File : J:\LC02\DATA\TO11A\2009_09\09\09090922.D Vial: 5
 Acq On : 09-Sep-2009, 18:00 Operator: MD
 Sample : 5000ng/ml TO-11A S21-09080902 Inst : VWD
 Misc : Multiplr: 1.00
 IntFile : events.e
 Quant Time: Sep 10 8:58 19109 Quant Results File: TO110909.RES

Quant Method : J:\LC02\METHODS\TO110909.M (Chemstation Integrator)
 Title : LC-1050 TO-11A ICAL
 Last Update : Wed Sep 09 16:02:22 2009
 Response via : Initial Calibration
 DataAcq Meth : TO-11A.M

Volume Inj. : 3uL
 Signal Phase : Supelcosil LC-18
 Signal Info : 3.3cm x 3mm, 3um

Compound	R.T.	Response	Conc	Units

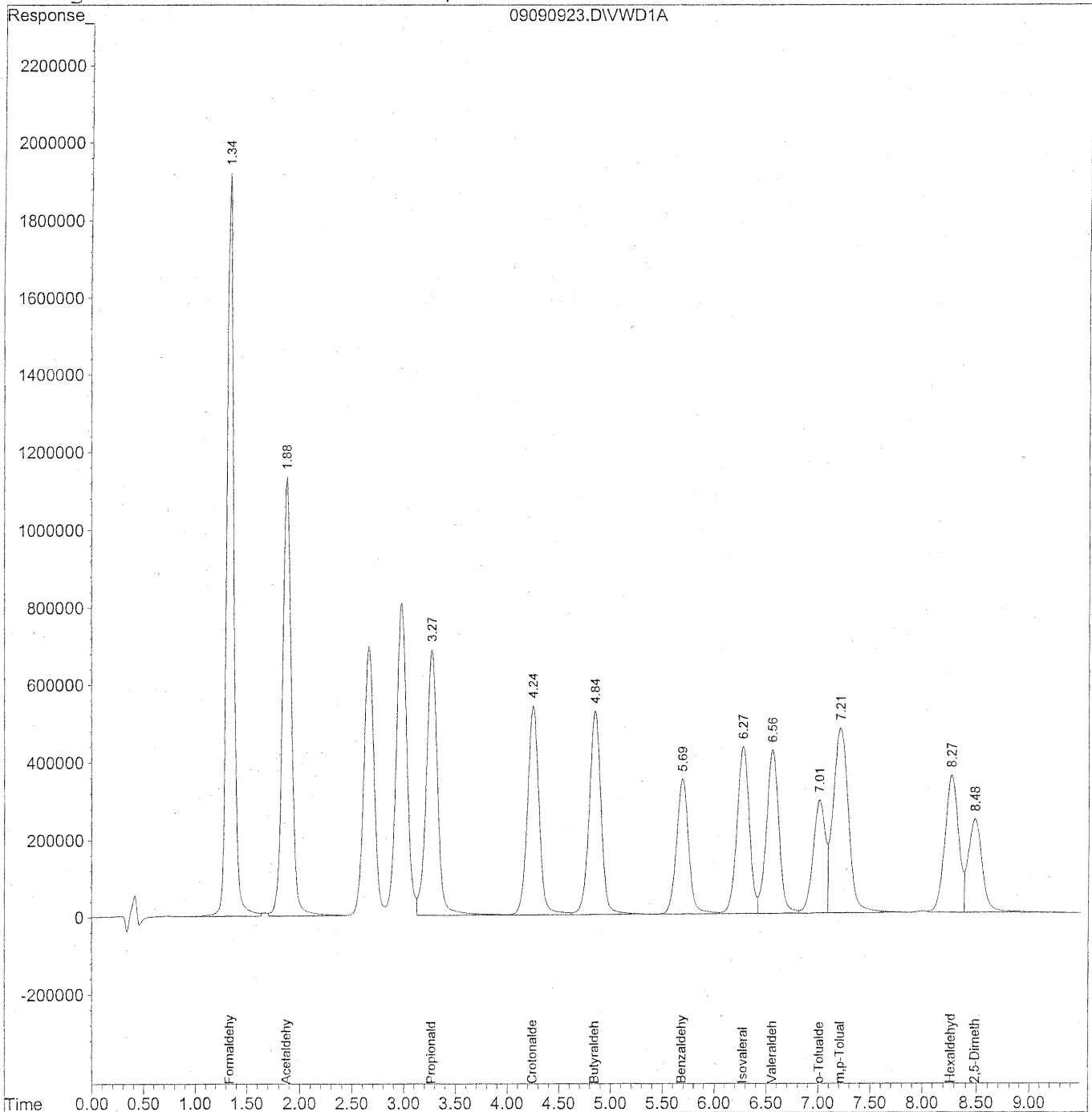
Target Compounds				
1) Formaldehyde	1.35	46648983	5218.936	ng/ml
2) Acetaldehyde	1.88	34054104	5247.811	ng/ml
3) Propionaldehyde	3.27	26843474	5188.585	ng/ml
4) Crotonaldehyde	4.25	21717189	5391.323	ng/ml
5) Butyraldehyde	4.85	21538832	5325.502	ng/ml
6) Benzaldehyde	5.69	14515721	5358.432	ng/ml
7) Isovaleraldehyde	6.28	17932725	5216.554	ng/ml
8) Valeraldehyde	6.56	17988106	5340.390	ng/ml
9) o-Tolualdehyde	7.01	12035186	5567.385	ng/ml
10) m,p-Tolualdehyde	7.21	25134428	11029.519	ng/ml
11) Hexaldehyde	8.28	15437631	5237.332	ng/ml
12) 2,5-Dimethylbenzaldehyde	8.49	11198210	5697.308	ng/ml

Quantitation Report

Data File : J:\LC02\DATA\TO11A\2009_09\09\09090923.D Vial: 4
Acq On : 09-Sep-2009, 18:11 Operator: MD
Sample : 10000ng/ml TO-11A S21-09080901 Inst : VWD
Misc : Multiplr: 1.00
IntFile : events.e
Quant Time: Sep 10 8:58 19109 Quant Results File: TO110909.RES

Quant Method : J:\LC02\METHODS\TO110909.M (Chemstation Integrator)
Title : LC-1050 TO-11A ICAL
Last Update : Wed Sep 09 16:02:22 2009
Response via : Multiple Level Calibration
DataAcq Meth : TO-11A.M

Volume Inj. : 3uL
Signal Phase : Supelcosil LC-18
Signal Info : 3.3cm x 3mm, 3um



206

Quantitation Report (QT Reviewed)

Data File : J:\LC02\DATA\TO11A\2009_09\09\09090923.D Vial: 4
 Acq On : 09-Sep-2009, 18:11 Operator: MD
 Sample : 10000ng/ml TO-11A S21-09080901 Inst : VWD
 Misc : Multiplr: 1.00
 IntFile : events.e
 Quant Time: Sep 10 8:58 19109 Quant Results File: TO110909.RES

Quant Method : J:\LC02\METHODS\TO110909.M (Chemstation Integrator)
 Title : LC-1050 TO-11A ICAL
 Last Update : Wed Sep 09 16:02:22 2009
 Response via : Initial Calibration
 DataAcq Meth : TO-11A.M

Volume Inj. : 3uL
 Signal Phase : Supelcosil LC-18
 Signal Info : 3.3cm x 3mm, 3um

Compound	R.T.	Response	Conc	Units

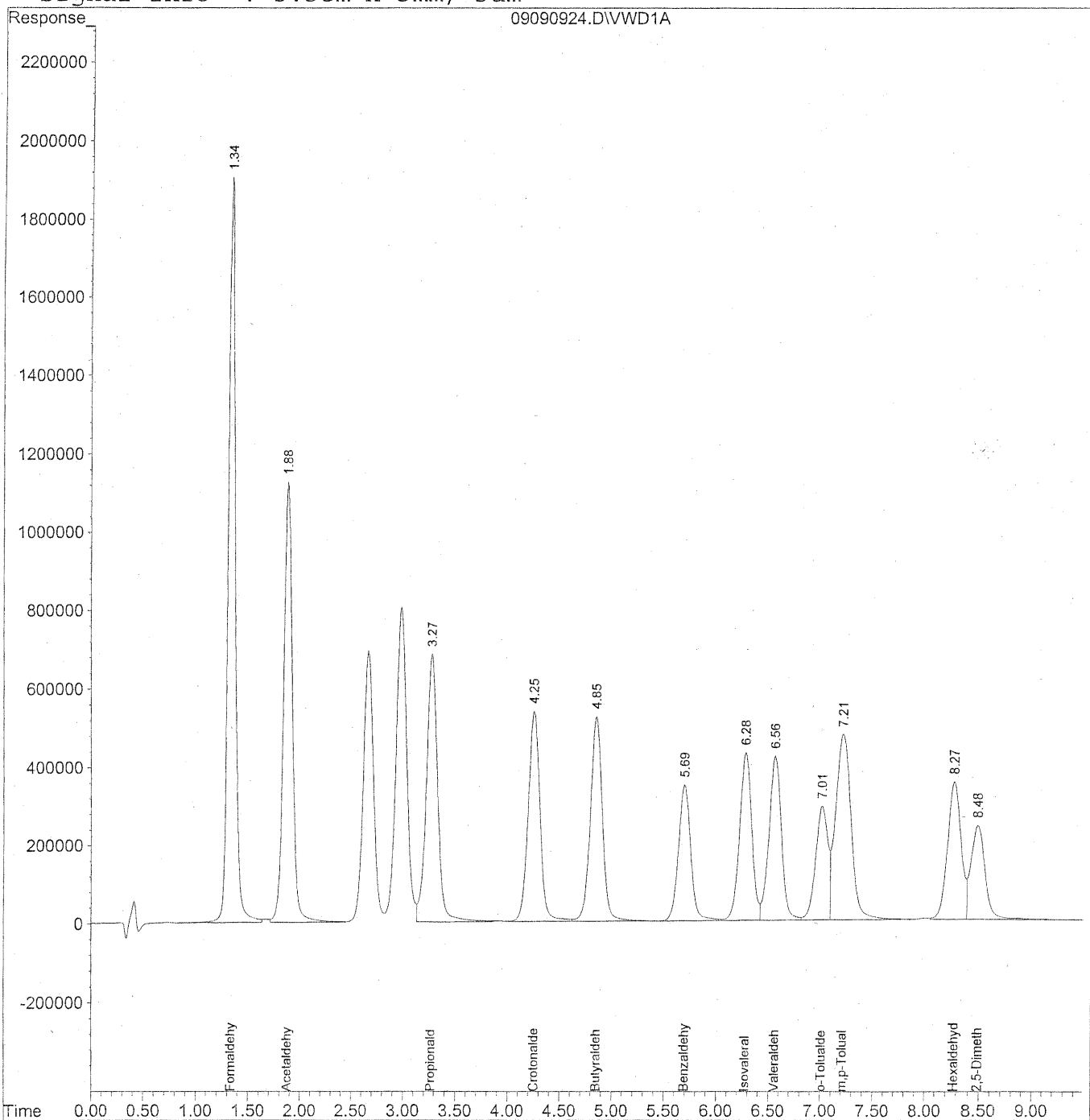
Target Compounds				
1) Formaldehyde	1.34	91542792	10238.895	ng/ml
2) Acetaldehyde	1.88	67198566	10353.832	ng/ml
3) Propionaldehyde	3.27	52731710	10187.405	ng/ml
4) Crotonaldehyde	4.25	42623472	10576.073	ng/ml
5) Butyraldehyde	4.85	42304249	10456.015	ng/ml
6) Benzaldehyde	5.69	28602353	10555.419	ng/ml
7) Isovaleraldehyde	6.28	35277028	10259.685	ng/ml
8) Valeraldehyde	6.56	35412579	10510.859	ng/ml
9) o-Tolualdehyde	7.01	23892692	11049.929	ng/ml
10) m,p-Tolualdehyde	7.21	49431359	21686.301	ng/ml
11) Hexaldehyde	8.27	30345892	10294.528	ng/ml
12) 2,5-Dimethylbenzaldehyde	8.48	21989696	11182.144	ng/ml

Quantitation Report

Data File : J:\LC02\DATA\TO11A\2009_09\09\09090924.D Vial: 4
Acq On : 09-Sep-2009, 18:23 Operator: MD
Sample : 10000ng/ml TO-11A S21-09080902 Inst : VWD
Misc : Multiplr: 1.00
IntFile : events.e
Quant Time: Sep 10 8:59 19109 Quant Results File: TO110909.RES

Quant Method : J:\LC02\METHODS\TO110909.M (Chemstation Integrator)
Title : LC-1050 TO-11A ICAL
Last Update : Wed Sep 09 16:02:22 2009
Response via : Multiple Level Calibration
DataAcq Meth : TO-11A.M

Volume Inj. : 3uL
Signal Phase : Supelcosil LC-18
Signal Info : 3.3cm x 3mm, 3um



Quantitation Report (QT Reviewed)

Data File : J:\LC02\DATA\TO11A\2009_09\09\09090924.D Vial: 4
 Acq On : 09-Sep-2009, 18:23 Operator: MD
 Sample : 10000ng/ml TO-11A S21-09080902 Inst : VWD
 Misc : Multiplr: 1.00
 IntFile : events.e
 Quant Time: Sep 10 8:59 19109 Quant Results File: TO110909.RES

Quant Method : J:\LC02\METHODS\TO110909.M (Chemstation Integrator)
 Title : LC-1050 TO-11A ICAL
 Last Update : Wed Sep 09 16:02:22 2009
 Response via : Initial Calibration
 DataAcq Meth : TO-11A.M

Volume Inj. : 3uL
 Signal Phase : Supelcosil LC-18
 Signal Info : 3.3cm x 3mm, 3um

Compound	R.T.	Response	Conc Units

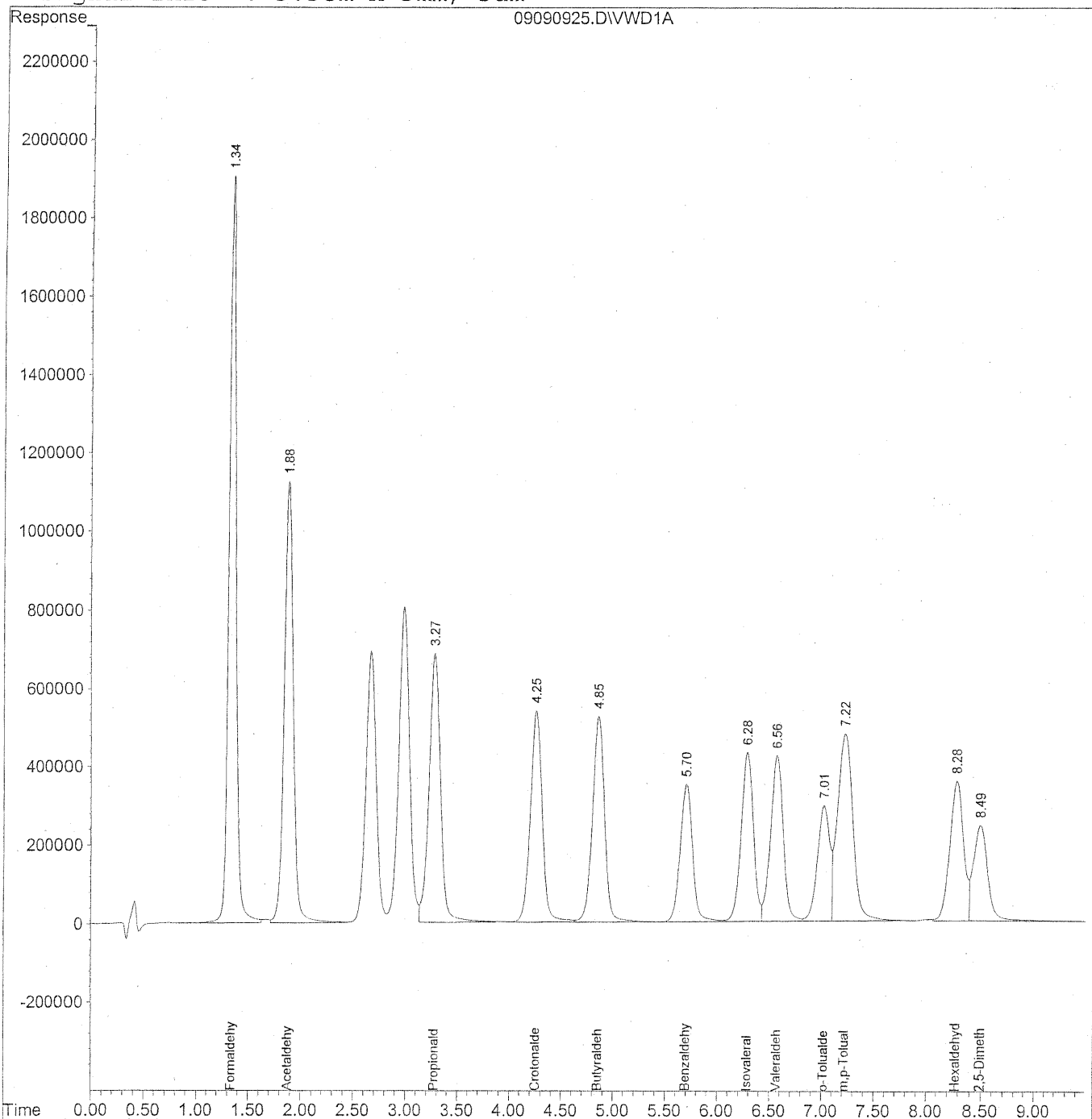
Target Compounds			
1) Formaldehyde	1.34	91301664	10216.742 ng/ml
2) Acetaldehyde	1.88	67004053	10305.740 ng/ml
3) Propionaldehyde	3.27	52551284	10108.517 ng/ml
4) Crotonaldehyde	4.25	42531897	10476.390 ng/ml
5) Butyraldehyde	4.85	42207282	10413.662 ng/ml
6) Benzaldehyde	5.69	28552063	10464.403 ng/ml
7) Isovaleraldehyde	6.28	35194712	10224.544 ng/ml
8) Valeraldehyde	6.56	35338059	10393.485 ng/ml
9) o-Tolualdehyde	7.01	23813504	10965.300 ng/ml
10) m,p-Tolualdehyde	7.21	49315533	21467.660 ng/ml
11) Hexaldehyde	8.28	30246038	10213.789 ng/ml
12) 2,5-Dimethylbenzaldehyde	8.49	21823086	10931.999 ng/ml

Quantitation Report

Data File : J:\LC02\DATA\TO11A\2009_09\09\09090925.D Vial: 4
Acq On : 09-Sep-2009, 18:34 Operator: MD
Sample : 10000ng/ml TO-11A S21-09080902 Inst : VWD
Misc : Multiplr: 1.00
IntFile : events.e
Quant Time: Sep 10 8:59 19109 Quant Results File: TO110909.RES

Quant Method : J:\LC02\METHODS\TO110909.M (Chemstation Integrator)
Title : LC-1050 TO-11A ICAL
Last Update : Wed Sep 09 16:02:22 2009
Response via : Multiple Level Calibration
DataAcq Meth : TO-11A.M

Volume Inj. : 3uL
Signal Phase : Supelcosil LC-18
Signal Info : 3.3cm x 3mm, 3um



210

Data File : J:\LC02\DATA\TO11A\2009_09\09\09090925.D Vial: 4
 Acq On : 09-Sep-2009, 18:34 Operator: MD
 Sample : 10000ng/ml TO-11A S21-09080902 Inst : VWD
 Misc : Multiplr: 1.00
 IntFile : events.e
 Quant Time: Sep 10 8:59 19109 Quant Results File: TO110909.RES

Quant Method : J:\LC02\METHODS\TO110909.M (Chemstation Integrator)
 Title : LC-1050 TO-11A ICAL
 Last Update : Wed Sep 09 16:02:22 2009
 Response via : Initial Calibration
 DataAcq Meth : TO-11A.M

Volume Inj. : 3uL
 Signal Phase : Supelcosil LC-18
 Signal Info : 3.3cm x 3mm, 3um

Compound	R.T.	Response	Conc	Units

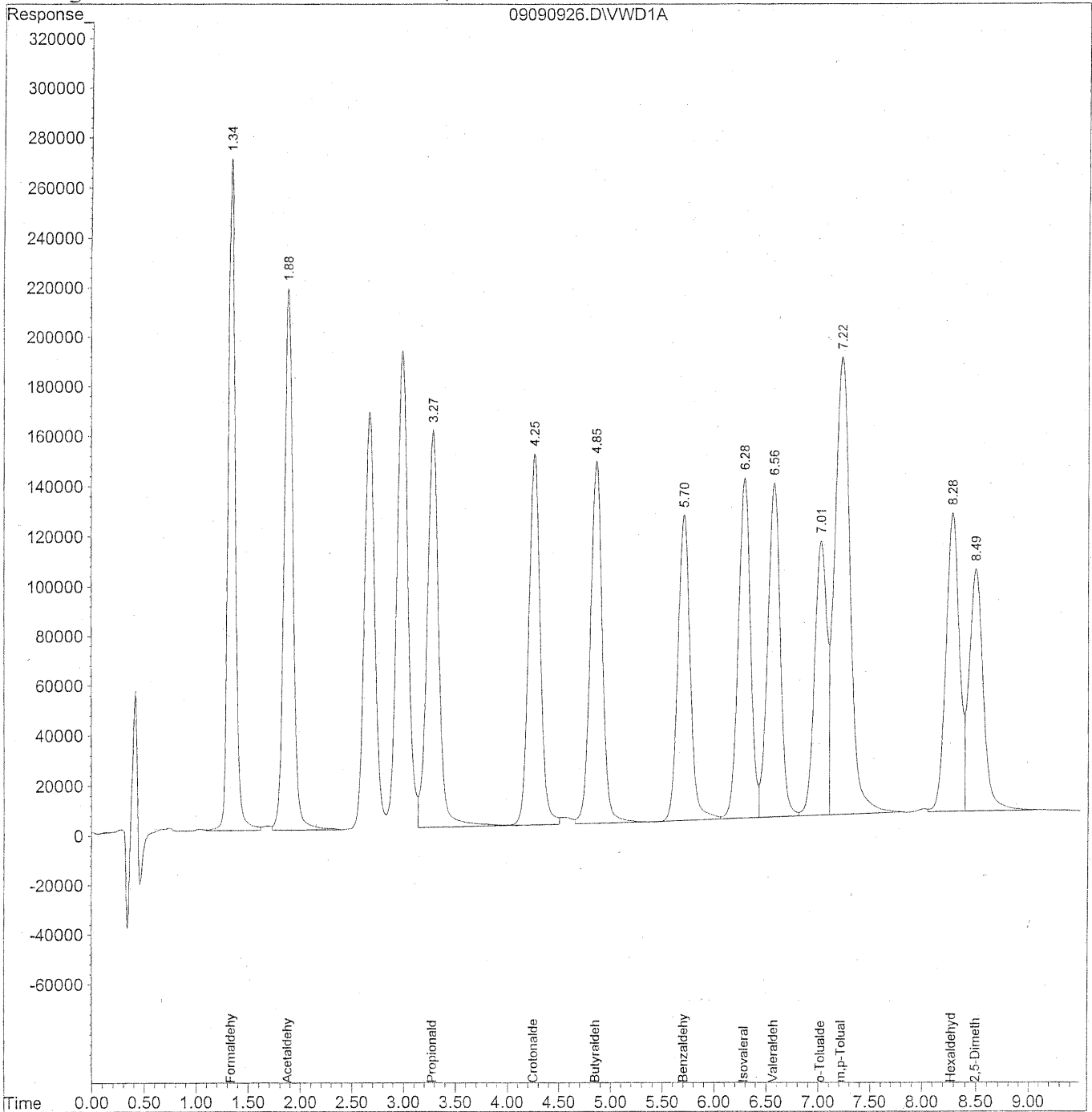
Target Compounds				
1) Formaldehyde	1.34	91595894	10251.972	ng/ml
2) Acetaldehyde	1.88	67244158	10345.249	ng/ml
3) Propionaldehyde	3.28	52752024	10150.066	ng/ml
4) Crotonaldehyde	4.25	42676337	10513.945	ng/ml
5) Butyraldehyde	4.86	42347195	10450.266	ng/ml
6) Benzaldehyde	5.70	28631645	10495.182	ng/ml
7) Isovaleraldehyde	6.28	35288997	10253.979	ng/ml
8) Valeraldehyde	6.57	35418570	10419.068	ng/ml
9) o-Tolualdehyde	7.02	23869930	10994.623	ng/ml
10) m,p-Tolualdehyde	7.22	49446486	21529.189	ng/ml
11) Hexaldehyde	8.28	30343150	10249.463	ng/ml
12) 2,5-Dimethylbenzaldehyde	8.49	22018475	11037.553	ng/ml

Quantitation Report

Data File : J:\LC02\DATA\TO11A\2009_09\09\09090926.D Vial: 3
Acq On : 09-Sep-2009, 18:46 Operator: MD
Sample : ~1500ng/ml TO-11A ICV S21-07270907 Inst : VWD
Misc : Multiplr: 1.00
IntFile : events.e
Quant Time: Sep 10 9:30 19109 Quant Results File: TO110909.RES

Quant Method : J:\LC02\METHODS\TO110909.M (Chemstation Integrator)
Title : LC-1050 TO-11A ICAL
Last Update : Wed Sep 09 16:02:22 2009
Response via : Multiple Level Calibration
DataAcq Meth : TO-11A.M

Volume Inj. : 3uL
Signal Phase : Supelcosil LC-18
Signal Info : 3.3cm x 3mm, 3um



212

Quantitation Report (QT Reviewed)

Data File : J:\LC02\DATA\TO11A\2009_09\09\09090926.D Vial: 3
 Acq On : 09-Sep-2009, 18:46 Operator: MD
 Sample : ~1500ng/ml TO-11A ICV S21-07270907 Inst : VWD
 Misc : Multiplr: 1.00
 IntFile : events.e
 Quant Time: Sep 10 9:30 19109 Quant Results File: TO110909.RES

Quant Method : J:\LC02\METHODS\TO110909.M (Chemstation Integrator)
 Title : LC-1050 TO-11A ICAL
 Last Update : Wed Sep 09 16:02:22 2009
 Response via : Initial Calibration
 DataAcq Meth : TO-11A.M

Volume Inj. : 3uL
 Signal Phase : Supelcosil LC-18
 Signal Info : 3.3cm x 3mm, 3um

Compound	R.T.	Response	Conc	Units

Target Compounds				
1) Formaldehyde	1.34	12986438	1453.521	ng/ml
2) Acetaldehyde	1.88	13048264	2007.424	ng/ml
3) Propionaldehyde	3.28	12411611	2388.130	ng/ml
4) Crotonaldehyde	4.26	11686650	2879.178	ng/ml
5) Butyraldehyde	4.86	11660734	2877.588	ng/ml
6) Benzaldehyde	5.70	10075461	3693.249	ng/ml
7) Isovaleraldehyde	6.28	11105935	3227.069	ng/ml
8) Valeraldehyde	6.57	11151355	3280.390	ng/ml
9) o-Tolualdehyde	7.02	8894551	4053.169	ng/ml
10) m,p-Tolualdehyde	7.22	19279847	8394.519	ng/ml
11) Hexaldehyde	8.28	10194419	3443.522	ng/ml
12) 2,5-Dimethylbenzaldehyde	8.49	8824280	4423.488	ng/ml

CONTINUING CALIBRATION STANDARDS

COLUMBIA ANALYTICAL SERVICES

TO11A Aldehyde & Ketone DNPH Analysis by HPLC

MD
9/22/09

Instrument : LC#02
Detector : UV-VIS 360
Analyst : MD

Printed : 09/22/09
Date Acquired : 09/16/09
Sample Amount : 3ul
Client & PAI Job# : EH & E P0903146

HC
9/22/09

SAMPLE RESULT SUMMARY

Sample Information	MDL	1500ng/ml TO 11A S21- 09090903	% Diff	ACN blank lot CY331	MB-1 front 1.0ml lot 5855/5994	MB-1 back 1.0ml lot 5855/5994	P0903146-001 back 1.0ml	P0903146-002 back 1.0ml	P0903146-003 back 1.0ml
Dilution	1.0			1.0	1.0	1.0	1.0	1.0	1.0
Sample Volume (L)	NA			NA	NA	NA	103.40	100.90	101.80
Final Vol.(ml)	1.0			1.0	1.0	1.0	1.0	1.0	1.0

	ng/sample	ng/sample	% Diff	ng/sample	ng/sample	ng/sample	ng/sample	ng/sample	ng/sample
Formaldehyde	100.00	1595.1	6.3%	ND	ND	ND	2343.245 BH	1764.838 BH	ND
Acetaldehyde	100.00	1581.0	5.4%	ND	ND	ND	1073.921 ↓	819.864 BT	244.005 BT
Propionaldehyde	100.00	1542.3	2.8%	ND	ND	ND	154.477 ↓	105.023 BT	ND
Crotonaldehyde	100.00	1578.5	5.2%	ND	ND	ND	ND	ND	ND
Butyraldehyde	100.00	1622.1	8.1%	ND	ND	ND	218.488 BH	166.376 BT	ND
Benzaldehyde	100.00	1555.3	3.7%	ND	ND	ND	292.286 ↓	236.807 BH	ND
Isovaleraldehyde	100.00	1560.2	4.0%	ND	ND	ND	ND	ND	ND
Valeraldehyde	100.00	1512.7	0.8%	ND	ND	ND	669.895 BH	461.291 BT	ND
o-Tolualdehyde	100.00	1556.6	3.8%	ND	ND	ND	ND	ND	ND
m,p-Tolualdehyde	200.00	3188.7	6.3%	ND	ND	ND	ND	ND	ND
Hexaldehyde	100.00	1617.1	7.8%	ND	ND	ND	2726.928 BH	2063.017 BT	138.879
2,5-Dimethylbenzaldehyde	100.00	1695.7	13.0%	ND	ND	ND	ND	ND	ND

	ug/m3	ug/m3	ug/m3	ug/m3	ug/m3	ug/m3	ug/m3	ug/m3	
Formaldehyde				NA	NA	NA	22.662	17.491	ND
Acetaldehyde				NA	NA	NA	10.386	8.126	2.397
Propionaldehyde				NA	NA	NA	1.494	1.041	ND
Crotonaldehyde				NA	NA	NA	ND	ND	ND
Butyraldehyde				NA	NA	NA	2.113	1.649	ND
Benzaldehyde				NA	NA	NA	2.827	2.347	ND
Isovaleraldehyde				NA	NA	NA	ND	ND	ND
Valeraldehyde				NA	NA	NA	6.479	4.572	ND
o-Tolualdehyde				NA	NA	NA	ND	ND	ND
m,p-Tolualdehyde				NA	NA	NA	ND	ND	ND
Hexaldehyde				NA	NA	NA	26.373	20.446	1.364
2,5-Dimethylbenzaldehyde				NA	NA	NA	ND	ND	ND

	ppb	ppb	ppb	ppb	ppb	ppb	ppb	ppb	
Formaldehyde				NA	NA	NA	18.459	14.247	ND
Acetaldehyde				NA	NA	NA	5.767	4.512	1.331
Propionaldehyde				NA	NA	NA	0.629	0.438	ND
Crotonaldehyde				NA	NA	NA	ND	ND	ND
Butyraldehyde				NA	NA	NA	0.717	0.559	ND
Benzaldehyde				NA	NA	NA	0.652	0.541	ND
Isovaleraldehyde				NA	NA	NA	ND	ND	ND
Valeraldehyde				NA	NA	NA	1.840	1.298	ND
o-Tolualdehyde				NA	NA	NA	ND	ND	ND
m,p-Tolualdehyde				NA	NA	NA	ND	ND	ND
Hexaldehyde				NA	NA	NA	6.440	4.993	0.333
2,5-Dimethylbenzaldehyde				NA	NA	NA	ND	ND	ND

COLUMBIA ANALYTICAL SERVICES

TO11A Aldehyde & Ketone DNPH Analysis by HPLC

Instrument : LC#02
 Detector : UV-VIS 360
 Analyst : MD

Printed : 09/22/09
 Date Acquired : 09/16/09
 Sample Amount : 3ul
 Client & PAI Job# : EH & E P0903146

Sample Information	MDL	P0903146-004 back 1.0ml	P0903146-005 back 1.0ml	P0903146-006 back 1.0ml	P0903146-001 front 1.0ml	P0903146-002 front 1.0ml	MID CCV 1500ng/ml	% Diff
Dilution	1.0	1.0	1.0	1.0	1.0	1.0	1.0	1.0
Sample Volume (L)	NA	109.70	94.30	NA	103.40	100.90	NA	NA
Final Vol.(ml)	1.0	1.0	1.0	1.0	1.0	1.0	1.0	1.0

	ng/sample	ng/sample	ng/sample	ng/sample	ng/sample	ng/sample	ng/sample	% Diff
Formaldehyde	100.00	ND	ND	ND	105.985	1258.704	1610.180	7.3%
Acetaldehyde	100.00	351.967	ND	ND	682.870	1344.412	1600.031	6.7%
Propionaldehyde	100.00	ND	ND	ND	ND	125.906	1587.227	5.8%
Crotonaldehyde	100.00	ND	ND	ND	ND	ND	1609.706	7.3%
Butyraldehyde	100.00	ND	ND	ND	ND	221.649	1621.623	8.1%
Benzaldehyde	100.00	ND	ND	ND	ND	ND	1575.155	5.0%
Isovaleraldehyde	100.00	ND	ND	ND	ND	ND	1596.733	6.4%
Valeraldehyde	100.00	ND	ND	ND	184.446	585.231	1538.356	2.6%
o-Tolualdehyde	100.00	ND	ND	ND	ND	ND	1639.043	9.3%
m,p-Tolualdehyde	200.00	ND	ND	ND	ND	ND	3323.952	10.8%
Hexaldehyde	100.00	290.645	ND	ND	583.506	2136.972	1564.873	4.3%
2,5-Dimethylbenzaldehyde	100.00	ND	ND	ND	ND	ND	1490.722	0.6%

	ug/m3	ug/m3	ug/m3	ug/m3	ug/m3	ug/m3	ug/m3
Formaldehyde		ND	ND	ND	1.025	12.475	
Acetaldehyde		3.208	ND	ND	6.604	13.324	
Propionaldehyde		ND	ND	ND	ND	1.248	
Crotonaldehyde		ND	ND	ND	ND	ND	
Butyraldehyde		ND	ND	ND	ND	2.197	
Benzaldehyde		ND	ND	ND	ND	ND	
Isovaleraldehyde		ND	ND	ND	ND	ND	
Valeraldehyde		ND	ND	ND	1.784	5.800	
o-Tolualdehyde		ND	ND	ND	ND	ND	
m,p-Tolualdehyde		ND	ND	ND	ND	ND	
Hexaldehyde		2.649	ND	ND	5.643	21.179	
2,5-Dimethylbenzaldehyde		ND	ND	ND	ND	ND	

	ppb	ppb	ppb	ppb	ppb	ppb
Formaldehyde		ND	ND	ND	0.835	10.161
Acetaldehyde		1.782	ND	ND	3.667	7.399
Propionaldehyde		ND	ND	ND	ND	0.526
Crotonaldehyde		ND	ND	ND	ND	ND
Butyraldehyde		ND	ND	ND	ND	0.745
Benzaldehyde		ND	ND	ND	ND	ND
Isovaleraldehyde		ND	ND	ND	ND	ND
Valeraldehyde		ND	ND	ND	0.507	1.647
o-Tolualdehyde		ND	ND	ND	ND	ND
m,p-Tolualdehyde		ND	ND	ND	ND	ND
Hexaldehyde		0.647	ND	ND	1.378	5.172
2,5-Dimethylbenzaldehyde		ND	ND	ND	ND	ND

COLUMBIA ANALYTICAL SERVICES

TO11A Aldehyde & Ketone DNPH Analysis by HPLC

Instrument : LC#02
 Detector : UV-VIS 360
 Analyst : MD

Printed : 09/22/09
 Date Acquired : 09/16/09
 Sample Amount : 3ul
 Client & PAI Job# : EH & E P0903146

SAMPLE RESULT SUMMARY

Sample Information	MDL	P0903146-003 front 1.0ml	P0903146-004 front 1.0ml	P0903146-005 front 1.0ml	P0903146-006 front 1.0ml	1500ng/ml TO- 11A S21- 09090903	% Diff
Dilution	1.0	1.0	1.0	1.0	1.0	1.0	
Sample Volume (L)	NA	101.80	109.70	94.30	NA	NA	
Final Vol.(ml)	1.0	1.0	1.0	1.0	1.0	1.0	

	ng/sample	ng/sample	ng/sample	ng/sample	ng/sample	ng/sample	% Diff
Formaldehyde	100.00	2731.621	3191.942	ND	ND	1590.968	6.1%
Acetaldehyde	100.00	1354.028	1509.751	ND	ND	1586.010	5.7%
Propionaldehyde	100.00	174.416	206.810	ND	ND	1624.727	8.3%
Crotonaldehyde	100.00	ND	ND	ND	ND	1624.390	8.3%
Butyraldehyde	100.00	268.822	311.545	ND	ND	1621.092	8.1%
Benzaldehyde	100.00	652.620	444.264	ND	ND	1528.698	1.9%
Isovaleraldehyde	100.00	113.494	111.995	ND	ND	1572.112	4.8%
Valeraldehyde	100.00	760.969	934.934	ND	ND	1494.403	0.4%
o-Tolualdehyde	100.00	ND	ND	ND	ND	1532.163	2.1%
m,p-Tolualdehyde	200.00	ND	ND	ND	ND	3247.206	8.2%
Hexaldehyde	100.00	3051.547	3992.909	ND	ND	1601.517	6.8%
2,5-Dimethylbenzaldehyde	100.00	ND	ND	ND	ND	1711.367	14.1%

	ug/m3	ug/m3	ug/m3	ug/m3	ug/m3
Formaldehyde		26.833	29.097	ND	ND
Acetaldehyde		13.301	13.763	ND	ND
Propionaldehyde		1.713	1.885	ND	ND
Crotonaldehyde		ND	ND	ND	ND
Butyraldehyde		2.641	2.840	ND	ND
Benzaldehyde		6.411	4.050	ND	ND
Isovaleraldehyde		1.115	1.021	ND	ND
Valeraldehyde		7.475	8.523	ND	ND
o-Tolualdehyde		ND	ND	ND	ND
m,p-Tolualdehyde		ND	ND	ND	ND
Hexaldehyde		29.976	36.398	ND	ND
2,5-Dimethylbenzaldehyde		ND	ND	ND	ND

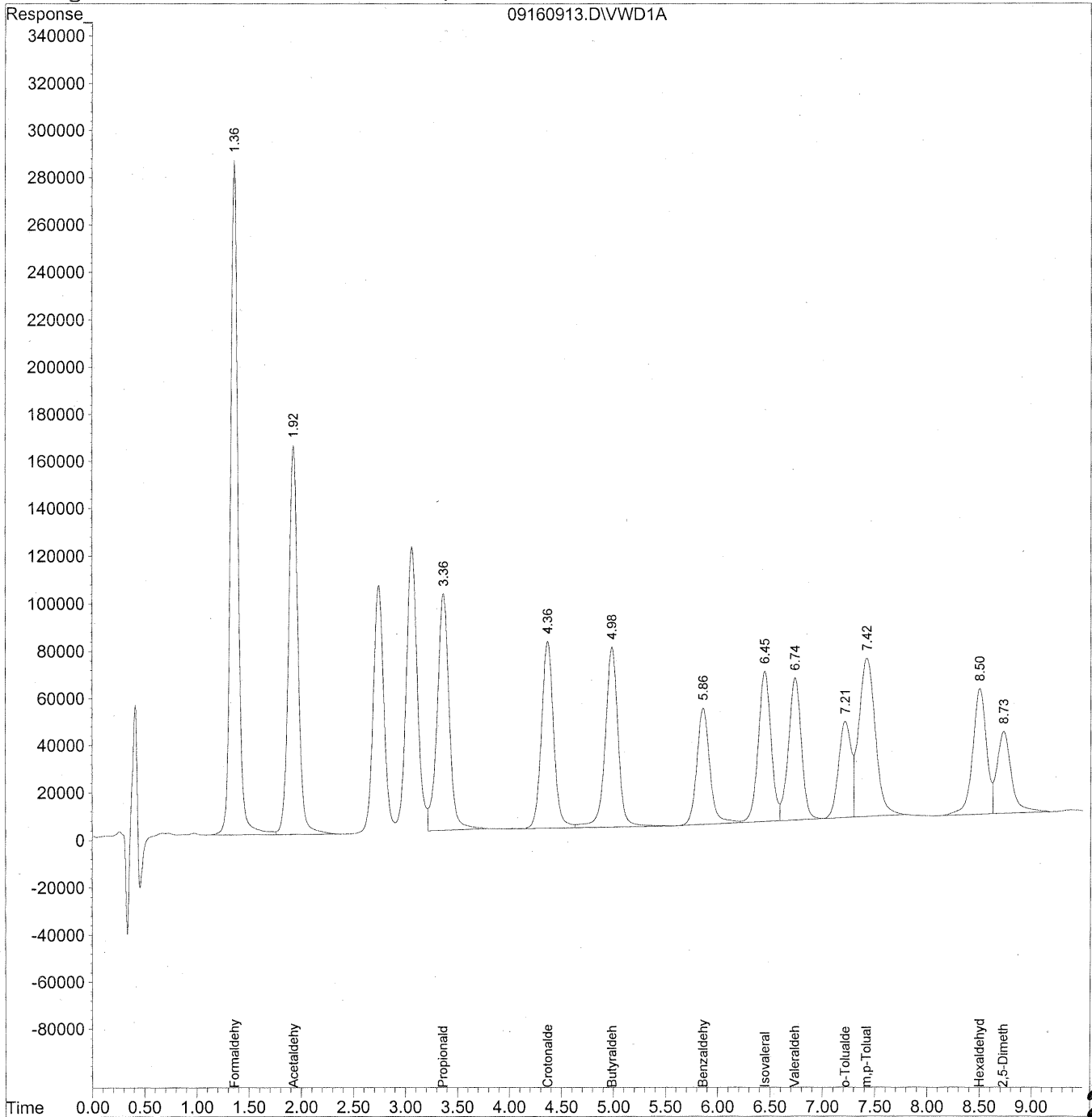
	ppb	ppb	ppb	ppb	ppb
Formaldehyde		21.856	23.700	ND	ND
Acetaldehyde		7.386	7.642	ND	ND
Propionaldehyde		0.722	0.794	ND	ND
Crotonaldehyde		ND	ND	ND	ND
Butyraldehyde		0.896	0.963	ND	ND
Benzaldehyde		1.478	0.933	ND	ND
Isovaleraldehyde		0.317	0.290	ND	ND
Valeraldehyde		2.123	2.420	ND	ND
o-Tolualdehyde		ND	ND	ND	ND
m,p-Tolualdehyde		ND	ND	ND	ND
Hexaldehyde		7.320	8.889	ND	ND
2,5-Dimethylbenzaldehyde		ND	ND	ND	ND

Quantitation Report

Data File : J:\LC02\DATA\TO11A\2009_09\16\09160913.D Vial: 10
Acq On : 16-Sep-2009, 13:14 Operator: MD
Sample : 1500ng/ml TO-11A S21-09090903 Inst : VWD
Misc : Multiplr: 1.00
IntFile : events.e
Quant Time: Sep 16 14:05 19109 Quant Results File: TO110909.RES

Quant Method : J:\LC02\METHODS\TO110909.M (Chemstation Integrator)
Title : LC-1050 TO-11A ICAL
Last Update : Thu Sep 10 12:03:26 2009
Response via : Multiple Level Calibration
DataAcq Meth : TO-11A.M

Volume Inj. : 3uL
Signal Phase : Supelcosil LC-18
Signal Info : 3.3cm x 3mm, 3um



Quantitation Report (QT Reviewed)

Data File : J:\LC02\DATA\TO11A\2009_09\16\09160913.D Vial: 10
 Acq On : 16-Sep-2009, 13:14 Operator: MD
 Sample : 1500ng/ml TO-11A S21-09090903 Inst : VWD
 Misc : Multiplr: 1.00
 IntFile : events.e
 Quant Time: Sep 16 14:05 19109 Quant Results File: TO110909.RES

Quant Method : J:\LC02\METHODS\TO110909.M (Chemstation Integrator)
 Title : LC-1050 TO-11A ICAL
 Last Update : Thu Sep 10 12:03:26 2009
 Response via : Initial Calibration
 DataAcq Meth : TO-11A.M

Volume Inj. : 3uL
 Signal Phase : Supelcosil LC-18
 Signal Info : 3.3cm x 3mm, 3um

(MD)
 9/22/09

Compound	R.T.	Response	Conc Units

Target Compounds			
1) Formaldehyde	1.36	14252679	1595.075 ng/ml
2) Acetaldehyde	1.93	10277749	1580.998 ng/ml
3) Propionaldehyde	3.37	8016470	1542.274 ng/ml
4) Crotonaldehyde	4.37	6408166	1578.533 ng/ml
5) Butyraldehyde	4.99	6573986	1622.098 ng/ml
6) Benzaldehyde	5.86	4243343	1555.263 ng/ml
7) Isovaleraldehyde	6.45	5369934	1560.216 ng/ml
8) Valeraldehyde	6.74	5142606	1512.692 ng/ml
9) o-Tolualdehyde	7.22	3416096	1556.619 ng/ml
10) m,p-Tolualdehyde	7.42	7324144	3188.679 ng/ml
11) Hexaldehyde	8.50	4787720	1617.077 ng/ml
12) 2,5-Dimethylbenzaldehyde	8.73	3383788	1695.716 ng/ml

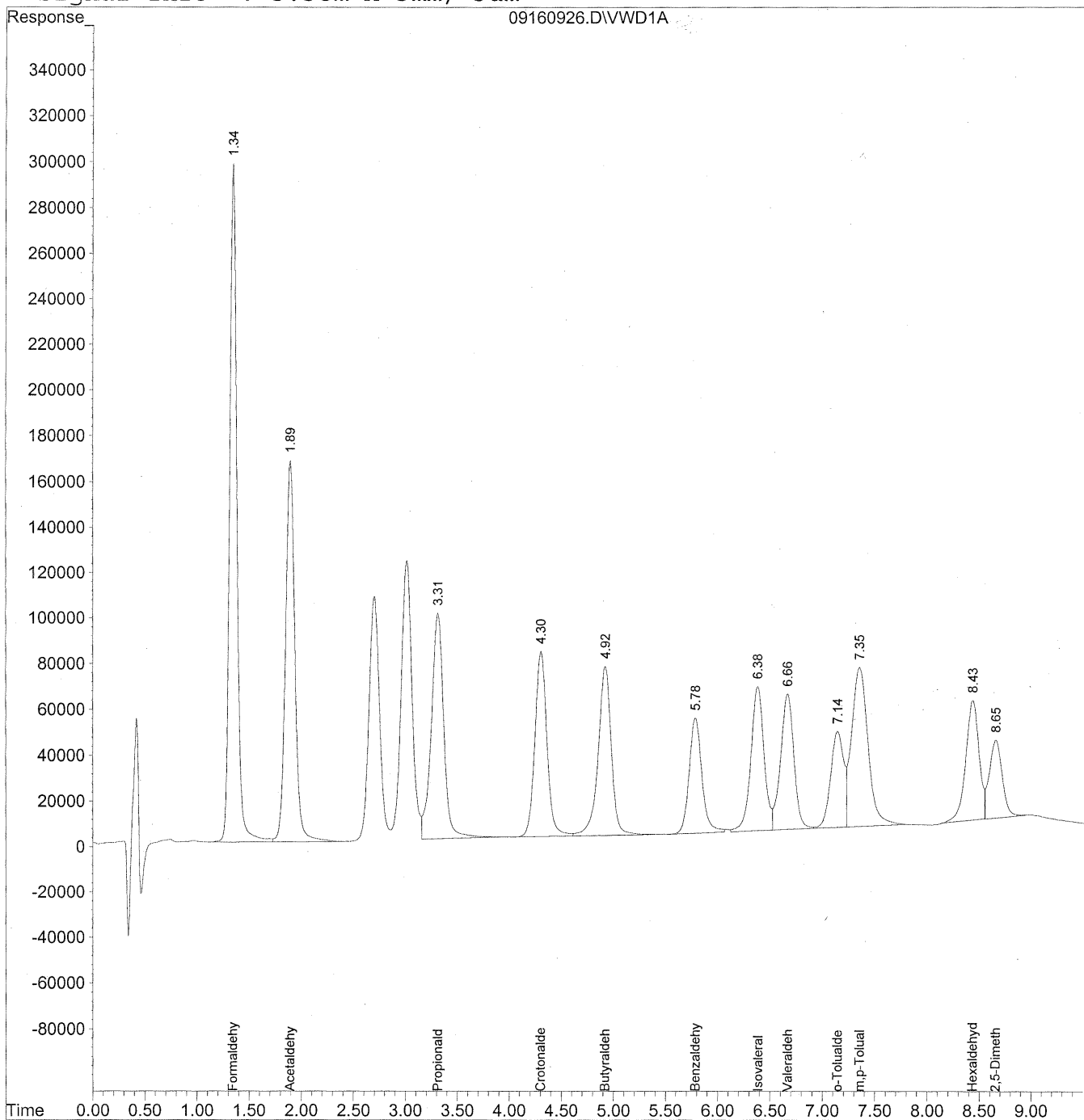
HC
 9/22/09

Quantitation Report

Data File : J:\LC02\DATA\TO11A\2009_09\16\09160926.D Vial: 10
Acq On : 16-Sep-2009, 15:49 Operator: MD
Sample : MID CCV 1500ng/ml Inst : VWD
Misc : Multiplr: 1.00
IntFile : events.e
Quant Time: Sep 21 16:18 19109 Quant Results File: TO110909.RES

Quant Method : J:\LC02\METHODS\TO110909.M (Chemstation Integrator)
Title : LC-1050 TO-11A ICAL
Last Update : Mon Sep 21 12:16:55 2009
Response via : Multiple Level Calibration
DataAcq Meth : TO-11A.M

Volume Inj. : 3uL
Signal Phase : Supelcosil LC-18
Signal Info : 3.3cm x 3mm, 3um



Data File : J:\LC02\DATA\TO11A\2009_09\16\09160926.D Vial: 10
 Acq On : 16-Sep-2009, 15:49 Operator: MD
 Sample : MID CCV 1500ng/ml Inst : VWD
 Misc : Multiplr: 1.00
 IntFile : events.e
 Quant Time: Sep 21 16:18 19109 Quant Results File: TO110909.RES

Quant Method : J:\LC02\METHODS\TO110909.M (Chemstation Integrator)
 Title : LC-1050 TO-11A ICAL
 Last Update : Mon Sep 21 12:16:55 2009
 Response via : Initial Calibration
 DataAcq Meth : TO-11A.M

Volume Inj. : 3uL
 Signal Phase : Supelcosil LC-18
 Signal Info : 3.3cm x 3mm, 3um

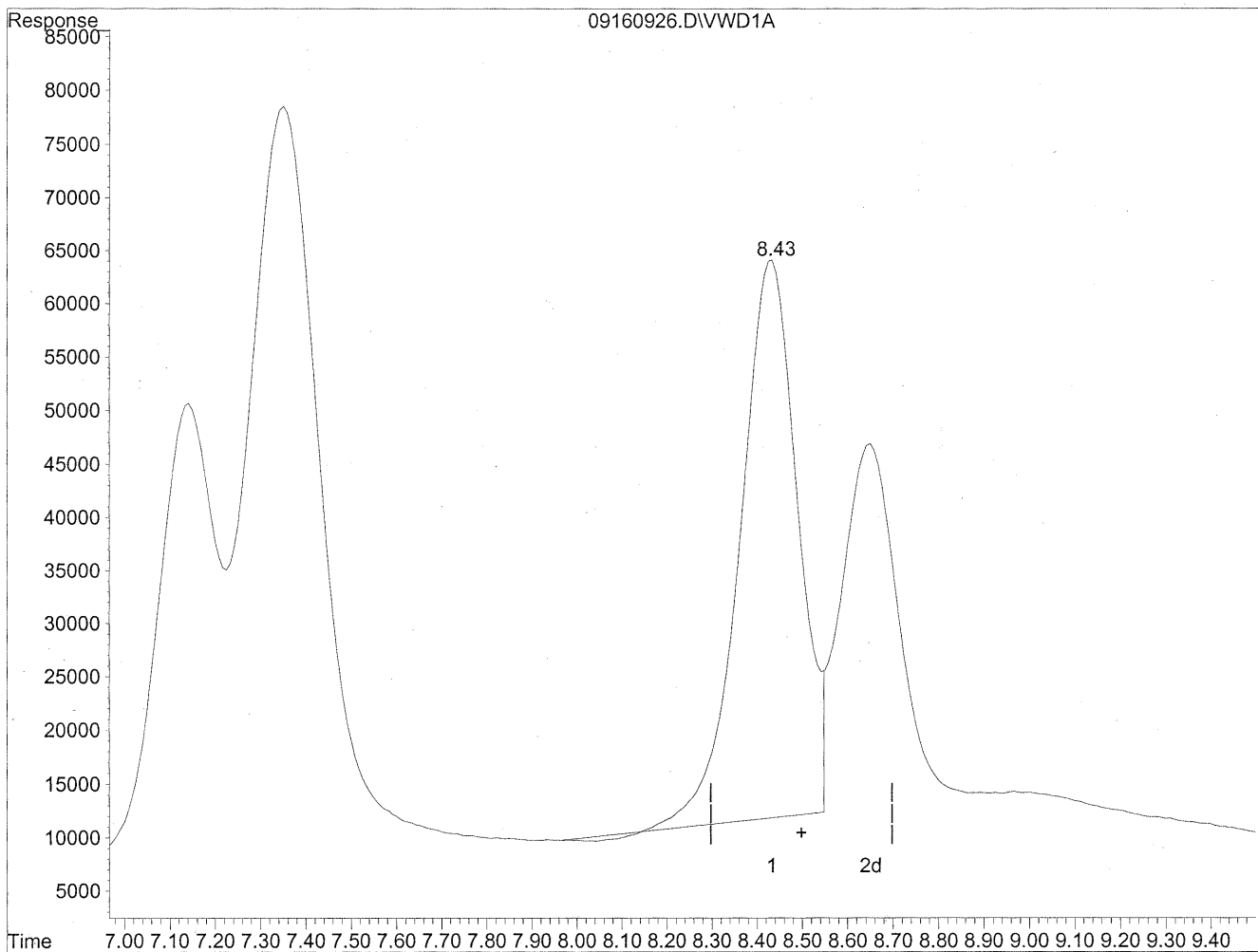
Compound	R.T.	Response	Conc	Units

Target Compounds				
1) Formaldehyde	1.35	14387649	1610.180	ng/ml
2) Acetaldehyde	1.89	10401476	1600.031	ng/ml
3) Propionaldehyde	3.31	8250128	1587.227	ng/ml
4) Crotonaldehyde	4.30	6534716	1609.706	ng/ml
5) Butyraldehyde	4.92	6572062	1621.623	ng/ml
6) Benzaldehyde	5.79	4297616	1575.155	ng/ml
7) Isovaleraldehyde	6.38	5495616	1596.733	ng/ml
8) Valeraldehyde	6.67	5229857	1538.356	ng/ml
9) o-Tolualdehyde	7.14	3596981	1639.043	ng/ml
10) m,p-Tolualdehyde	7.35	7634856	3323.952	ng/ml
11) Hexaldehyde	8.43	4633159	1564.873	ng/mlm
12) 2,5-Dimethylbenzaldehyde	8.65	2974724	1490.722	ng/ml

Quantitation Report

Data File : J:\LC02\DATA\TO11A\2009_09\16\09160926.D Vial: 10
Acq On : 16-Sep-2009, 15:49 Operator: MD
Sample : MID CCV 1500ng/ml Inst : VWD
Misc : Multiplr: 1.00
IntFile : events.e
Quant Time: Sep 21 16:18 19109 Quant Results File: TO110909.RES

Method : J:\LC02\METHODS\TO110909.M (Chemstation Integrator)
Title : LC-1050 TO-11A ICAL
Last Update : Mon Sep 21 12:16:55 2009
Response via : Multiple Level Calibration

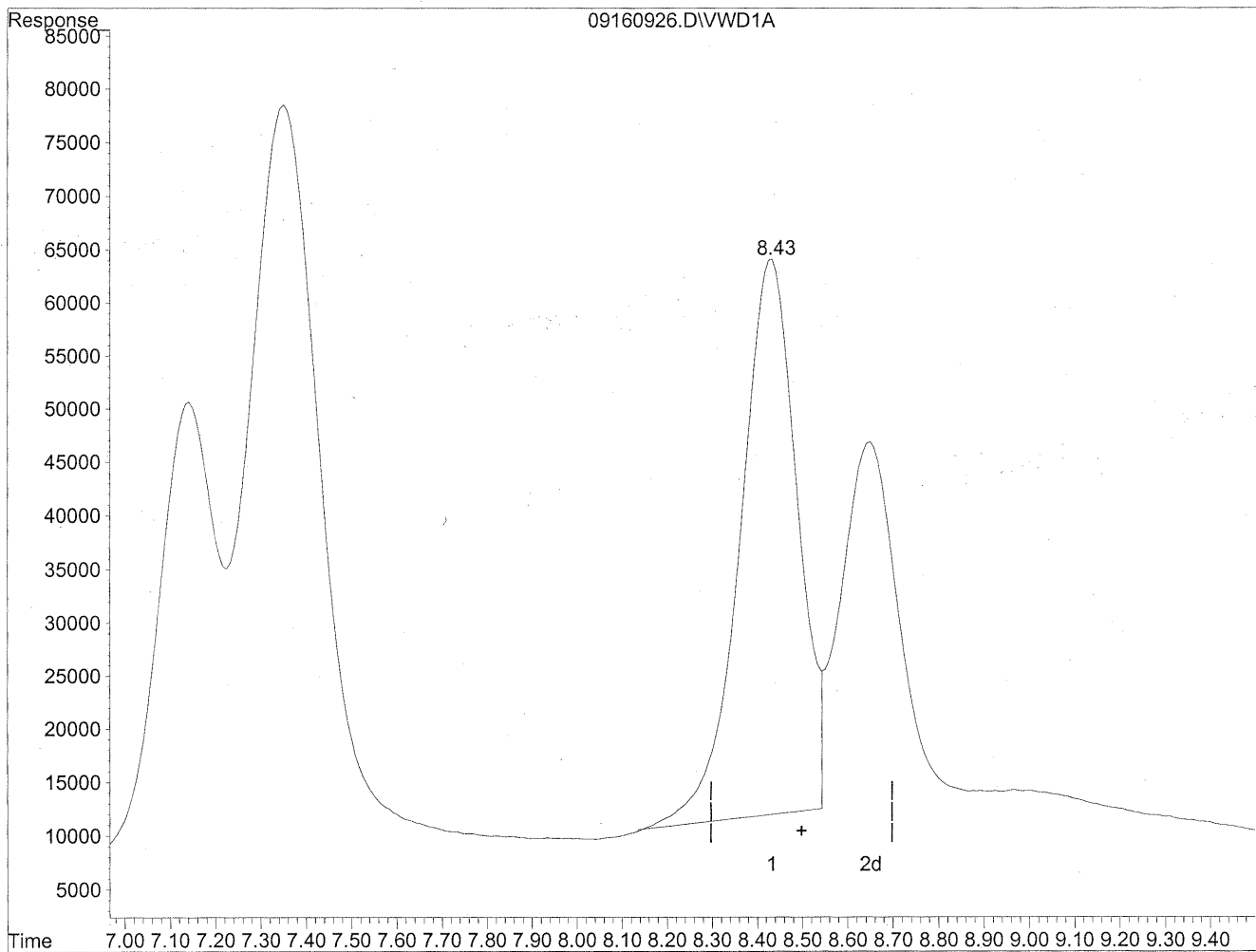


(11) Hexaldehyde
8.43min 1552.590ng/ml
response 4596790

Quantitation Report

Data File : J:\LC02\DATA\TO11A\2009_09\16\09160926.D Vial: 10
Acq On : 16-Sep-2009, 15:49 Operator: MD
Sample : MID CCV 1500ng/ml Inst : VWD
Misc : Multiplr: 1.00
IntFile : events.e
Quant Time: Sep 21 16:18 19109 Quant Results File: TO110909.RES

Method : J:\LC02\METHODS\TO110909.M (Chemstation Integrator)
Title : LC-1050 TO-11A ICAL
Last Update : Mon Sep 21 12:16:55 2009
Response via : Multiple Level Calibration



(11) Hexaldehyde

8.43min 1564.873ng/ml m

response 4633159

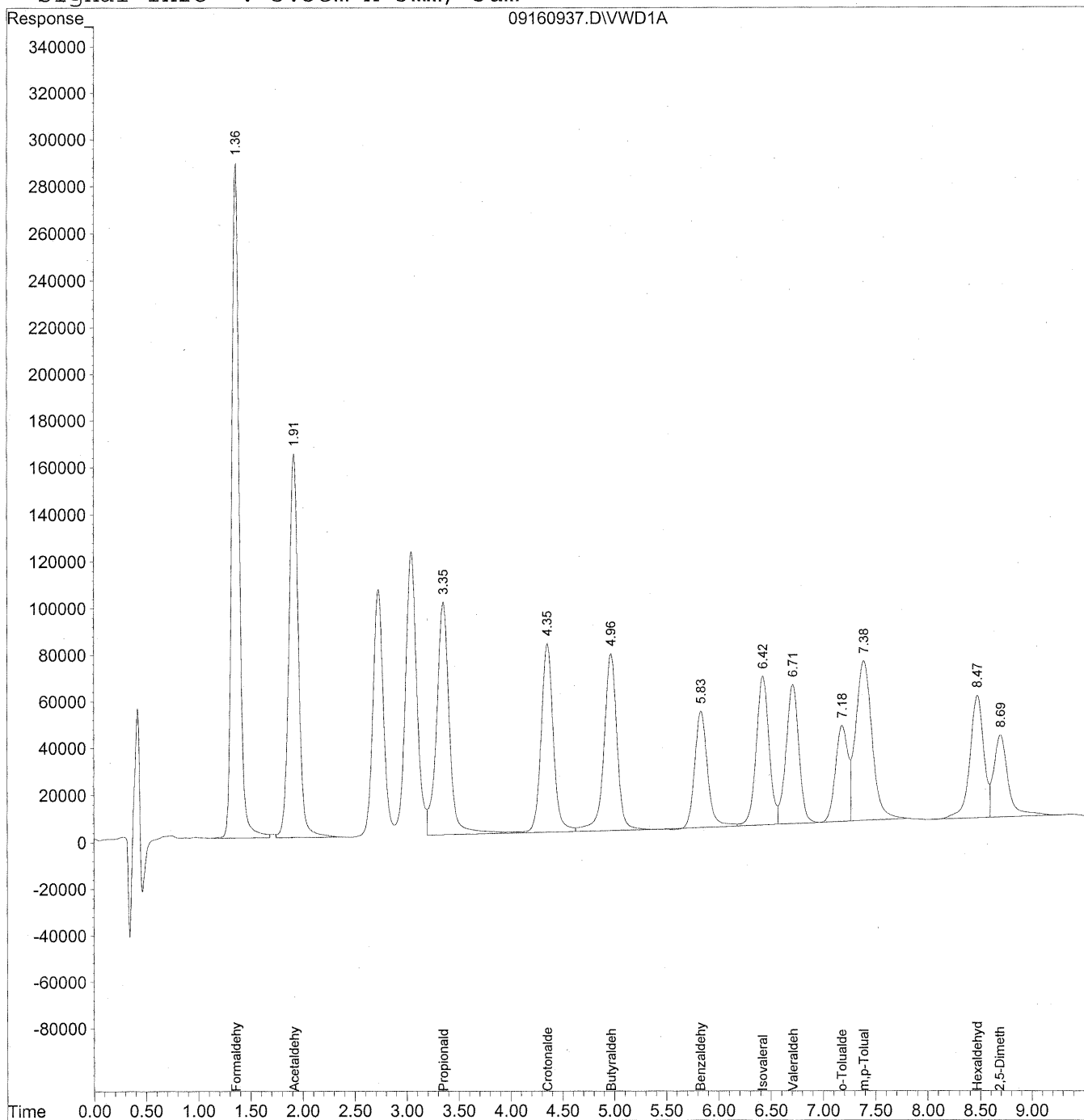
Handwritten notes:
+LC
9/21/09
(MD)
9/21/09
IC

Quantitation Report

Data File : J:\LC02\DATA\TO11A\2009_09\16\09160937.D Vial: 10
Acq On : 16-Sep-2009, 18:01 Operator: MD
Sample : 1500ng/ml TO-11A S21-09090903 Inst : VWD
Misc : Multiplr: 1.00
IntFile : events.e
Quant Time: Sep 21 16:31 19109 Quant Results File: TO110909.RES

Quant Method : J:\LC02\METHODS\TO110909.M (Chemstation Integrator)
Title : LC-1050 TO-11A ICAL
Last Update : Mon Sep 21 12:16:55 2009
Response via : Multiple Level Calibration
DataAcq Meth : TO-11A.M

Volume Inj. : 3uL
Signal Phase : Supelcosil LC-18
Signal Info : 3.3cm x 3mm, 3um



224

Data File : J:\LC02\DATA\TO11A\2009_09\16\09160937.D Vial: 10
 Acq On : 16-Sep-2009, 18:01 Operator: MD
 Sample : 1500ng/ml TO-11A S21-09090903 Inst : VWD
 Misc : Multiplr: 1.00
 IntFile : events.e
 Quant Time: Sep 21 16:31 19109 Quant Results File: TO110909.RES

Quant Method : J:\LC02\METHODS\TO110909.M (Chemstation Integrator)
 Title : LC-1050 TO-11A ICAL
 Last Update : Mon Sep 21 12:16:55 2009
 Response via : Initial Calibration
 DataAcq Meth : TO-11A.M

Volume Inj. : 3uL
 Signal Phase : Supelcosil LC-18
 Signal Info : 3.3cm x 3mm, 3um

Compound	R.T.	Response	Conc	Units

Target Compounds				
1) Formaldehyde	1.36	14215985	1590.968	ng/ml
2) Acetaldehyde	1.92	10310329	1586.010	ng/ml
3) Propionaldehyde	3.35	8445043	1624.727	ng/ml
4) Crotonaldehyde	4.35	6594324	1624.390	ng/ml
5) Butyraldehyde	4.97	6569909	1621.092	ng/ml
6) Benzaldehyde	5.83	4170866	1528.698	ng/ml
7) Isovaleraldehyde	6.42	5410876	1572.112	ng/ml
8) Valeraldehyde	6.71	5080430	1494.403	ng/ml
9) o-Tolualdehyde	7.18	3362425	1532.163	ng/ml
10) m,p-Tolualdehyde	7.39	7458577	3247.206	ng/ml
11) Hexaldehyde	8.47	4741651	1601.517	ng/ml
12) 2,5-Dimethylbenzaldehyde	8.69	3415019	1711.367	ng/ml

RUN LOGS

Injection Log

Directory: j:\lc02\data\to11a\2009_09\09

Line	Vial	FileName	Multiplier	SampleName	Misc Info	Injected
		09090901.d	1.			
		09090902.d	1.			
	102	09090903.d	1.	TO11 STD TEST		09-Sep-09, 12:4
	102	09090904.d	1.	TO11 STD TEST		09-Sep-09, 12:5
	10	09090905.d	1.	TO11 STD TEST		09-Sep-09, 26:1
	10	09090906.d	1.	TO11 STD TEST		09-Sep-09, 26:3
	10	09090907.d	1.	ACN BLANK Lot CY331		09-Sep-09, 27:0
	9	09090908.d	1.	50ng/ml TO-11A S21-09080905		09-Sep-09, 27:2
	9	09090909.d	1.	50ng/ml TO-11A S21-09080905		09-Sep-09, 27:3
0	9	09090910.d	1.	50ng/ml TO-11A S21-09080905		09-Sep-09, 27:4
1	8	09090911.d	1.	100ng/ml TO-11A S21-09080904		09-Sep-09, 27:5
2	8	09090912.d	1.	100ng/ml TO-11A S21-09080904		09-Sep-09, 28:0
3	8	09090913.d	1.	100ng/ml TO-11A S21-09080904		09-Sep-09, 28:1
4	7	09090914.d	1.	500ng/ml TO-11A S21-09080903		09-Sep-09, 28:2
5	7	09090915.d	1.	500ng/ml TO-11A S21-09080903		09-Sep-09, 28:4
6	7	09090916.d	1.	500ng/ml TO-11A S21-09080903		09-Sep-09, 28:5
7	6	09090917.d	1.	1500ng/ml TO-11A S21-09090903		09-Sep-09, 29:0
8	6	09090918.d	1.	1500ng/ml TO-11A S21-09090903		09-Sep-09, 29:1
9	6	09090919.d	1.	1500ng/ml TO-11A S21-09090903		09-Sep-09, 29:2
0	5	09090920.d	1.	5000ng/ml TO-11A S21-09080902		09-Sep-09, 29:3
1	5	09090921.d	1.	5000ng/ml TO-11A S21-09080902		09-Sep-09, 29:4
2	5	09090922.d	1.	5000ng/ml TO-11A S21-09080902		09-Sep-09, 30:0
3	4	09090923.d	1.	10000ng/ml TO-11A S21-09080901		09-Sep-09, 30:1
4	4	09090924.d	1.	10000ng/ml TO-11A S21-09080902		09-Sep-09, 30:2
5	4	09090925.d	1.	10000ng/ml TO-11A S21-09080902		09-Sep-09, 30:3
6	3	09090926.d	1.	~1500ng/ml TO-11A ICV S21-07270907		09-Sep-09, 30:4
7	3	09090927.d	1.	~1500ng/ml TO-11A ICV S21-07270907		09-Sep-09, 30:5
8	3	09090928.d	1.	~1500ng/ml TO-11A ICV S21-07270907		09-Sep-09, 31:0

> injected ICV 3x
by mistake (mk)
9/10/09

Injection Log

Directory: j:\lc02\data\to11a\2009_09\16

Line	Vial	FileName	Multiplier	SampleName	Misc Info	Injected
1	10	09160901.d	1.	prime		16-Sep-09, 22:5
2	10	09160902.d	1.	1500ng/ml TO-11A S21-09090903		16-Sep-09, 23:0
3	9	09160903.d	1.	ACN blank Lot CY331		16-Sep-09, 23:1
4	8	09160904.d	1.	P0903144-003 front 10x dil	EH & E P0903144B	16-Sep-09, 23:3
5	7	09160905.d	1.	P0903144-004 front 10x dil		16-Sep-09, 23:4
6	6	09160906.d	1.	P0903195-003 front 10x dil	EH & E P0903195B	16-Sep-09, 23:5
7	5	09160907.d	1.	P0903195-013 front 10x dil		16-Sep-09, 12:0
8	4	09160908.d	1.	P0903195-014 front 10x dil		16-Sep-09, 12:1
9	3	09160909.d	1.	P0903195-015 front 10x dil		16-Sep-09, 12:2
10	2	09160910.d	1.	P0903195-016 front 10x dil		16-Sep-09, 12:3
11	11	09160911.d	1.	P0903195-005 front Rerun		16-Sep-09, 12:5
12	12	09160912.d	1.	P0903195-024 front Rerun		16-Sep-09, 25:0
13	10	09160913.d	1.	1500ng/ml TO-11A S21-09090903		16-Sep-09, 25:1
14	9	09160914.d	1.	ACN blank lot CY331		16-Sep-09, 25:2
15	101	09160915.d	1.	MB-1 front 1.0ml lot 5855/5994	9/15	16-Sep-09, 25:3
16	102	09160916.d	1.	MB-1 back 1.0ml lot 5855/5994	9/15	16-Sep-09, 25:3
17	103	09160917.d	1.	P0903146-001 back 1.0ml		16-Sep-09, 26:0
18	104	09160918.d	1.	P0903146-002 back 1.0ml		16-Sep-09, 26:1
19	105	09160919.d	1.	P0903146-003 back 1.0ml		16-Sep-09, 26:2
20	106	09160920.d	1.	P0903146-004 back 1.0ml		16-Sep-09, 26:3
21	107	09160921.d	1.	P0903146-005 back 1.0ml		16-Sep-09, 26:5
22	108	09160922.d	1.	P0903146-006 back 1.0ml		16-Sep-09, 27:0
23	109	09160923.d	1.	P0903146-001 front 1.0ml		16-Sep-09, 27:1
24	110	09160924.d	1.	P0903146-002 front 1.0ml		16-Sep-09, 27:2
25	9	09160925.d	1.	acn blank		16-Sep-09, 27:3
26	10	09160926.d	1.	MID CCV 1500ng/ml		16-Sep-09, 27:4
27	111	09160927.d	1.	P0903146-003 front 1.0ml		16-Sep-09, 28:0
28	112	09160928.d	1.	P0903146-004 front 1.0ml		16-Sep-09, 28:1
29	113	09160929.d	1.	P0903146-005 front 1.0ml		16-Sep-09, 28:2
30	114	09160930.d	1.	P0903146-006 front 1.0ml		16-Sep-09, 28:3
31	115	09160931.d	1.	P0903147-001 back 1.0ml		16-Sep-09, 28:5
32	116	09160932.d	1.	P0903147-002 back 1.0ml		16-Sep-09, 29:0
33	117	09160933.d	1.	P0903147-003 back 1.0ml		16-Sep-09, 29:1
34	118	09160934.d	1.	P0903147-004 back 1.0ml		16-Sep-09, 29:2
35	119	09160935.d	1.	P0903147-005 back 1.0ml		16-Sep-09, 29:3
36	120	09160936.d	1.	P0903147-006 back 1.0ml		16-Sep-09, 29:5
37	10	09160937.d	1.	1500ng/ml TO-11A S21-09090903		16-Sep-09, 30:0
38	9	09160938.d	1.	ACN blank lot CY331		16-Sep-09, 30:1
39	121	09160939.d	1.	MB-2 front 1.0ml lot 5855/5994	9/15	16-Sep-09, 30:2
40	122	09160940.d	1.	MB-2 back 1.0ml lot 5855/5994	9/15	16-Sep-09, 30:3
41	123	09160941.d	1.	P0903147-001 front 1.0ml		16-Sep-09, 30:4
42	124	09160942.d	1.	P0903147-002 front 1.0ml		16-Sep-09, 31:0
43	125	09160943.d	1.	P0903147-003 front 1.0ml		16-Sep-09, 31:1
44	126	09160944.d	1.	P0903147-004 front 1.0ml		16-Sep-09, 31:2
45	127	09160945.d	1.	P0903147-005 front 1.0ml		16-Sep-09, 31:3
46	128	09160946.d	1.	P0903147-006 front 1.0ml		16-Sep-09, 31:4
47	129	09160947.d	1.	P0903140-003 back 1.0ml		16-Sep-09, 32:0
48	130	09160948.d	1.	P0903140-004 back 1.0ml		16-Sep-09, 32:1
49	131	09160949.d	1.	P0903140-005 back 1.0ml		16-Sep-09, 32:2
50	10	09160950.d	1.	MID CCV 1500ng/ml		16-Sep-09, 32:3
51	132	09160951.d	1.	P0903176-003 back 1.0ml		16-Sep-09, 32:4
52	133	09160952.d	1.	P0903176-004 back 1.0ml		16-Sep-09, 33:0
53	134	09160953.d	1.	P0903176-005 back 1.0ml		16-Sep-09, 33:1
54	135	09160954.d	1.	P0903140-003 front 1.0ml		16-Sep-09, 33:2
55	136	09160955.d	1.	P0903140-004 front 1.0ml		16-Sep-09, 33:3
56	137	09160956.d	1.	P0903140-005 front 1.0ml		16-Sep-09, 33:4
57	138	09160957.d	1.	P0903176-003 front 1.0ml		16-Sep-09, 33:5

Injection Log

Directory: j:\lc02\data\to11a\2009_09\16

Line	Vial	FileName	Multiplier	SampleName	Misc Info	Injected
58	139	09160958.d	1.	P0903176-004 front 1.0ml		16-Sep-09, 34:1
59	140	09160959.d	1.	P0903176-005 front 1.0ml		16-Sep-09, 34:2
60	10	09160960.d	1.	1500ng/ml end std		16-Sep-09, 34:3
61	10	09160961.d	1.	1500ng/ml end std		17-Sep-09, 20:3