

Manufacturer: MeadWestvaco Healthcare Packaging  
Model: Surepak, Full Format Surepak

ASTM Type: XIII B

Description:

This is a semi-rigid blister reclosable package. It is available in two sizes, the Surepak (Figure 1A) and the Full Format Surepak (Figure 1B).



Figure 1A



Figure 1B

The Surepak (Figure 2A) and Full Format Surepak (Figure 2B) consist of a fiberboard and plastic outer carton containing an affixed blister card.

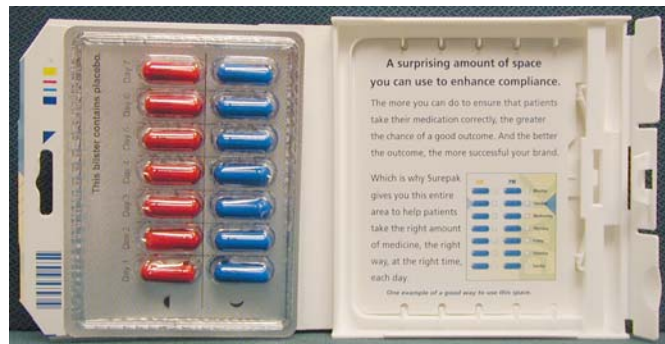


Figure 2A

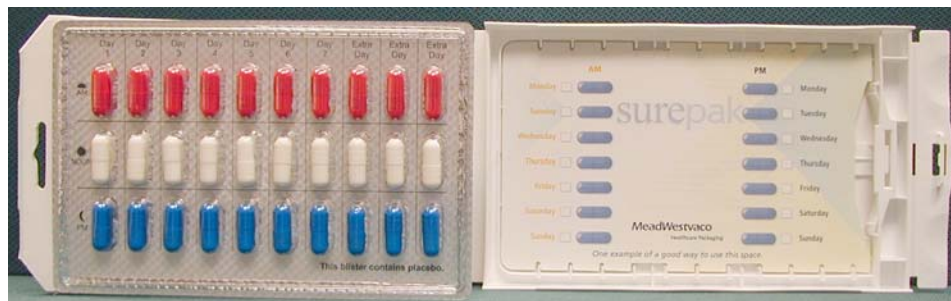


Figure 2B

The front of the blister card covers each tablet with a clear semi-rigid plastic film (Figure 3A) and the back of the card is foil (Figure 3B).



Figure 3A



Figure 3B

The Surepak (Figure 4A) and Full Format Surepak (Figure 4B) are opened by pushing a finger through a hole on the back of the outer carton (see arrow in Figures 4A and B), pulling back on a trigger to release a latch while lifting one of the two tabs on the front of the outer carton (Figures 5A and 6A), and exposing the blister card (Figures 2 and 3). Once the blister card is exposed, a tablet is pushed out through the foil backing. The trigger, which is behind a hole in the outer carton, is connected to a latch that holds a tab of the outer carton closed (see arrows Figures 5B and 6B).

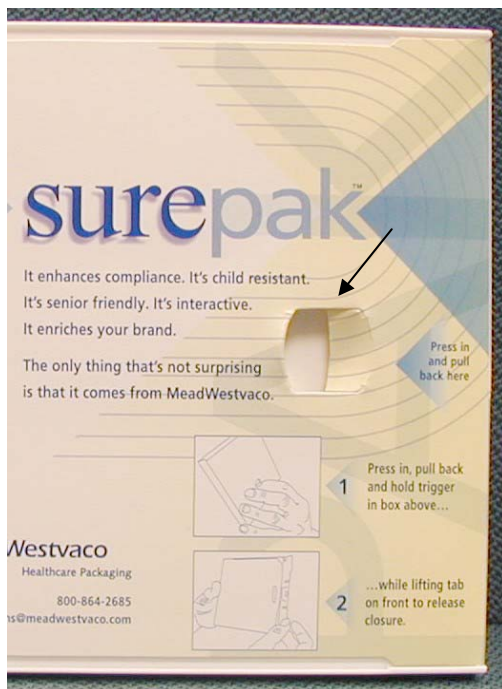


Figure 4A




Figure 4B

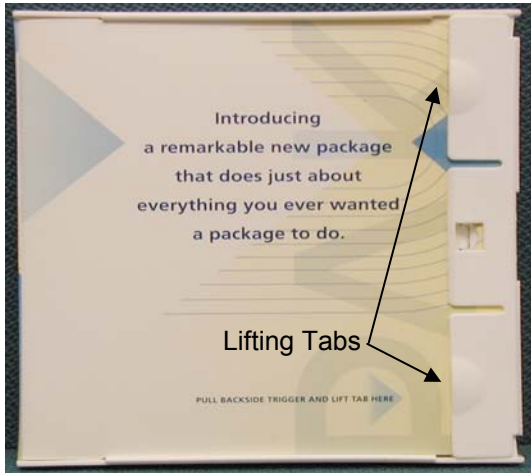


Figure 5A Surepak



Figure 5B Surepak

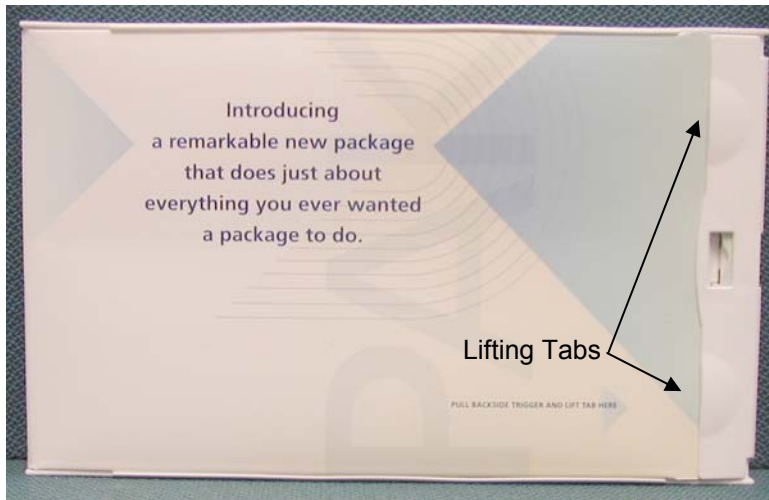


Figure 6A Surepak Full Format

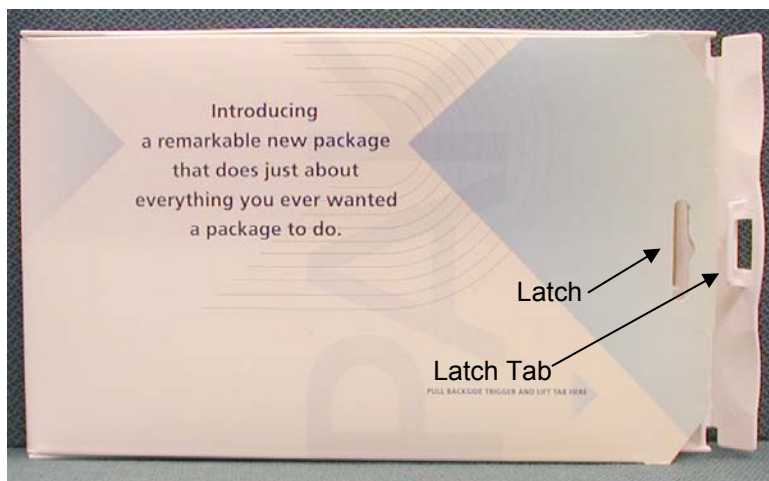


Figure 6B Surepak Full Format

The manufacturer's instructions on the back of the outer carton are a combination of written text and graphical illustrations. The Surepak instructions are below (Figure 7):

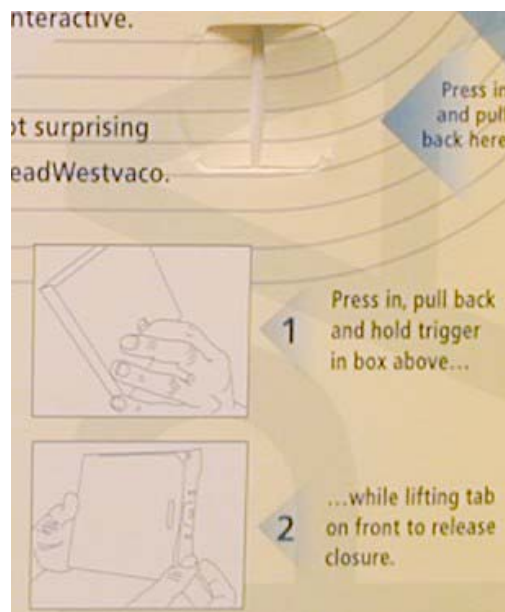


Figure 7

(There is a hole on the back of the outer carton and to the right of the hole are instructions that read:)

Press in  
and pull  
back here

(There is a picture of the package held in a hand, the index finger has been inserted into the hole and is holding the trigger.)

Press in, pull back  
and hold trigger  
in box above ...

(There is a picture of the other side of the package, it is still being held with one hand but now the other hand is lifting the front tab to release the closure.)

...while lifting tab  
on front to release  
closure.



The manufacturer's instructions on the back of the Surepak Full Format are identical to those of the Surepak except that the access hole is between the two graphical instruction blocks (Figure 8):



Figure 8

The manufacturer's instructions on the front of the outer cartons are (Figure 9):

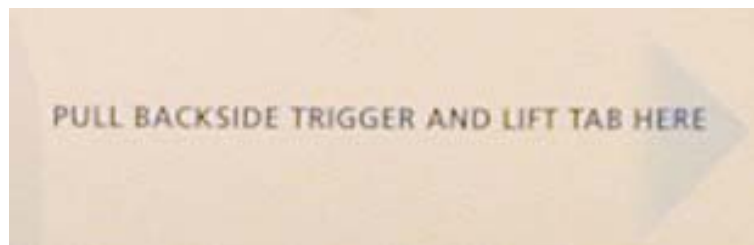


Figure 9

PULL BACKSIDE TRIGGER AND LIFT TAB HERE

There are no manufacturer's instructions on the blister card.