



United States
Consumer Product Safety Commission

eFiling Overview

Arthur Laciak, eFiling Program Specialist

April 2024

Disclaimer: This presentation was prepared by CPSC Staff and may not necessarily reflect the views of the Commission.







What is eFiling?

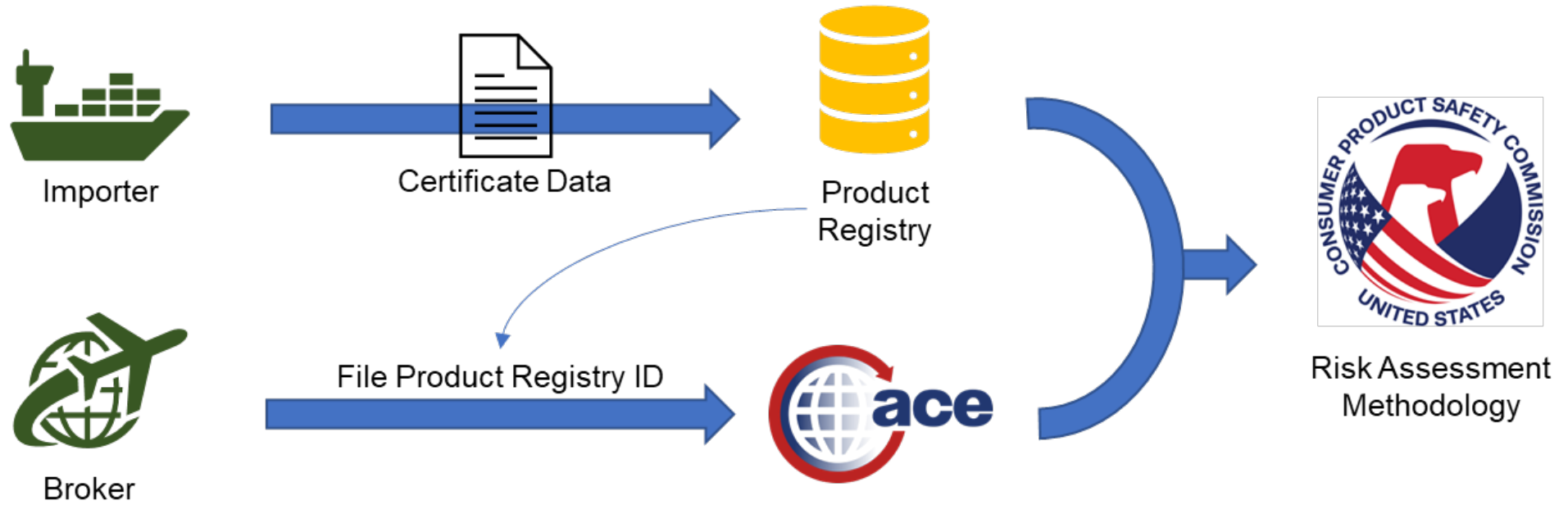


eFiling is a CPSC initiative under which importers of regulated consumer products will electronically file (eFile) data elements from a certificate of compliance with U.S. Customs and Border Protection (CBP), via a Partner Government Agency (PGA) Message Set.

eFiling – CPSC’s Modern Approach for Filing Certificate Data

-  Data stored electronically in the secure CPSC Product Registry
-  Multiple options for electronically filing a PGA Message Set before a shipment arrives
-  Real-time data capture and streamlined processes for Trade
-  Easier compliance with CPSC’s certification requirements

Option 1: Reference Message Set

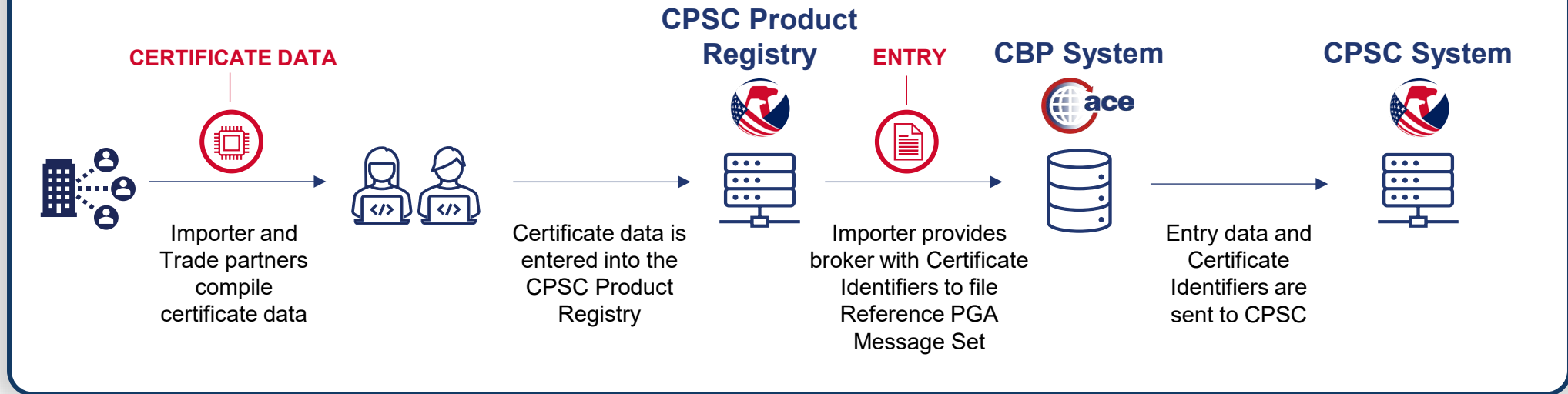


Option 2: Full Message Set



Why eFiling?

eFiling a Reference PGA Message Set



Projected Benefits



Reduction in risk score



Reduced hold times



Fewer exams



Fewer holds to check for certificates



Greater focus on higher risk products



Reduced costs to the importer

What Must be Certified?

Products must be certified if they are...



Subject to a consumer product safety rule, ban, similar rule, standard, or regulation;



Imported for consumption or warehousing;



Or distributed in commerce.



Importers are responsible for certification.



Both importers and their trade partners should have a clear understanding of which standards need to be met.



All trade parties must know which mandatory standards apply to the products they are importing.

Types of Certificates

- Children's Product Certificate (CPC) - the manufacturer or importer certifies that its children's product complies with all applicable children's product safety rules (bans, standards, similar rules, or regulations).
<https://www.cpsc.gov/Testing-Certification/Childrens-Product-Certificate-CPC>
- General Certificate of Conformity (GCC) – the manufacturer or importer that its general use product (non-children's product) comply with all applicable consumer product safety rules.
<https://www.cpsc.gov/Business--Manufacturing/Testing-Certification/General-Certificate-of-Conformity-GCC>

Products Requiring a Children's Product Certificate

Children's Products:	Hand-held Infant Carriers
ASTM F-963	Highchairs
Lead Paint	Frame Child Carriers
Lead Content	Gates and Enclosures
Small parts	Imitation Firearms
Phthalates (child care)	Infant Bath Seats
ATVs (Youth)	Infant Swings
Activity Centers	Infant Walkers
Baby Changing Products	Mattresses – Crib and Youth Size (open Flame)
Bassinets and Cradles	Mattresses – Crib and Youth Size (smoldering)
Bedside Sleepers	Pacifiers
Bicycles (Youth)	Paint and surface coatings
Bicycle Helmets (Youth)	Play Yards
Bouncer Seats	Portable Bed Rails
Booster Seats	Portable Hook-On Chairs
Bunk Beds	Rattles
Carpets and Rugs	Sleepwear sizes 0-6X
Children's Furniture	Sleepwear sizes 7-14
Children's Folding Chairs and Stools	Sling Carriers
Clacker Balls	Small Parts
Clothing & General Wearing Apparel	Soft Infant and Toddler Carriers
Cribs	Toddler Beds
Dive Sticks	Toys
Electrically	Toys with Magnets
Operated Toys/Articles	Wearing Apparel – Children's Vinyl Plastic Film in Children's Apparel

Products Requiring a General Certificate of Conformity

Architectural Glazing	Lawnmowers
Artificial Emberizing Materials*	Lawn Darts*
ATVs	Matchbooks
Bicycles	Mattresses (open Flame)
Bicycle Helmets	Mattresses (smoldering)
Bunk Beds	Metal Candle Wicks*
Button Cell/Coin Battery	Multi-purpose Lighters
Packaging	Paint and Similar Surface Coatings*
Candles with Metal Wicks	Packaging Subject to the Poison Prevention Packaging Act
Carpets and Rugs	Portable Gas Containers
CB Antennas	Pool and Spa Drain Covers
Cellulose Insulation	Refuse Bins*
Cigarette Lighters	Refrigerator Doors
Contact Adhesives	Swimming Pool Slides
Consumer Patching Compounds*	Vinyl Plastic Film
Drywall	Wearing Apparel (Flammability)
Fireworks	
Garage Door Openers	*Products subject to ban Updated 10/11/2023
Inclined Infant Sleep Products*	

<https://cpsc.gov/Business--Manufacturing/Testing-Certification>

Certificates Must include

Identification of the finished product

Party certifying compliance

Each consumer product safety rule to which the finished product has been certified

Date and place the finished product was manufactured


Date when and place where the finished product was most recently tested for compliance

Contact information for person maintaining test records

History



2008 CPSIA requires importers to test and certify children's and other general use products and provide certificates upon request (Codified under 16 CFR 1110).



2013 NPR published that would, among other things, require the electronic filing of certificates of compliance at the time of entry.



2016 Alpha Pilot conducted with eight participants that tested the PGA Message Set and Product Registry.



2017 Certificate Study analyzed risk potential of certificate data elements.



2020 Commission approves of Staff Briefing Package and Beta Pilot.
2023

eFiling Program Roadmap



CPSC is utilizing a phased approach to implement the eFiling Program. Phase 2 officially began with the kickoff of the eFiling Beta Pilot in October 2023.



PHASE 1 Alpha Pilot

PGA Message Set and
Product Registry Testing
8 Participants

2016 – Completed



PHASE 2 Beta Pilot

IT development and
participant testing
Over 35 Participants

Fall 2023 –
Summer 2024



PHASE 3 Final Rulemaking

Integrate eFiling rule
changes

Spring 2024 –
Year End



PHASE 4 Full Implementation

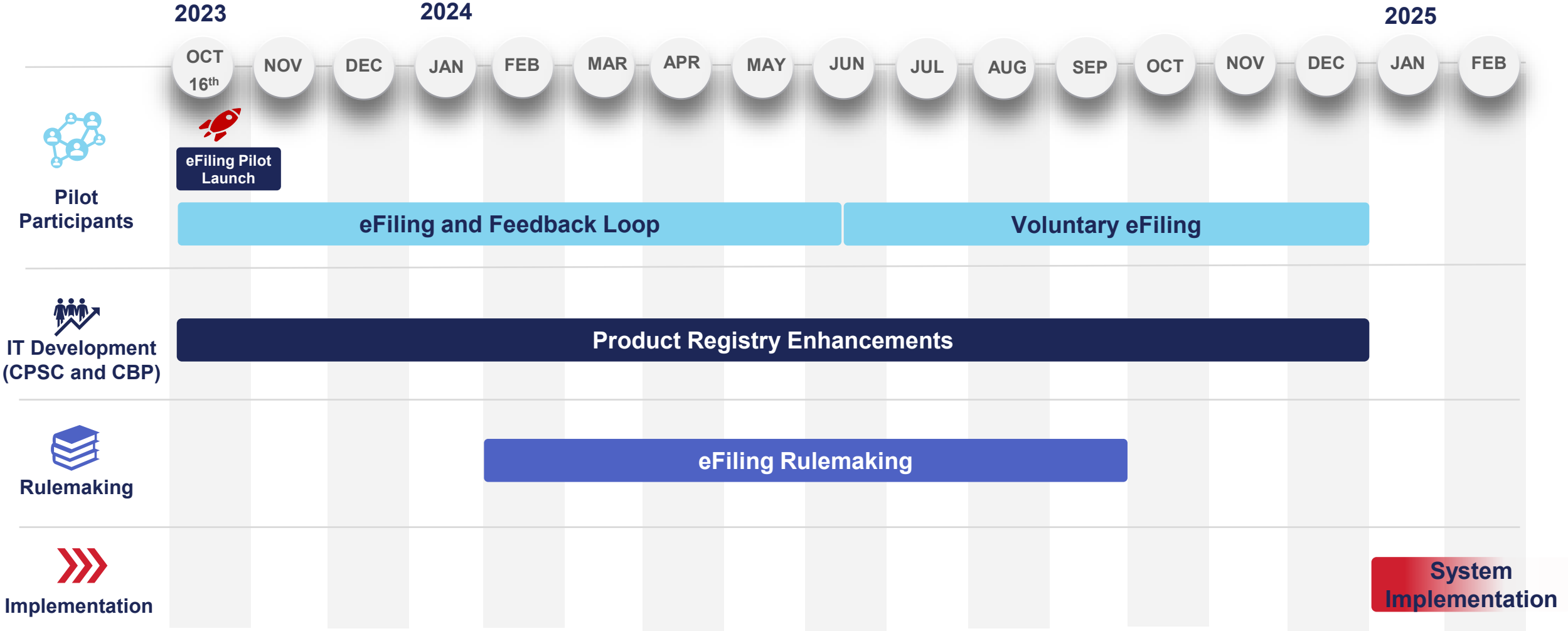
Rollout of final eFiling
requirements

2025

eFiling Beta Pilot Timeline



The timeline below shows the key activities for Beta Pilot participants and CPSC through February 2025:



Creating a Business Account*

Set Certifier ID to Complete Business Account

A unique certifier ID is required for every Business Account. A default based on your company information has been generated below, but you are free to replace it with your GLN, or another unique identifier for your company.

Important Points:

- Once a unique Certifier ID has been chosen, it cannot be changed
- Completing this step will make you an Administrator of the new Business Account
- Administrators should be employees of the company the Business Account represents

Certifier ID*
MyNewCompany-Division 1

Company name: My New Company
Division: Division 1
Address: 123 Candy Land Lane , Bethesda, MD, 20901, United States of America
Email: abc@mynewcompany.com
Phone: 301-523-4174
Website: www.mynewcompany.com

SAVE **CANCEL**

*Screenshots are for demonstration purposes and are subject to change as development continues

Business Account Dashboard and User Invite*

The screenshot displays the Business Account Dashboard with an 'Invite a User' modal open. The dashboard includes sections for 'To-Do List', 'Product Collections', 'Trade Parties', and 'API Token'. The 'Invite a User' modal contains a form with fields for 'Email*', 'Select a Collection*', and 'Select a Role*', a text area with instructions, a checked checkbox for 'Offer user permission to certify', and 'CANCEL' and 'SEND INVITATION' buttons. Red arrows point to the 'MANAGE USERS' button in the dashboard and the 'SEND INVITATION' button in the modal.

To-Do List

- [7 Product Certificate entries](#) are awaiting certification on the Test Collection Collection.

Product Collections **MANAGE USERS** **ADD COLLECTION**

Name	Products	Users
Test Collection	9	0
Test Collection 2	1	0

Trade Parties **ADD** **MANAGE**

Type	Quantity
Manufacturers	7
Laboratories	4
Point of Contacts	2

API Token **GENERATE NEW TOKEN**

No token exists

COPY TOKEN TO CLIPBOARD

Invite a User

Email*
John.Doe@brokerinc.com

Select a Collection*
Test Collection

Select a Role*
Collection Administrator

A finished product certifier may allow any entity or entities to view, enter, or maintain certificate data in CPSC's Product Registry on your behalf. Certifiers can also give these entities permission to invite additional entities to view, enter, or maintain certificate data on your behalf. Please be aware that, you, the finished product certifier, are legally responsible for the accuracy and completeness of any certificate data entered to enable CPSC to assess the compliance of consumer product(s).

Offer user permission to certify [?]

CANCEL **SEND INVITATION**

*Screenshots are for demonstration purposes and are subject to change as development continues

Trade Party Management*

The screenshot displays a web interface for Trade Party Management. On the left, a sidebar titled "Trade Parties" contains two buttons: "ADD" and "MANAGE". Below these buttons is a list of trade party types: "Manufacturers", "Laboratories", and "Point of Contacts". A red arrow points to the "ADD" button. On the right, a modal window titled "Add New Trade Party" is open. It contains several input fields: "Trade party name*" (filled with "North Pole Labs"), "Alternate Id*" (filled with "01010101"), "Address line 1*" (filled with "101 North Pole Way"), "Country*" (filled with "United States of America" and a flag icon), "City*" (filled with "Bethesda"), "Phone*" (filled with "5711112222"), "Select Trade Party Type*" (a dropdown menu with "Laboratory" selected), "GLN" (filled with "20814"), "State/Province*" (filled with "Maryland"), and "Zip/Postal Code*" (filled with "20814"). There are also empty fields for "Address line 2", "Apartment/Suite Number", and "Email*" (filled with "info@NPL.com"). At the bottom of the modal, there are "Cancel" and "Save" buttons. A red arrow points to the "Save" button.

*Screenshots are for demonstration purposes and are subject to change as development continues

Adding Products to a Collection*

The image displays three overlapping screenshots of a web application interface, illustrating the process of adding products to a collection. The interface is divided into three main sections: Product, Testing, and Certificate.

Product Section: This section includes a "Product Details" form with fields for "Product Name*", "Product ID Type*", and "Additional Product ID and Type". Below this is a "Product Description" field and a "Save and close" button.

Testing Section: This section includes a "Laboratories" form with a "Fake Lab" section. It features a "Laboratory Type" radio button (selected as "CPSC-Accept"), a "Laboratory Name*" field (containing "Fake Lab - Raleigh, United States"), "Test URL", "Test Report Key", and "Add Citations:" fields. A "+ ADD A LABORATORY" button is located at the bottom. A "Save and close" button is also present.

Certificate Section: This section includes a "Version*" field (containing "1.6") with a "Generate Version" button. Below this is a "Point of Contact for Test Result Records*" dropdown menu (containing "Importer"). A large text area contains a certification statement: "I hereby certify that the finished product(s) covered by this certificate comply with the rules, bans, standards, and regulations stated herein, and that the information in this certificate is true and accurate to the best of my knowledge, information, and belief. I understand and acknowledge that it is a violation of federal law to knowingly and willfully make any materially false, fictitious, or fraudulent statements, representations, or omissions, on this certificate." Below the text area are "Save and close", "Back", "Cancel", and "Certify" buttons. A red arrow points to the "Certify" button.

*Screenshots are for demonstration purposes and are subject to change as development continues

CSV Bulk Upload*

The screenshot illustrates the CSV Bulk Upload process in two stages:

Import File Upload: The user is in the 'TEST COLLECTION 2' section for 'Company name: Tester Co' and 'Certifier ID: TesterCo'. A search box is present. A list of bulk selected items shows 'Product ID' and '010101'. A blue 'Import File Upload' button is highlighted, and a red arrow points to a 'Drag and Drop' area.

Import Review: The user is now in the 'Import Review' section for 'Company name: North Pole Inc.' and 'Certifier ID: NorthPoleInc.-HQ'. A summary indicates: '1 new product entries ready for import. 1 new product entries have errors. 0 existing product entries will be updated. 0 existing product entries cannot be updated due to errors.' A table displays the review details:

Row	Product Update	Current Version ID	New Version ID	Primary Product ID	Primary Product ID Type	GTIN	UPC	SKU	Model Number	Serial Number	Registered Number
2	N			5 34976 81564 8	UPC	6116-90044-2241		XYZ12345	344EERT		
			TestProd-001	1234-56789-0123	GTIN				X22-5a		

A red arrow points to the 'Import valid products' button. A tooltip for the second row reads: 'The Manufacturer was not found. The Certificate Version is invalid.' The interface also includes 'Cancel' and 'Import valid products' buttons, a 'Filter' dropdown, and pagination controls showing 'Items per page: 10' and '1 - 2 of 2'.

*Screenshots are for demonstration purposes and are subject to change as development continues

Editing Products in a Collection*

eFiling > Storm Solutions products Jane Doe

Company name: Storm Solutions Certifier ID: Storm-Imports-West INVITE A USER MANAGE USERS

STORM SOLUTIONS PRODUCTS

Import Export ADD PRODUCTS

Select All Bulk Actions Search All Enter a date range Status Complete

Product ID	Product Name
<input type="checkbox"/> 5895-9946	Brown Coffee Table

Product Details

Additional IDs:

UPC	765234823
SKU	927364382
UPC	590467393

Product / Model Description: Coffee table
Product / Model Color: Brown
Product / Model: Brown Modern

<input type="checkbox"/> 5828-6922	Heavy Duty Storage Shelving
<input type="checkbox"/> 2649-3447	Hawaiian Shirts
<input type="checkbox"/> 8755-5243	Shaggy Rugs
<input type="checkbox"/> 4438-2579	Vanilla Candle
<input type="checkbox"/> 2536-3948	Leather Crossbody Bags

Company name: North Pole Inc. Certifier ID: NorthPoleInc.-HQ Invite a User Manage Users

PRODUCTS

Import Export Add Products

Bulk Actions Search Enter a date range Status

	Product ID	Product Name	Version	Trade/Brand Name	Last Test Date	Manufacturer Name	Status	
<input type="checkbox"/>	100	Gingerbread House	GBHouse	Gingerbread House	2023-01-02	North Pole Manufacturing	Incomplete	Acti... ▾
<input checked="" type="checkbox"/>	10001	Gingerbread Car	CBCar		2023-01-05	North Pole Manufacturing	Incomplete	Acti... ▾

Items per page: 5 1 - 2 of 2

Edit

*Screenshots are for demonstration purposes and are subject to change as development continues

What are the eFiling Benefits?



**Reduction in
Risk Score**

- Importers may see a **reduction of their risk score** over time based on the amount of data provided
- Reductions in Risk Scores may result in **reduced hold times** and **fewer exams** which may reduce costs to the importer



**Greater Focus
on Higher Risk
Products**

- CPSC's increased focus on higher risk shipments will **result in fewer holds to check for certificates**
- Holds will be more likely **performed for substantial violations** rather than for certificates as certificate data will be provided ahead of time
- Fewer holds may result in **reduced costs to the importer**

eFiling Support Services



CPSC has multiple channels to provide the most current, relevant, and accurate support to enable effective eFiling implementation.

Resources



Visit the eFiling webpage at www.CPSC.gov/eFiling



Sign up for the eFiling mailing list



Utilize available documents and resources

Support



Contact the support team at eFilingPilot@CPSC.gov



Email with questions, feedback, and comments



Ask technical questions for the IT team