




Smoke Alarms (Detectors) Can Save Your Life

A publication of the U.S. Consumer
Product Safety Commission



- » ***Buy them!***
- » ***Use them!***
- » ***Take care of them!***

**Your life may
depend on it!**



Report a product hazard or a product-related injury at www.SaferProducts.gov, or call CPSC's toll-free hotline at (800) 638-2772. A teletypewriter for the deaf is available at (301) 595-7054.

To Prevent Nuisance Alarms:

- » Clean alarms following the manufacturer's instructions.
- » Install alarms at least 10–15 feet from the kitchen range.
- » Use photoelectric alarms near or in the kitchen. They are less sensitive to cooking activity.
- » Choose an alarm that has a silencing feature so that nuisance alarms can be stopped quickly and easily.
- » Install alarms away from bathrooms.

Know How to Escape:

- » Plan your escape route, and practice leaving your home during the day and night.
- » Assist those who need help.
- » Adjust your escape plan, if necessary.
- » Select one place outside where family members should meet.
- » **NEVER** re-enter the home once outside.

Only Working Smoke Alarms Can Warn You in Time!

What Types of Smoke Alarms to Install?

Homeowners cannot predict what type of fire might start in a home. Follow these guidelines to protect your family:

» IF YOU DON'T HAVE SMOKE ALARMS IN YOUR HOME, GET THEM AND INSTALL THEM.

» Install both ionization- and photoelectric-type smoke alarms because ionization and photoelectric alarms are better at detecting distinctly different yet potentially fatal fires.

Ionization detectors respond quickly to flaming fires; photoelectric detectors respond quicker to smoldering fires. There are combination smoke alarms that use both technologies.

» Install interconnected smoke alarms because when one sounds, they all sound throughout the home.

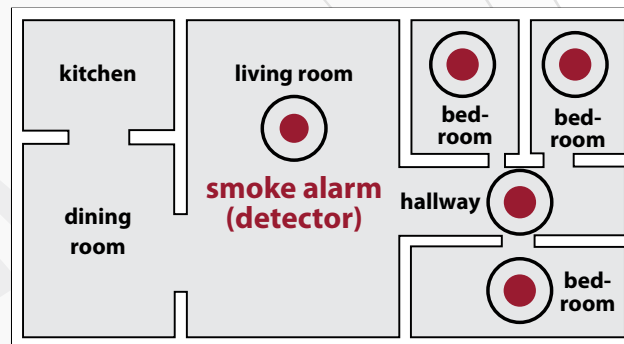
Interconnected smoke alarms are typically connected using a wire, but newer wireless technology is

available that allows smoke alarms to be interconnected without using wires.

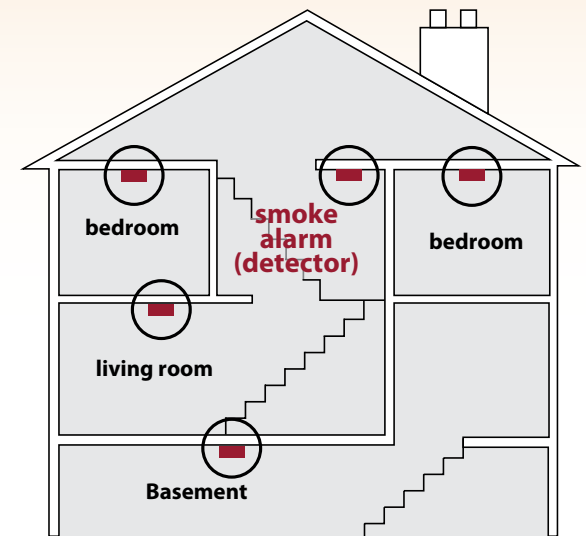
» Smoke alarms powered by house wiring should have battery back-up because during a power outage, smoke alarms with batteries will still provide protection.

Where to Install Smoke Alarms:

- » in each bedroom,
- » on each level in the home, and
- » outside sleeping areas.



SINGLE LEVEL



MULTISTORY

Take Care of Them:

» Test each alarm monthly by pushing the test button.

» Replace batteries once a year, *or sooner*, when they make a "chirping" sound.

» Replace alarms every 10 years, or follow the manufacturer's replacement instructions.

