



# Pool simple steps save lives

# SAFELY

## Help Prevent Drownings!

Here's how:

### Practice Supervision

- Never take your eyes off children in the water—not for a minute! Always designate a “pool watcher.”

### Install Barriers

- CPSC strongly recommends that all residential pools have a 4-foot barrier, such as a fence with self-closing and self-latching gates. If the house is the fourth side of a barrier, secure doors with alarms that prevent children from wandering into the pool area.

### Avoid Entrapments

- Suction from a pool or spa's drain can be so powerful it can trap an adult underwater. Do not use a pool or spa if there are broken or missing drain covers.
- Ask your pool operator if your pool or spa's drains are compliant with the Pool and Spa Safety Act.

### Know Life-Saving Skills

- Teach your children how to swim
- Know CPR so you can help save a life if a water emergency happens
- Understand the basics of life-saving so you can assist in an emergency

Each year, thousands of American families experience drownings and non-fatal submersions, and entrapments. Pool Safely!

## Are Your Kids Out of Sight?

Your greatest water safety assurance comes from adopting and practicing as many safety steps as possible. Adding an extra safety step around the water can make all the difference. *You can never know which safety measure will save a life – until it does.*

The CPSC estimates that each year nearly 300 children younger than five drown in swimming pools and spas and more than 3,200 children that age go to hospital emergency rooms due to submersion injuries in pools and spas.

- Learn how to swim
- Know basic water safety skills, such as CPR
- Install fences and other barriers
- Use pool alarms and covers

Entrapment caused by powerful suction from a pool or spa's drain can trap a child or adult. Do not use a pool or spa if there are broken or missing drain covers.

Report drain entrapments in pools and spas:

Call CPSC's Hotline at:



**(800) 638-2772**

Email: [info@cpsc.gov](mailto:info@cpsc.gov)


For more information and resources for pool and spa safety and the Pool and Spa Safety Act, visit:

[www.PoolSafely.gov](http://www.PoolSafely.gov)

Follow us on Twitter @poolsafely



## Steps for Safety Around the Pool



## The Pool and Spa Safety Act

A public education campaign by the U.S. Consumer Product Safety Commission





## Avoid Drain Entrapments!

**Hair entanglement:** hair can get caught in a faulty drain cover

**Limbs:** arms, legs and fingers can become lodged in a suction opening

**Body:** any body part that can cover a drain can be held down by suction

**Evisceration:** sitting on a faulty drain can cause injuries or disembowelment

**Mechanical:** jewelry or bathing suits can become entangled in a faulty drain cover

### Make Sure Your Children:

- Do not play or swim near drains or suction outlets, especially in spas and shallow pools.
- Never enter a pool or spa that has a loose, broken or missing drain cover.

If you see a broken or loose drain cover, immediately notify a lifeguard and the pool/spa manager.

A pool or spa with a broken, loose or missing drain cover should be closed immediately until repairs are made by a licensed professional.

Children's public wading pools, other pools designed specifically for young children, and in-ground spas that have flat drain grates and single main drain systems pose the greatest risk of entrapment.

## The Pool and Spa Safety Act

**The Virginia Graeme Baker Pool and Spa Safety Act (P&SSAct) was enacted to prevent the tragic and hidden hazard of drain entrapments and eviscerations in pools and spas.**



### Virginia Graeme Baker

In June 2002, seven-year-old Virginia Graeme Baker died after becoming stuck on a hot tub drain due to a powerful suction force. The drain's suction was so powerful that it took

two adult males to pull her from the drain. Graeme was a member of a community swim and dive team and had been swimming unassisted since she was three years old. After being found underwater by her twin sister, Graeme's mother, Nancy Baker, tried unsuccessfully to pull Graeme off the drain. Mrs. Baker said Graeme appeared to be attached to the bottom of the spa as if she were tied or held down. The men who eventually freed Graeme from the spa pulled so hard that the drain cover broke from the force. Graeme died from drowning but the real cause of her death was suction entrapment due to a faulty drain cover.

As of December 19, 2008, all operating public pools and spas must have drain covers that meet the ASME/ANSI A112.19.8-2007 standard on every drain/grate. If a pool has a single main drain (other than an unblockable drain), or multiple drains less than 3 feet apart, the operator must either disable the drain(s) or install a second anti-entrapment device or system. This can take the form of an automatic pump shut-off system, gravity drainage system, Safety Vacuum Release System (SVRS) or suction-limiting vent system.



New drain covers come in a variety of sizes and shapes. For a list of cover manufacturers see [www.PoolSafely.gov](http://www.PoolSafely.gov).

### Working with Professional Engineers and Design Professionals

CPSC staff recommends contacting state or local officials to determine who is qualified in your area. Experts should be formally licensed or certified as a business and carry some level of insurance or similar protection.

**Pool and spa owners should have their facilities inspected by a licensed professional engineer and install P&SSAct compliant covers. See [www.PoolSafely.gov](http://www.PoolSafely.gov) for a list of manufacturers of certified covers and other devices.**