



Resellers Guide to Selling Safer Products

February 2025



This publication was developed by the CPSC's Small Business Ombudsman and does not necessarily reflect the views of the Commission.

Publication 254

The U.S. Consumer Product Safety Commission (CPSC) is charged with protecting the public from unreasonable risk of injury associated with the use of thousands of types of consumer products. Deaths, injuries, and property damage from consumer product-related incidents cost the nation more than \$1 trillion annually. Since the CPSC was established more than 50 years ago, it has worked to ensure the safety of consumer products, which has contributed to a decline in injuries associated with these products.

Federal law prohibits any person from selling products subject to a Commission ordered recall or a voluntary recall undertaken in consultation with the CPSC.

THANK YOU

Thank you for working with the CPSC to ensure that the children's products and other consumer products you sell are safe and comply with all applicable product safety requirements.

This publication was developed by the CPSC's Small Business Ombudsman.

Suggestions, feedback, and additional questions are welcomed at: sbo@cpsc.gov.

Year of Publication: 2025

Version 1.1

Table of Contents

Introduction	1
The Basics	1
Steps for Success	3
Product Guides	4
Children’s Products	5
Small Parts	7
Lead in Children’s Products	9
Phthalates in Children’s Toys and Child Care Articles	11
Durable Infant or Toddler Products	12
Basics for Durable Infant or Toddler Products	12
Product-Specific Criteria	13
Children’s Daywear and Sleepwear	25
Drawstrings in Children’s Clothing	25
Toys	27
Toys with Magnets	28
Toy Chests	29
General-use Products	31
Appliances	31
Electrical Products	32
Lighting	32
Portable Heating Equipment	32
Dehumidifiers	32
Extension Cords and Power Strips	33
Counter Top Appliances (such as Toasters, Blenders, and Mixers)	33
Electric Blankets	33
Electrical Power Tools	33
Electrical Garden Tools	33
Hair Dryers	34
Hand-Supported Hair Dryers (meets UL standards)	34
Seasonal and Decorative Lighting Products	35
Extension Cords	37

Furniture	40
Bean Bag Chairs	41
Bunk Beds	42
Clothing Storage Units	44
Mattresses	45
Storage Chests	46
Sports, Recreational and Outdoor Equipment	47
Bicycle Helmets	47
Personal E-Mobility Devices (Hoverboards)	49
ATVs	50
ROVs	50
Multipurpose Off-Highway Utility Vehicles (MOHUVs)/ Utility Vehicles (UTVs)	51
Golf Cars	51
Go Karts/Fun Karts	51
Walk-Behind Lawn Mowers	51
Ride-On Lawn Mowers	51
Upcycled/Refurbished Goods	52
Basics to Keep in Mind	52
Materials That May Not Require Testing	52
Small Batch Manufacturer Registry	53
Commonly Upcycled Products and Safety Requirements	54
Children’s Products	54
Creating Safe Retail Spaces	56
TVs and Furniture	56
Storing Materials	57
Emergency Plan	58
Appendix A: Glossary	59
Appendix B: Warning Labels for Durable Infant or Toddler Products	65

Introduction

The U.S. Consumer Product Safety Commission's (CPSC's) laws and regulations apply to any person who sells, offers for sale, manufactures, distributes, or imports consumer products in the United States. This includes thrift stores, consignment stores, charities, and individuals holding yard sales and flea markets. CPSC created this guide specifically for resale stores and product resellers to help you comply with the law and keep unsafe products out of the hands of consumers. Consumers who buy used products may also find this information helpful in avoiding products that could harm them or their families.

Resellers should examine products closely, prior to resale, to make sure their products are safe and comply with federal laws. This guide will help you make sound business decisions to protect yourself and your customers from potentially hazardous products.

The Basics

- ***It is illegal to sell any recalled product.*** If you are in the business of reselling products, you are expected to know the laws, rules, and regulations that apply to your business, including whether a product you are selling has been recalled for a safety issue. It is unlawful to offer recalled products for sale under Section 19 of the Consumer Product Safety Act ([15 U.S.C. § 2068](#)), so having the recalled product in inventory is a violation of federal law.
- ***CPSC does not require resellers to test their products for safety.*** However, CPSC urges you to take a few extra steps when selecting used products for resale and to follow the advice in this guide to ensure that you are only selling safe products. Although you are not required to test your products for safety, resale stores, resellers (including those who sell on auction websites), and persons who give away used products for free cannot sell or donate products that do not meet the requirements of the law.
- ***If a product is hazardous, does not comply with standards, or has been recalled, the product should be destroyed and not sold or given away to others.*** Ignorance of the law is not an excuse. More importantly, however, as a person and as a business, you do not want to place products that have the potential to cause harm in the hands of anyone, especially a child.
- ***When in doubt, throw it out!*** Some products used in the baby's nursery, especially cribs and bassinets, have caused deaths and have been the subject of numerous recalls of millions of units. Before you sell a nursery product:
 - Check the CPSC website to see if it has been recalled.
 - Do not sell any nursery furniture or durable infant and toddler products, such as play yards, infant walkers, bath seats, bed rails for toddlers that are broken, wobbly, unstable, or missing parts, even if they have not been recalled ([See p. 12 for the definition of "durable infant or toddler product."](#))

- Do not try to repair broken products with other screws or hardware.

The risk is too high. A baby's life could depend on it.

Examples: *What you cannot sell or offer for sale:*

- Children's metal jewelry that does not comply with the federal limit on lead of 100 parts per million;
- Products that have been recalled by the CPSC (unless the products have been repaired in accordance with the recall);
- Most cribs manufactured before June 2011;
- Durable infant or toddler products, such as play yards, infant walkers, bath seats, bed rails for toddlers, and other such products that are missing parts, appear wobbly or unstable, or contain known hazards described in this Guide ([see p. 12 for the definition of "durable infant or toddler product"](#)); and
- Other products that violate the CPSC's safety standards, bans, rules, or regulations.



Steps for Success

The CPSC has many tools available to help you stay informed about recalls and product safety. On average, CPSC recalls from 300 to 500 products annually.

Here are some steps you can take to identify unsafe products:

1. **Follow CPSC:**

- Subscribe to CPSC e-mail alerts here: www.cpsc.gov/Newsroom/Subscribe/. Alerts are updated at the end of each business day.
- Follow CPSC on social media @USCPSC on [Facebook](#), [Instagram](#), and [Twitter](#). CPSC posts most recalls on social media at the same time as we post recalls on our websites ([CPSC.gov](#) and [SaferProducts.gov](#)).
- Visit the CPSC YouTube page at: www.youtube.com/uscpsc.

2. **Search Recalls Online:** Check www.cpsc.gov/recalls and www.SaferProducts.gov frequently. These pages have listings of CPSC recalls and consumer reports of harm related to consumer products. Review the list of recalled products before taking a product into inventory or selling it.

3. **Download CPSC's free mobile application.** More information on the recall app is below:

- What Is the CPSC Recall App?
 - The CPSC Recall App enables consumers, retailers, and resellers to stay up-to-date on the latest product recalls from their mobile device.
- **How Do I Download the CPSC Recall App?**
 - To download the app, go to: www.cpsc.gov/data in your mobile device's web browser.
 - Scroll down to "CPSC Recall App," then follow the link to "Download." A pop-up should appear.
 - Follow your mobile device's instructions to add the CPSC Recall App to your home screen, then press "done."
- **How Do I Use the CPSC Recall App?**
 - The home page of the app displays the 15 most recent recalls in order of date. Scroll or swipe right to continue viewing the latest recalls.
 - To perform a search, start by selecting the "search" icon in the bottom left of the screen.
 - Any type of information can be entered into the "Search For" field, such as a product type, manufacturer/retailer/importer name, a product name, a recall title, or a description. You can also search in the other fields by product name,

model, or recall date range.

- Press the “Apply” button to apply your search parameters.
 - To view the results, dismiss the search drawer by clicking anywhere outside of the drawer, or by swiping the drawer to the left.
 - Once your results are displayed, you can filter them by company name and product type by going back to the search bar.
 - To view the details of a particular recall, press the down arrow. This will reveal more information, including a description, manufacturer, recall number, remedies, and consumer contact information.
 - Resellers are required by law to know the recall status of the products they sell. It is illegal to sell any recalled product.
 - **Report a Dangerous Product:** The CPSC’s goal is to help you avoid future violations and protect your customers—not put you out of business. If you learn that one of the products you have in inventory violates the law or presents a hazard, immediately inform the Commission. For more information on your reporting obligations, visit: www.cpsc.gov/Business--Manufacturing/Recall-Guidance/Duty-to-Report-to-the-CPSC-Your-Rights-and-Responsibilities.
 - You can report a potentially defective or hazardous product at: www.SaferProducts.gov, or by phone at: (800) 638-2772.
4. **Check out our Regulatory Robot Tool:** business.cpsc.gov/robot. Our Regulatory Robot will assist you in identifying important product safety requirements for different product areas. The Robot will guide you through a series of questions about your product and takes less than 5 minutes to complete. You can use the Robot as a screening tool for products in your inventory.
 5. **Contact:** For questions about regulatory requirements, contact CPSC’s Small Business Ombudsman: E-mail: sbo@cpsc.gov; telephone: (301) 504-7945; or visit: www.cpsc.gov/smallbiz for additional information and guidance for small businesses.

Product Guides

The following guides provide illustrations of safety concerns when reselling products. Even if a product is not listed here, you should take similar care in reviewing each product and considering the potential hazards described in these guides.

Children's Products

Due to their size and mental and physical development, children are among the most vulnerable consumers. For that reason, children's products have strict product safety requirements. A "children's product" is defined as a consumer product that is designed or intended primarily for children 12 years of age or younger. In determining whether a consumer product is primarily intended for a child 12 years of age or younger, the following factors will be considered:

- A statement by the manufacturer about the intended use of the product.
- Whether the product is represented in its packaging, display, promotion, or advertising as appropriate for children 12 years of age or younger.
- Whether the product is commonly recognized by consumers as being intended for use by a child 12 years of age or younger.
- [The Age Determination Guidelines](#) issued by the Commission staff in January 2020.

As a reseller, you are not required to test your products. However, it is important to familiarize yourself with these requirements so that you can spot unsafe products that may harm children.

What safety requirements currently exist for children's products?

Children's products sold in the United States require compliance with the following requirements:

- **Small Parts Ban:** Products for children under 3 years of age must meet small parts requirements. (Note that there are certain exceptions to this requirement at [16 CFR § 1501.3](#).) Learn more at: www.cpsc.gov/smallparts.
- **Small Parts Labeling:** Products for children ages 3 to 6 that contain small parts as received must be labeled. The specific labeling requirements for products containing small parts and intended for children between the ages of 3 and 6 years of age can be found at: [16 CFR § 1500.19](#), [16 CFR § 1500.20](#), and [16 CFR § 1500.121](#).
- **Lead Content Limit:** Children's products must not contain greater than 100 ppm (0.01 percent) of total lead content in any accessible component part. Learn more at: www.cpsc.gov/lead.
- **Lead in Paint or Surface Coatings Limit:** Children's products must not be painted with paint or other surface coatings that contain more than 90 ppm (0.009 percent) of lead. Learn more at: www.cpsc.gov/leadinpaint.
- **Phthalate Content Limits:** Children's toys and child care articles that contain plasticized parts must not contain more than 0.1 percent of the phthalates specified in 16 CFR part 1307. A "toy" is defined as any object designed, manufactured, or marketed as a plaything for children under 14 years of age (ASTM F963). A "child care article" is defined as a consumer product that is designed, marketed, or intended to facilitate sleep, feeding, sucking, or teething for a child age 3 and younger. Learn more at: www.cpsc.gov/phthalates.

- **Tracking Label:** Children's products must contain certain tracking information on the product and its packaging. Children's products that do not have a tracking label also may not comply with other CPSC requirements. CPSC recommends that you do not resell children's products that do not have a tracking label permanently affixed to the product. See: www.cpsc.gov/trackinglabel for more information.

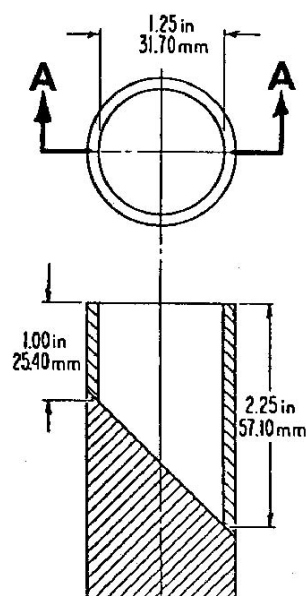
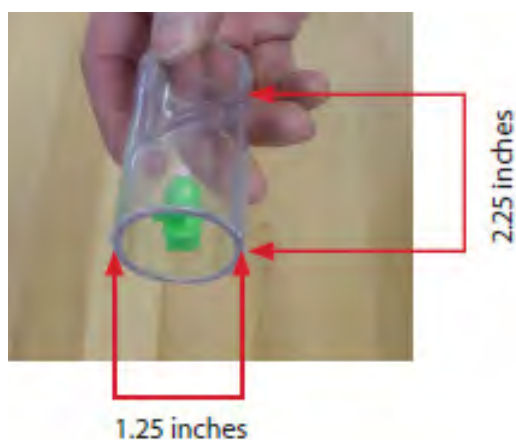
Small Parts



HAZARDS: Choking, inhaling, swallowing, death.

- Children under 3 years old can choke, inhale, or swallow small parts that they put in their mouth. Products intended for children under 3 years old are banned if they have small parts, or if one of the components can be detached or broken during normal use.

A small part can be any object or a part of an object that fits completely into a specially designed test cylinder **under its own weight**. The picture at the left shows the cylinder with a small toy inside. Small part cylinders are widely available for purchase.



From 2014 to 2018, the CPSC received reports of 12 children under 3 years of age who died from choking, inhaling, or swallowing balloons (3 deaths), small balls (4 deaths), and games or parts of toys (5 deaths).



RESELLER RESPONSIBILITY:

- ✓ Check: www.cpsc.gov/recalls for recalls involving small parts. It is illegal to offer for sale, sell, or distribute a recalled product.
- ✓ Follow the guidance below for small parts hazards in children's products:



Example of a failed sample.

Product	Products labeled or intended for children 0–3 years	Products labeled or intended for children 3–6 years
Balls with a diameter of 1.75 inches or less	Destroy	The label must contain a small parts cautionary statement and safety alert symbol on the packaging. ⚠
Dolls and stuffed toys that have eyes, noses, or other small parts that are not fastened securely	Destroy	Destroy
Preschool toys, games, and puzzles with small parts	Destroy	The label must contain a small parts cautionary statement and safety alert symbol on the packaging. ⚠
Nursery products, such as baby bouncers and exercisers with small parts	Destroy	Destroy
Balloons intended for children under 8 years old	Do not label or advertise balloons for children under age 3.	<div data-bbox="820 1039 1404 1312" style="border: 1px solid black; padding: 5px;"> <p style="text-align: center;">⚠ WARNING</p> <p>CHOKING HAZARD—Children under eight yrs. can choke or suffocate on uninflated or broken balloons. Adult supervision required.</p> <p>Keep uninflated balloons from children. Discard broken balloons at once.</p> </div>
Products with marbles, small balls, and containing other small parts	Destroy	The label must contain a small parts cautionary statement and safety alert symbol on the packaging. ⚠

Exceptions to the small parts regulation, [16 CFR part 1501](#), include: books, modeling clay, crayons, paint sets, paper products, pencils, and pens. In addition, children's clothing and children's clothing accessories are exempt from the small parts regulation; but be sure that all small buttons and other parts are fastened securely.

Lead in Children's Products



HAZARDS: Brain damage, physical and mental delays and disorders.

Children's products (consumer products designed and intended primarily for children 12 years of age or younger) can only be sold if they meet the following lead limits:

- No more than 90 parts per million (ppm) lead in paint or other surface coating for toys, other articles intended for use by children of any age, and on all moveable painted furniture.
- No more than 100 ppm lead content limit in any accessible component part, unless otherwise excluded (see next page).

Lead poisoning can cause irreversible brain damage, delay mental and physical growth, and cause behavior, attention, and learning problems. Children are particularly at risk because their developing bodies can absorb up to 50 percent of the lead to which they are exposed. This exposure occurs because children often put their hands and other objects that may contain lead dust, in their mouth. In 2012, the Centers for Disease Control estimated that about 450,000 children have lead levels higher than the CDC's recommendation limit.



RESELLER RESPONSIBILITY: Although you are not required to test your products for compliance with the lead limits, CPSC staff encourages you to use these strategies to protect your customers:

- ✓ Resellers cannot knowingly sell any children's product or painted furniture that does not comply with the lead limits.
- ✓ Check for recalls, and if the product has been recalled, follow the recall instructions, or destroy the product. If you have reasons to suspect there is excessive lead, based on your knowledge of the product, destroy it.
- ✓ Contact the manufacturer for verification that the product meets the lead limits. Ask for a Children's Product Certificate (CPC).
- ✓ Lead screening can also be done with an x-ray fluorescence (XRF) machine. Lead testing kits sold commercially are generally unreliable and should not be used.
- ✓ Children's metal jewelry must be tested for compliance.

Products that may have lead	Resellers Guidance
Children's metal jewelry.	Test, contact the manufacturer, or do not sell.
Children's clothes with rhinestones, metal or vinyl/plastic snaps, zippers, grommets, closures, or appliqués.	Test, contact the manufacturer, or do not sell.
Children's jewelry and other items made entirely of: <ul style="list-style-type: none"> • Surgical steel; • Precious metals, such as gold (at least 10 karat), sterling silver (at least 925/1,000); • Precious and semi-precious gemstones (excluding a list of stones that are associated in nature with lead); or • Natural or cultured pearls. 	OK to sell.
Children's clothes, blankets, and other items made entirely of: <ul style="list-style-type: none"> • Dyed or undyed textiles (e.g., cotton, wool, hemp, nylon), • Dyed or undyed yarn. • Nonmetallic thread, trim, hook-and-loop (Velcro), and elastic. 	OK to sell, but see below for drawstring and flammability issues.
Children's books printed after 1985, which are printed conventionally and intended to be read (as opposed to used for play).	OK to sell; however, some books with metal spiral bindings have been recalled for lead paint.
Vintage children's books and other collectibles not considered primarily intended for children.	OK to sell, but check for recalls.
Certain educational materials, such as chemistry sets.	OK to sell, but check for recalls.
Items made entirely of wood (without paint, surface coatings, or hardware).	OK to sell, but check for recalls.
Mirrors that are part of furniture articles, to the extent that they bear lead-containing backing paint.	OK to sell, but check for recalls.
Artists' paints and related materials.	OK to sell, but check for recalls.
Metal furniture bearing factory-applied (lead) coatings, such as powder coatings.	OK to sell, but check for recalls.
Bicycles and other related products (such as trailer bicycles and jogger strollers).	OK to sell, but check for recalls.

Phthalates in Children's Toys and Child Care Articles



HAZARDS: Development effects.



RESELLER RESPONSIBILITY: You can use several strategies to comply with the prohibitions on specified phthalates in certain amounts:

- ✓ Resellers are not required to test suspected products. However, resellers cannot knowingly sell any children's toy or child care article that does not comply with the prohibition on specified phthalates in certain amounts in toys and child care articles.
- ✓ Check for recalls. If the product has been recalled, follow the recall instructions, or destroy it. If you have other reasons to suspect the product contains specified phthalates in prohibited amounts, destroy it.
- ✓ Your safest course is not to sell or accept certain products, unless you know they don't contain specified phthalates in prohibited amounts. CPSC's enforcement efforts will be focused on the products most likely to pose a risk of phthalate exposure to children, such as bath toys and other small, plastic toys, especially those made of polyvinyl chloride (PVC) that are intended for young children and can be put in the mouth.



Durable Infant or Toddler Products

A durable infant or toddler product is a durable product intended for use, or that may be reasonably expected to be used, by children under the age of 5, and falls into one of the product categories in the table below.

All durable infant or toddler products, regardless of type, must currently meet certain children's product safety requirements, including:

- restrictions on total lead content
- restrictions on lead in paint or surface coatings
- restrictions on phthalate content (in certain circumstances)
- mandatory testing by a CPSC-accepted laboratory
- certification in a Children's Product Certificate (CPC)
- registration cards (note: resellers are not required to meet registration card requirements)
- tracking labels and other markings, such as warning labels and product instructions.

In addition, durable products for which the Commission has issued final regulations must comply with other safety requirements, which often involve physical and mechanical testing for potential hazardous conditions.


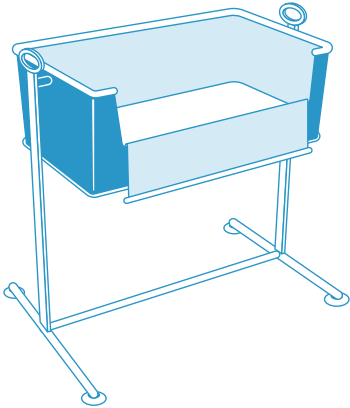
Domestic manufacturers and importers of durable infant or toddler products are responsible for testing, certifying, labeling, and meeting the registration card requirements for all of these products. **Resellers are not required to test products or meet registration card requirements; however, resellers should seek reasonable assurance that the products comply with the respective durable infant or toddler product safety standards by checking each product for the information listed below.**

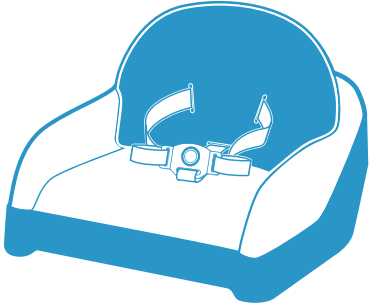
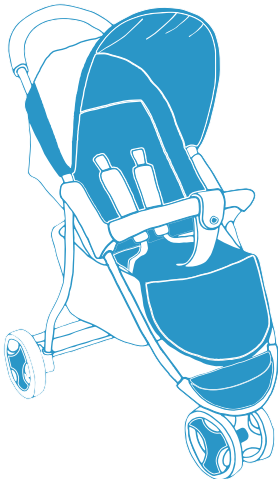

Basics for Durable Infant or Toddler Products



Before accepting any durable infant or toddler product for resale, check for the following:



- ✓ Check for recalls at: www.cpsc.gov/recalls. It is illegal to sell, offer to sell, or distribute a recalled product.
- ✓ Check that the manufacturer name and contact information, model name and number, and the date of manufacture are permanently affixed to the product.
- ✓ Check for required presence, content, legibility, and visibility of warning labels. See [Appendix B](#) for more detail.
- ✓ Many of these products include assembly instructions, which most manufacturers have available online. CPSC recommends printing these instructions (specific to each model) to include with the product, if they are missing.



Product-Specific Criteria

<p>Bassinets and Cradles</p> 	<p>Do NOT sell products that have any of these possible hazards:</p> <ul style="list-style-type: none"> ✓ Inadequate structural integrity, including unstable bassinets or cradles, loose hardware, collapse of the product, or loose wheels ✓ Locking or tilting issues with the bassinets or cradles ✓ Problems with mattress flatness, such as mattresses that will not remain horizontal because of metal rods or other structures designed to be positioned underneath the mattress, lack of rigid mattress support, and failure of straps or hooks designed to hold bassinets inside play yards ✓ Problems with battery-powered bouncer mobiles with components that overheated, smoked, or sparked ✓ Bassinets with restraint systems that requires the caregiver to secure the restraint
<p>Bedside Sleepers</p> 	<p>Do NOT sell products that have any of these possible hazards:</p> <ul style="list-style-type: none"> ✓ Products that have been assembled incorrectly ✓ Products that do not have correct mechanisms to attach to an adult bed ✓ Products that are not level, stable, or have missing component parts or have component parts that are not in working order


<p>Booster Seats</p> 	<p>Do NOT sell products that have any of these possible hazards:</p> <ul style="list-style-type: none"> ✓ Attachment mechanism buckles, clasps, or straps breaking, tearing, fraying, detaching, or releasing ✓ Restraint-system buckles breaking, jamming, releasing too easily, or separating from straps ✓ Straps tearing or fraying, pinching, or coming undone
<p>Carriages and Strollers</p> 	<p>Do NOT sell products that have any of these possible hazards:</p> <ul style="list-style-type: none"> ✓ Broken wheel rims or burst tires ✓ Wheels that fall off easily ✓ Inefficient parking breaks ✓ Malfunctioning lock mechanisms (for collapsible products) ✓ Broken or detached restraints ✓ Structural integrity-related issues, such as failure or malfunction of various structural components (e.g., frame, attachment points for the seat, footrest, and sunshades) ✓ Broken, detached, or malfunctioning trays
<p>Changing Products (such as changing tables, pads, and accessories)</p> 	<p>Do NOT sell products that have any of these possible hazards:</p> <ul style="list-style-type: none"> ✓ Products that collapse or are unstable ✓ Restraint systems with loose, broken, or detached straps, or cracked or faulty buckles ✓ Contoured changing pads that do not have warning labels regarding suffocation hazard and never allowing a baby to sleep on the product

<p>Children's Folding Chairs and Stools</p> 	<p>Do NOT sell products that have any of these possible hazards:</p> <ul style="list-style-type: none"> ✓ Pinching or shearing hazards ✓ Unexpected folding or unfolding of the chair (generally described as "collapse") ✓ Broken locking mechanisms ✓ Missing warning labels
<p>Cribs (Full-Size/Non Full-Size)</p> 	<ul style="list-style-type: none"> ✓ Destroy any full-size or non-full-size crib (with or without drop sides) manufactured before June 28, 2011, unless you have written proof that the crib meets ASTM F1169-19 (full-size cribs) or ASTM F406-17, with modifications (non-full-size cribs) ✓ NOTE: Absolutely no drop-side cribs in the used marketplace—even if immobilized with new hardware—can meet the standard and, therefore, must be destroyed) ✓ Each full-size and non-full-size crib must have a date stamp marked permanently on the product ✓ For cribs manufactured after June 28, 2011, assemble and make sure that the cribs have all component parts, including all screws and hardware ✓ Products such as play yards, cradles, baby baskets, and bassinets with mesh/net/screen siding are not subject to the requirements for cribs, but they are subject to other regulations. See additional CPSC resellers' guidance on these products in this guide

<p>Gates and Enclosures</p> 	<p>Do NOT sell products that have any of these possible hazards:</p> <ul style="list-style-type: none"> ✓ Lock/latch is broken, not latching correctly, opening too easily, or getting stuck ✓ Broken hinge, mounting, or other hardware ✓ Slats that break or detach from the safety gate or enclosure ✓ Poor quality materials and finish: small parts liberating, splintered welding, sharp edges and protrusions, rails bending out of shape, fabric/mesh panels sagging, or poor quality of stitching on fabric panels ✓ An opening size between slats or enclosure panels that could allow a child to get their limbs or head entrapped ✓ A pinch-point is created during the opening and closing action of the door on the gate or enclosure
<p>Frame Child Carriers</p> 	<p>Do NOT sell products that have any of these possible hazards:</p> <ul style="list-style-type: none"> ✓ Failure of attachment components ✓ Poor quality stitching on straps ✓ Very large leg openings ✓ Detachment of the cloth component from the frame ✓ Loose screws or breakage of the frame ✓ Stability issues when placed on a level surface

<p>Hand-Held Infant Carriers (Including Car Seat/ Carrier Combination)</p> 	<ul style="list-style-type: none"> ✓ Do not sell carriers with handles that do not lock or latch, or have issues with the restraint system ✓ Contact the manufacturer if you have a CPSC or National Highway Traffic Safety Administration (NHTSA) recalled car seat/carrier; it may be able to be repaired to make it safe. Otherwise, destroy it. ✓ Check with NHTSA to see if the expiration date on the infant carrier has passed ✓ Verify that there are two warning labels, one on the right and one on the left side of where a child's head would be. Handheld carriers without the second warning regarding restraint use, do not meet the standard
<p>High Chairs</p> 	<p>Do NOT sell products that have any of these possible hazards:</p> <ul style="list-style-type: none"> ✓ Unstable products that may be susceptible to tipping ✓ Broken frames, legs, seat supports, and loose screws ✓ Torn, cracked, or peeling seat pads and seat-reclining issues ✓ Broken buckles and prongs, jamming, easy release, torn or fraying straps, pinching, and ineffective restraints ✓ Armrests that are cracking or breaking ✓ Trays failing to lock or remain locked, trays releasing too easily, difficulty releasing trays, and pinching ✓ Cracked or broken toy accessories ✓ Broken or loose wheels or wheels not locking ✓ Cracked or broken footrests ✓ Finish that is coming off, poor construction quality, or loose hardware

Infant Bath Seats



CPSC staff advises you to destroy bath seats that:

- ✓ Were made prior to December 6, 2010, before the safety standard went into effect. (See date code stamp on the bottom of the product, or contact the manufacturer.)
- ✓ Attach directly to the tub floor with suction cups. (Suction cups may have contributed to some bath seat-related deaths because they failed to adhere to the tub surface, they separated from the bath seat, or they were missing).
- ✓ Are broken or damaged
- ✓ Do not have permanent warnings visible on the product. Warning labels are required by law to be fixed to the bath seat to alert parents and caregivers that bath seats are not safety devices and that infants should never be left unattended in a bath seat.
- ✓ "Ring" seats like the one pictured below are noncompliant and should be destroyed:



Infant Bath Tubs



Do NOT sell products that have any of these possible hazards:

- ✓ Broken hammocks, slings, or locking mechanisms
- ✓ Entrapment hazards in the hinges, holes, and the foot area inside a tub
- ✓ Mold
- ✓ An unstable tub, missing pieces, batteries leaking or overheating, rust, and scalding

Infant Bouncer Seats**Do NOT sell products that have any of these possible hazards:**

- ✓ Sharp plastic rods, un-cushioned side metal bars, overhead attachments not clipping properly, sharp pieces of fabric, lack of padding in the footing area, bouncer frames that easily entrap arms/legs/fingers, easily movable feet cushion flaps, sharp plastic grooves from a musical component, broken seat belts, or lopsided or low-riding bouncer frames
- ✓ Bouncer seats collapsing when picked up, collapsing during use, or releasing fabric from the frame
- ✓ Other structural issues involving broken sides, recline adjustment pieces, wire bases, front tube retainers, and rubber feet. These issues suggest inadequate structural integrity.
- ✓ Toy bars that fail to snap into place, toy bars and/or toys broken or hanging off the bar, toys on the bar able to swing back far enough to hit a child, toy bars that contain toys that could scratch or pinch fingers or toes, or entangle a child's hands or feet
- ✓ Inadequate stability
- ✓ Leaking, cracking, or exploding batteries, motor-related issues, which include overheating motors, motors making strange noises, or motors catching on fire, resulting in burning plastic and structural burn marks
- ✓ Restraint issues such as tearing/fraying straps, non-latching seat belts, or breaking seat buckles
- ✓ Bouncers without warning labels placed near where baby's head and shoulders should be

Infant Inclined Sleep Products



Do NOT sell products that have any of these possible hazards:

- ✓ **more than a 10-degree incline** (most inclined sleep products have a 20- to 30-degree incline and should not be sold)

Infant Swings




Do NOT sell products that have any of these possible hazards:

- ✓ Collapses during use
- ✓ Structural issues, such as those involving broken sides, recline adjustment pieces, wire bases, front tube retainers, or rubber feet
- ✓ Toy bars that fail to snap into place or are broken
- ✓ Stability issues
- ✓ Leaking, cracking, or exploding batteries
- ✓ Overheating motors, motors making strange noises, and motors catching on fire, resulting in burning plastic and structural burn marks
- ✓ Tearing/fraying straps, non-latching seat belts, and breaking seat buckles
- ✓ Legs lifting when swinging
- ✓ Lopsided swinging
- ✓ Tray not locking

Infant Walkers



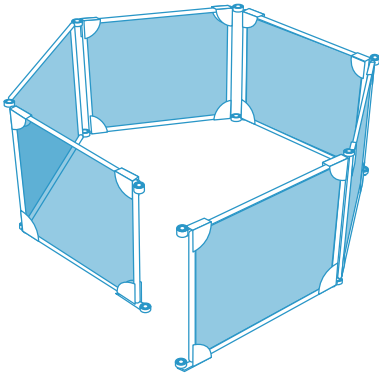
- ✓ **Destroy baby walkers** that do not meet the CPSC's mandatory standard that helps prevent falls downstairs.
- ✓ **The baby walker must have:**
 - **Rubber-like gripping strips underneath**, or around the base, to grip the floor
 - **OR**, if there are no gripping strips, it must have a base that is at least **36-inches wide** to prevent the baby walker from fitting through a standard doorway



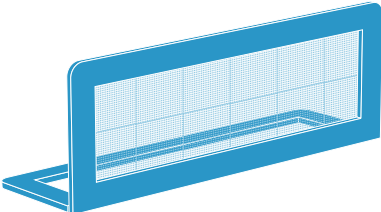

Look for a gripping mechanism under the edge of the base.






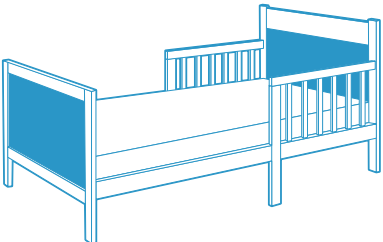
Too wide to fit through doorway

Play Yards**Do NOT sell products that have any of these possible hazards:**

- ✓ Missing warning labels
 - Labels should state that the sides should never be left in the down position. (In the down position, the side forms a pocket that an infant can roll into and become trapped, causing the child to suffocate.)
- ✓ Top rails without a hinge in the center, or a hinge that does not lock automatically when lifted into the normal use position
 - If unlocked, the hinge may collapse, and the top rails can form an acute V-shape that can entrap a child's neck and strangle the child
- ✓ Tears or holes in vinyl rail covering
 - A teething infant can chew off pieces of the vinyl covering of a play yard's railing and choke
- ✓ Openings (weave) in mesh greater than 1/4 inch
- ✓ Tears or loose threads in mesh
 - Infants or toddlers can strangle if their heads get caught in tears in the mesh
- ✓ Mesh not attached securely to the top rails and floor plate
- ✓ Rivets that protrude 1/16 inch or more outside of the top rails
 - A toddler can strangle in a play yard (sometimes known as a portable crib) with protruding rivets if a pacifier string or loose (or loosely woven) clothing catches onto one
- ✓ Loose or missing staples, rivets, or screws used in construction
- ✓ After-market substitutions/additions of mattresses or pads
 - Only mattresses or pads provided by the manufacturer are allowed
- ✓ Mattresses or pads that are greater than 1.5 inches thick

<p>Portable Bed Rails</p> 	<p>Do NOT sell products that have any of these possible hazards:</p> <ul style="list-style-type: none"> ✓ Worn or poor quality fabric on mesh panel ✓ Sharp surface ✓ Hinge lock disengagement while in use ✓ Potential for choking on small parts, such as loose hardware or labels ✓ Instability issues resulting from loose hardware ✓ Fastening/locking-in-place mechanisms that release easily ✓ Extra-wide openings in non-mesh side panels or very short rail height ✓ Bed rails should be at least 18 inches shorter than a mattress, to allow 9 inches for egress at either end
<p>Portable Hook-On Chairs</p> 	<p>Do NOT sell products that have any of these possible hazards:</p> <ul style="list-style-type: none"> ✓ Broken attachments ✓ Restraint or containment issues ✓ Seat fabric separation due to breaking or tearing components ✓ Broken structural components

<p>Sling Carriers</p> 	<p>Do NOT sell products that have any of these possible hazards:</p> <ul style="list-style-type: none"> ✓ Buckles that easily release, slip, or break ✓ Broken components, or sharp surfaces ✓ Missing prominent warning labels addressing suffocation and fall hazards, weight limitations, and figures that show proper positioning
<p>Soft Infant and Toddler Carriers</p> 	<p>Do NOT sell products that have any of these possible hazards:</p> <ul style="list-style-type: none"> ✓ Fastener problems, such as snaps or buckles breaking/unexpectedly releasing ✓ Problems with too small/too large leg openings ✓ Stitching on the carrier coming undone or seams ripping, resulting in other components, like straps, detaching ✓ Inadequate back support, or poor air flow in the carrier insert ✓ Straps that break or slip
<p>Stationary Activity Centers</p> 	<p>Do NOT sell products that have any of these possible hazards:</p> <ul style="list-style-type: none"> ✓ Broken, twisted, overstretched, or failed suspension springs ✓ Torn, frayed, twisted, or detached support straps ✓ Broken snap buttons or fasteners ✓ Bent or damaged tubes, frames, or posts ✓ Broken or torn tabs or stitching used to attach seat to frame

<p style="text-align: center;">Toddler Beds</p> 	<p>Do NOT sell products that have any of these possible hazards:</p> <ul style="list-style-type: none"> ✓ Broken, loose, or detached components of the bed, such as the guardrail, hardware, or other accessories ✓ Product integrity issues, mostly integrity of the mattress-support, which can cause collapse of the bed, causing the child to fall through ✓ Inadequate mattress-fit (included mattress should be a full-sized crib mattress) ✓ Paint/coating issues, bed height/clearance issues, and inadequacy of guardrails
--	--

Children's Daywear and Sleepwear

Children's clothing is commonly recalled due to failure to meet the standards for flammability in [16 CFR part 1610](#) (for all clothing textiles), [16 part CFR 1615](#) and [16 CFR part 1616](#) (for children's sleepwear), small parts hazards, excessive levels of lead, and drawstrings.

Before accepting children's clothing for resale, check for the following:

- ✓ Check for clothing recalls at: www.cpsc.gov/recalls or through the Recall App (to download, [see page 3](#) above or visit: www.cpsc.gov/data).
- ✓ Check that clothing does not have any buttons, snaps, or decorations that could easily detach, causing a choking hazard.
- ✓ Check for drawstrings in children's upper outerwear, discussed further below.

Drawstrings in Children's Clothing



HAZARDS: Strangulation.

Drawstrings are non-retractable cords, ribbons, or tapes of any material to pull together parts of upper outerwear to provide for closure. The CPSC regulation defines "upper outerwear" as "clothing, such as jackets and sweatshirts, generally intended to be worn on the exterior of other garments."

Young children can be seriously injured or killed if the upper outerwear they are wearing catches and snags on other objects. CPSC staff is aware of 26 deaths and 73 nonfatal incidents that occurred between January 1985 and June 2019 which were associated with neck/hood drawstrings on children's outerwear, and that involved children 18 months to 15 years of age. Of these, the most common incident scenarios involved drawstrings getting

entangled on playground slides. Typically, as a child descended the slide, the toggle or knot on the drawstring got caught in a small space or gap at the top of the slide. Examples of catch points include a protruding bolt or a tiny space between the guardrail and the slide platform. This can present a strangulation risk and has resulted in death. Incidents have also occurred when the long, trailing drawstring at the waist of a jacket was caught on the closed door of a moving school bus.

In July 2011, the Commission determined that hood and neck drawstrings on children's upper outerwear present a strangulation risk that is a substantial product hazard. The Commission can order retailers, including resellers, to recall a product deemed to be a substantial product hazard.

Restrictions on drawstrings do not include: underwear and inner clothing layers, pants, shorts, and skirts that are not intended for the upper portion of the body.



RESELLER RESPONSIBILITY:

- ✓ Check www.cpsc.gov/recalls for recalls of clothing with drawstrings and report children's clothing with drawstrings to CPSC. It is illegal to offer for sale, sell, or distribute a recalled product.
- ✓ Inspect children's upper outerwear for the following:
 - o hood and neck area, if sizes 2T to 12—completely remove the drawstrings;
 - o waist and bottom area, if sizes 2T to 16—modify or remove the drawstrings so they are:
 - o limited to 3 inches outside the drawstring channel when the garment is expanded to its fullest width;
 - o free of toggles, knots, and other attachments at the free ends of drawstrings;
 - o one continuous string and bar tacked (*i.e.*, stitched through to prevent the drawstring from being pulled through its channel).



Toys

In 2018, there were an estimated 226,100 toy-related injuries treated in U.S. hospital emergency departments.

All toys intended for use by children 12 years of age and under must be tested by a third party, CPSC-accepted laboratory. The manufacturer or importer must then certify, via a Children's Product Certificate (CPC), that the product meets applicable U.S. safety standards, including the federal toy safety standard. Please see our Business Guidance Pages at www.cpsc.gov/cpc and www.cpsc.gov/toysafety, respectively.

ASTM F963-17, *The Standard Consumer Safety Specification for Toy Safety*, is a comprehensive standard addressing numerous hazards that have been identified with toys. In 2008, the Consumer Product Safety Improvement Act of 2008 (CPSIA) mandated that the voluntary toy safety standard in effect at that time become a nationwide mandatory children's product safety rule. CPSC has adopted subsequent revisions to ASTM F963.

You may view a summary of the ASTM toy safety standard and purchase the standard in its entirety from ASTM International's website. On ASTM's website, you can view a brief description of the toy safety standard, a table of contents of the standard's sections, and a list of products that are not covered by the toy safety standard (although some of those products, such as bicycles, are covered by another mandatory standard). You can view the full standard for free through ASTM's Reading Room: www.astm.org/readinglibrary. If you would like to download the standard, you must purchase the copyright-protected document from ASTM by visiting: www.astm.org/Standards/F963.htm.

The manufacturer or importer of children's toys is responsible for identifying the sections of the toy standard that apply to their company's product(s). As a reseller, you are not required to test or certify your products, but you should familiarize yourself with these requirements to identify potentially hazardous toys before they can injure a child. When selecting children's toys for resale, follow the children's product guidance on [pages 5-11](#).



Toys with Magnets



HAZARDS: Death, intestinal twisting (volvulus injuries), intestinal perforation (holes) leading to sepsis, or blockage.

- o Toys containing *hazardous magnets* can kill children if multiple magnets are swallowed.

Hazardous magnets are small (meaning they fit entirely within the small parts cylinder), highly powered (meaning they have a flux index ≥ 50 , as found in Section 8.25 of the Toy Safety Standard), and may come as part of construction sets, action figures, dolls, puzzles, jewelry, and other toys.

If ingested, two or more high-powered magnets, or a high-powered magnet and a magnetic object, can interact across bodily tissues resulting in serious, even life-threatening, complications from the damage caused by the attraction forces and subsequent medical interventions. Estimates show that thousands of magnet-related ingestions occurred from 2009–2018. Some children ages 18 months to 16 years old have required surgery to remove ingested magnets. CPSC is aware of at least four deaths related to these products.

CPSC staff has received numerous reports of magnet-related ingestions, many of which required surgical intervention. In many cases, the magnets had fallen out of larger components of toys, or were separated from a larger set of small, rare earth magnets. In other cases, children swallowed intact toy components containing magnets.

To mimic body piercings, older children have placed two or more magnets on opposite sides of their ear lobes, tongue and nose, which has resulted in magnets being unintentionally inhaled and swallowed. For more information see CPSC's [Informational Briefing Package Regarding Magnet Sets](#).

The magnet requirements of the toy standard do not apply to magnetic/electrical experimental sets if they are intended for children 8 years old or older and are labeled with this warning: "WARNING: This product contains (a) small magnet(s). Swallowed magnets can stick together across intestines causing serious infections and death. Seek immediate medical attention if magnet(s) are swallowed or inhaled." Magnetic/electrical experimental sets are toys that contain one or more magnets intended for carrying out educational experiments involving both magnetism and electricity.



RESELLER RESPONSIBILITY:

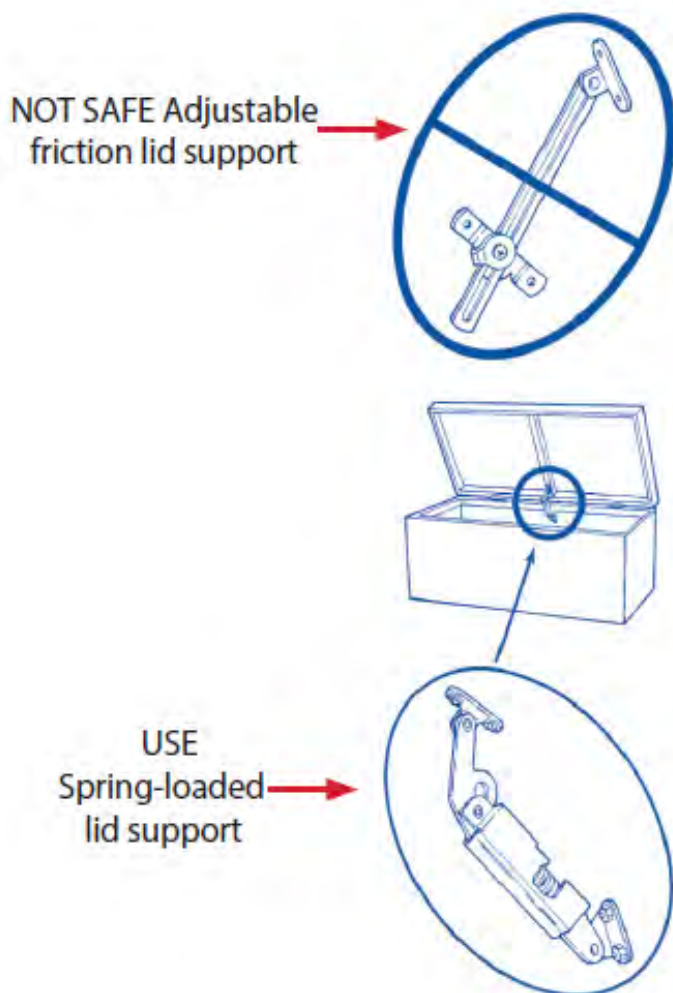
- ✓ Destroy toys with magnetic parts that:
 - o have loose or missing magnetic components; or
 - o have been recalled. Check for recalls at: www.cpsc.gov/recalls.



Toy Chests

⚠️ HAZARDS: Suffocation, entrapment, strangulation, pinching, crushing, or laceration.

Toy chests with hinged lids that open vertically can collapse or drop suddenly, particularly if the lids have a hinge with an adjustable friction lid support (see drawing below). The CPSC has received reports of death and brain damage as a result of toy chest lids falling onto children's heads or necks. Most of the children were under 2 years of age. Accidents occurred as children were reaching over and into the toy chest, when the lid dropped, either falling onto their heads, or trapping them at the neck, between the lid and the edge of the toy chest.



Suffocation deaths have occurred when children climbed into chests to hide or sleep. Because the toy chests were not ventilated adequately, the children suffocated in the enclosed space. Lid support mechanisms, chest hardware, and attachment failures also have resulted in injuries, such as crushing, pinching, or laceration-type injuries.

Toy chests are regulated by the toy safety standard, ASTM F963. The safety provisions in the standard are intended to prevent the hazards of suffocation, entrapment, strangulation, pinching, crushing, or laceration and the described injuries.

**RESELLER RESPONSIBILITY:**

- ✓ Check www.cpsc.gov/recalls for toy chest recalls and report hazardous toy chests to CPSC. It is illegal to offer for sale, sell, or distribute a recalled product.
- ✓ Destroy toy chests that do NOT have:
 - o a spring-loaded lid support that will keep the lid open in any position without adjustment by the consumer to ensure adequate lid support; and
 - o ventilation holes or openings in the front, sides, or a gap under the lid. These ventilation holes should not be blocked if the chest is placed on the floor against the wall.
- ✓ Also destroy:
 - o toy chests with an automatic locking device or a latch. These devices could prevent a child who climbs into a toy chest from exiting it.
 - o non-toy chests with automatic locks, such as trunks, wicker chests, and wooden storage chests that have been recalled. Children have also died in these chests.



General-use Products

General-use products are consumer products that are designed or intended for use by consumers of all ages, including children 12 years old or younger.

Unlike children's products, most general-use products do not have mandatory testing, labeling, or certification requirements from the CPSC. However, if a product presents a substantial product hazard, it can be recalled. Always remember to check for recalls on: www.cpsc.gov/recalls prior to accepting a product for resale. It is illegal to offer for sale, sell, or distribute a recalled product.

The following pages contain more information on general-use product requirements.

Appliances

CPSC is aware of over 400 recalls involving home appliances, such as washing machines, dryers, refrigerators, and counter-top kitchen appliances. Reasons for the recalls include burn hazards, laceration hazards, fire hazards, electric shock hazards, and tip over hazards. Many of these hazards are associated with serious injuries and deaths.

Recalled items often make their way into the resale market. Always check for recalls prior to accepting an appliance for resale. If you do end up with a recalled item in your possession, follow the prescribed remedial action, or if it's not possible, dispose of it permanently (so it cannot be used again).

For guidance on destroying recalled appliances, contact the equipment manufacturer. If you cannot contact the manufacturer, CPSC recommends making the unit unusable before disposal (e.g. cutting power cords, removing and destroying computer boards, etc.). You can also contact CPSC's toll-free consumer hotline at: 800-638-2772 (TTY 800-638-8270) or email: info@cpsc.gov with questions.



Electrical Products

Every year, electrical products are associated with injuries, deaths, and fires in homes. CPSC does not have mandatory standards for the electrical products listed below, but suggests that you use this page to spot possible safety problems with products before sale. Equipment with frayed or damaged cords or plugs should be discarded. Use caution when powering devices to assess their suitability for resale. Plug the device into a Ground Fault Circuit Interrupter (GFCI) –protected receptacle; if the GFCI trips, properly dispose of the product. Look for the safety certification mark of a Nationally Recognized Testing Laboratory (www.osha.gov/dts/otpca/nrtl/nrtllist.html), such as marks like Underwriter Laboratories (UL), Edison Testing Laboratories (ETL) and Canadian Standards Association (CSA).

Before reselling any electrical product, check for recalls at: www.cpsc.gov/recalls.

Lighting

- For light fixtures and lamps, ensure that the light bulb is the correct wattage for the fixture. If you are unsure, use a bulb that is 60 watts or less. For unmarked ceiling fixtures with miniature bulbs, use 25 watt bulbs, or even lower wattage, such as an LED bulb, which gives off much less heat (so-called “60 watt equivalent” LED bulbs typically run about 10 watts actually).



Portable Heating Equipment

- Make sure the heater has a seal of a nationally recognized testing laboratory (NRTL), such as UL, ETL, or CSA. If not, destroy the heater.
- Test the heater to see if it is in good working order (no odd smells, sparks, or smoke when operating, stable on its feet). If it is not in good working order, properly dispose of it.



Dehumidifiers

- Make sure that the dehumidifier has a seal of a NRTL, such as UL, ETL, or CSA. If not, destroy it.
- Test the dehumidifier to see if it is in good working order (no odd smells, sparks, or smoke when operating, stable on its feet). If it is not in good working order, destroy it.
- A large number of dehumidifiers have been recalled. Be sure to check the model of the dehumidifier through: www.cpsc.gov/recalls or the CPSC Recall App (to download, [see page 3](#) above or visit: www.cpsc.gov/data) before offering it for sale.



Extension Cords and Power Strips

- Inspect any electrical cords for fraying, cracks, or other damages. Destroy all damaged cords.
- Make sure that electrical plugs fit snugly into all outlets.



Counter Top Appliances (such as Toasters, Blenders, and Mixers)

- Properly dispose of any appliances that have ever produced even a slight shock.
- Ensure that appliances are in good condition (working well with no damaged parts).



Electric Blankets

- Check blankets for cracks or breaks in wiring, plugs, and connectors.
- Check for dark, charred, or frayed spots on either side of the blanket.
- Destroy any damaged blankets.



Electrical Power Tools

- Make sure that all cord-connected power tools are equipped with 3-prong plugs or are marked to indicate that they are double insulated.



Electrical Garden Tools

- Ensure that all power cords are in good condition, with no cracks or exposed wires.
- Test all tools to make sure that they are operating properly, with no signs of damaged wiring or parts.



Hair Dryers



HAZARDS: Electric shock, Electrocutation (death).

A hand-supported hair dryer is a portable electrical appliance that typically contains open-coil heating elements that are uninsulated, electrically energized wires, over which a fan blows air. Electric voltage is still present when the hair dryer is plugged in, even if the switch is in the “off” position. Without the immersion protection device shown in the illustration below, a dryer that is dropped accidentally into water, such as in a sink or bathtub, can electrocute anyone who is in the water or who touches the water.



The Commission has determined that hair dryers that do not have integral immersion protection in accordance with section 5 of [UL 859](#) and or section 6 of [UL 1727](#) present a risk of electrical shock and constitute a substantial product hazard.

Hand-Supported Hair Dryers (meets UL standards)

Most new hand-supported hair dryers have immersion-protection devices. Many secondhand hand-supported dryers do not have immersion-protection devices. This immersion protection is required, even if a hair dryer is intended for professional use only.

The standards have been very effective in reducing deaths and electric shock injuries from hair dryer immersion or contact with water. Before the initial safety standards took effect in 1986, a total of 110 electrocutions reportedly were due to hair dryer immersions or water contact. From 2009 to 2018, CPSC received reports of 23 nonfatal incidents, two involving water. In one case, the consumer reports that when the hair dryer caught fire, the consumer threw water on the hair dryer while it was still plugged in, and was shocked. In the other case, the consumer was using the hair dryer near a sink with running water, dropped it in the sink, and was shocked while trying to remove it.



RESELLER RESPONSIBILITY:

- ✓ Check: www.cpsc.gov/recalls for hair dryer recalls and report hazardous hairdryers to CPSC. It is illegal to offer for sale, sell, or distribute a recalled product.
- ✓ CPSC staff advises you to destroy any hairdryer that does NOT have:
 - an integral immersion-protection device, which is a large block-shaped plug at the end of the cord that contains some type of circuit interrupter. The picture below shows a power cord with an integral circuit interrupter at the plug end; and
 - the certification mark of a recognized testing laboratory, such as UL, ETL, or CSA on the hair dryer itself.



Seasonal and Decorative Lighting Products



HAZARDS: Electric shock, Electrocutation (death), fire.

Seasonal and decorative lighting products are portable, plug-connected, temporary-use lighting products and accessories that have a nominal 120-volt input voltage rating.



The Commission has determined that seasonal and decorative lighting products, including holiday lights, that do not contain one or more of three readily observable safety characteristics (**minimum wire size, sufficient strain relief, or overcurrent protection**) present a risk of electrical shock or fire and constitute a substantial product hazard.

In general, sections 6, 7, 15, 71, 79, and SB15 of the UL standard 588 (18th edition) set forth the requirements for the three readily observable characteristics in the rule: minimum wire size, sufficient strain relief, and overcurrent protection (fuses). The presence of these three characteristics reduces the risk of electrical shock or fire.



RESELLER RESPONSIBILITY:

- ✓ Check: www.cpsc.gov/recalls for seasonal holiday light recalls and report hazardous seasonal holiday lights to CPSC. It is illegal to offer for sale, sell, or distribute a recalled product.
- ✓ CPSC staff advises you to destroy any seasonal holiday lights that do NOT meet the minimum wire size, sufficient strain relief, or overcurrent protection standards, summarized in the table on page 36.

Readily Observable Characteristics					
Seasonal Decorative Lighting Products		Minimum Wire Size (AWG) UL 588 Section 6	Sufficient Strain Relief (load weight)		Overcurrent Protection Qty. U: 588 Section 7
			Plugs/Load Fittings UL 588 Sections 15 and 71	Lampholders UL 588 Sections 79 and SB15	
Series-connected lighting product	With Load Fitting	20 (Polarized Plug)	20 lbs. (smaller than 18 AWG)	20 lbs.	1
		22 (Non-Polarized Plug)		8 lbs.	2
	Without Load Fitting	22 (Polarized Plug)		8 lbs.	1
		22 (Non-Polarized Plug)		8 lbs.	2
Parallel-connected light product	With or Without Load Fitting	20 (XTW) 18 (All others) All Polarized Plugs	20 lbs (20 AWG) 30 lbs (18 AWG)	20 lbs.	1

Extension Cords



HAZARDS: Electric shock, Electrocutation (death), fire.

Extension cords are defined as a length of factory-assembled flexible cord, with an attachment plug or current tap as a line fitting, and with a cord connector as a load fitting. Extension cords (see figure 1) are used for extending the electricity supply of an electrical outlet or receptacle to a portable corded appliance or device, such as a toaster, a lamp, a television, or a leaf blower.

Figure 1. In-Scope Products



[16 CFR part 1120](#) applies to extension cords that are equipped with National Electrical Manufacturer Association (“NEMA”) 1-15, 5-15 and 5-20 fittings (see figure 2), and that are intended for indoor use only, or for both indoor and outdoor use. The Commission refers to cords intended for indoor use only as “indoor cords” and to cords intended for both indoor and outdoor use as “outdoor cords.”

Figure 2. Out-of-Scope Products

The term “extension cord” does not include detachable power supply cords, appliance cords, power strips and taps, and adaptor cords supplied with outdoor tools and yard equipment (see the table below). Extension cords have receptacles or outlets molded into the cord itself; whereas, power strips and taps have flexible cord, but receptacles or outlets are not molded into the cord itself. (Power strips and taps are covered by a voluntary industry consensus, the Standard for Current Taps and Adapters, [UL 498A](#)).

The Commission has determined that extension cords (for indoor and outdoor use) that do not contain all applicable readily observable safety characteristics: that is, **minimum wire size; sufficient strain relief; proper polarization; proper continuity; outlet covers** [for indoor cords]; and **jacketed cords** [for outdoor cords], present a risk of electrical shock or fire and constitute a substantial product hazard.

Four of the six observable characteristics apply to all general-use extension cords (indoor and outdoor extension cords, including indoor seasonal extension cords): (1) minimum wire size; (2) sufficient strain relief; (3) proper polarity; and (4) proper continuity. All four characteristics must be present for the product not to present a substantial product hazard.

Additionally, one characteristic (outlet covers) applies to 2-wire indoor extension cords, and one characteristic (jacketed cord) applies to outdoor extension cords. Thus, 2-wire indoor and all outdoor extension cords would each be required to exhibit five readily observable characteristics described in UL 817. If one or more applicable characteristics are missing, the product presents a substantial product hazard under section 15(a)(2) of the CPSA.

All products within the scope of the rule are covered by [UL 817](#).

General Extension Cord Usage	Readily Observable Characteristics				
	Minimum Wire Size (AWG)	Sufficient Strain Relief	Proper Polarization	Proper Continuity	Protective Feature
Indoor UL 817 Section 20	16AWG, or 17/18AWG with integral overcurrent protection <i>UL 817 Sections 210, 21</i>	18AWG or larger must withstand 30 pound force <i>UL 817 Section 84</i>	Cord fittings must be polarized (NEMA-115) or have a grounding pin (NEMA5-15) <i>UL 817 Sections 9, 19</i>	Plug and outlet terminals must be connected in identical configuration (i.e., Hot-to-Hot, likewise for Neutral and Ground) <i>UL 817 Sections 16, 105</i>	Outlet covers must be provided on unused outlets on 2-wire parallel <i>UL 817 Section 26.7</i>
Outdoor UL 817 Section 30	Same requirements as for indoor cords described above and <i>UL 817 Sections 2.13, 30</i>	Same requirements as for indoor cords described above	Same requirements as for indoor cords described above and <i>UL 817 Sections 31, 32</i>	Same requirements as for indoor cords described above	Jacketed flexible cord <i>UL 817 Section 30</i>



RESELLER RESPONSIBILITY:

- ✓ Check: www.cpsc.gov/recalls for extension cord recalls and report hazardous extension cords to CPSC. It is illegal to sell a recalled product.
- ✓ CPSC staff advises you to destroy any extension cords that do NOT display all applicable observable safety characteristics.

Furniture

CPSC has product safety regulations in place for certain types of furniture. The following pages detail your obligations before reselling furniture articles.

Keep in mind that children's furniture items have safety requirements in addition to the furniture-specific standards. To learn more about those requirements, please visit our Regulatory Robot tool: business.cpsc.gov/robot.



RESELLER RESPONSIBILITY:

- ✓ Check for recalls on: www.cpsc.gov/recalls. Children's and non-children's furniture articles have been recalled for a variety of reasons, including entrapment, tip-over, suffocation, chemical hazards, and flammability. It is illegal to sell, offer to sell, or distribute a recalled product.
- ✓ Pieces of moveable furniture that contain a surface coating, such as beds, bookcases, chairs, chests, tables, dressers, and console televisions are covered by the Lead in Paint ([16 CFR part 1303](https://www.ecfr.gov/current/title-16/chapter-I/subchapter-D/part-1303)) regulation. You are not required to test your products; however, furniture that was produced prior to 1978 is more likely to contain lead paint hazards.
- ✓ CPSC recommends you do not sell broken, cracked, or unstable furniture.
- ✓ Destroy storage chests with automatic locks, such as trunks, wicker chests, and wooden storage chests that have been recalled. Children have also died in these chests. ([See Toy Chests section on pages 29–30.](#))

Bean Bag Chairs



HAZARDS: Suffocation, choking.

Bean bag chairs made with zippers and foam pellets have been associated with deaths, as well as nonfatal incidents. Children have unzipped bean bag chairs, crawled inside, inhaled or ingested the foam pellets, and suffocated. Some have unzipped the chairs, then pulled out the foam pellets and played with them. The pellets clogged their mouths and noses, and they suffocated. Other children choked on the pellets but survived. From 2009–2018, CPSC received reports of seven deaths associated with bean bag chairs in children aged 4 months to 13 years. Deaths involved mechanical and positional asphyxia (e.g., suffocated underneath the bean bag, or found face down on the bean bag. One child unzipped and crawled inside the bean bag). Since 1996, bean bag chairs that comply with the voluntary standard ([ASTM F1912–98\(09\)](#)) have been manufactured with zippers that young children cannot open.

CPSC does not have a mandatory standard for bean bag chairs. The voluntary standard for bean bag chairs requires that chairs intended to be refilled must have a locking zipper that opens only with a special tool. Chairs that are not intended to be refilled must have a permanently disabled zipper or no zipper. The requirements also include permanent warning labels for bean bag chairs. The label wording differs depending on whether the chairs can be refilled. Durability testing is intended to ensure that materials that could tear easily and allow pellets to escape and be inhaled are not used in manufacturing bean bag chairs.



RESELLER RESPONSIBILITY:

- ✓ Check: www.cpsc.gov/recalls for bean bag chair recalls. It is illegal to sell, offer to sell, or distribute a recalled product.
- ✓ CPSC staff advises you to destroy any bean bag chair that has:
 - A zipper that can be opened by young children;
 - Stuffing or pellets coming out of the chair; or
 - Seams that can come apart if they are pulled. The foam pellets could escape, posing a hazard to children.



Bunk Beds



HAZARDS: Strangulation, suffocation, hanging.

A bunk bed is any sleep structure with at least one mattress foundation more than 30 inches above the floor. A mattress foundation is the base or support on which you place the mattress. From 2009 to 2018, CPSC received 50 records of deaths of children aged 17 and under due to strangulation or suffocation from bunk bed entrapments. It is important to note that although most of the deaths were due to entrapment, several resulted from ligature hangings because of products caught on or tied to a bunk bed. Sixty-three percent (63%) were 3 years old or younger. Some children strangled when their bodies, but not their heads, slid between a guardrail and the bed frame, leaving their bodies hanging. Some suffocated when they became trapped in openings within the footboard or headboard end structures or between the bed and the wall. CPSC staff is also aware of incidents of hanging, where some children hanged from a top bunk when something they were wearing caught on a vertical protrusion as they were climbing out of the bunk.



RESELLER RESPONSIBILITY: Check the assembled bunk bed, and only sell it if it has all of the following safety features required by CPSC's standard at [16 CFR part 1213](#). Otherwise, destroy it.

- ✓ Check: www.cpsc.gov/recalls for bunk bed recalls and report hazardous bunk beds to CPSC. It is illegal to sell, offer to sell, or distribute a recalled product.
- ✓ **Guardrails on Both Sides of the Upper Bunk:**
 - One guardrail must run continuously from the headboard to the footboard.
 - The other guardrail also can run continuously from the headboard to the footboard. However, if it is not continuous, there should be no openings greater than 15 inches between the end of the guardrail and either end structure (headboard or footboard).
 - There must be no openings larger than 3 ½ inches within the guardrail, or between the guardrail and the mattress foundation.
- ✓ **End Structures:**
 - The end structures (headboard and footboard) of the upper bunk must not have openings larger than 3 ½ inches. The end structures in the lower bunk must not have openings larger than 3 ½ inches, unless those openings are at least 9 inches.

✓ **Other Requirements:**

- Assemble and ensure that the bunk beds have all component parts, including all screws and hardware. For tubular metal bunk beds, there must be no breaks or cracks in the paint or metal around the welds that hold the side rail to the bed frame at all four corners of the upper and lower bunks.
- There should be no vertical protrusions or projections, such as ladder stiles or corner posts, that extend more than 3/16 inch above the top of any end structure, guardrail, or other part of the upper bunk.
- There must be a warning label attached to the bed that describes entrapment and fall hazards, describes the appropriate mattress dimensions, and warns against allowing children under 6 years on the upper bunk.
- There also should be a warning label on the bed that describes the strangulation hazard from children becoming entangled in items attached to or hanging from the bunk bed.
- The mattress, if there is one, should match the size specified in the warning label on the bed. Specifically, the top of each guardrail should be at least 5 inches above the top of the mattress, and the top of each end structure (headboard and footboard) should be at least 5 inches above the top of the mattress for at least half of the mattress length.
- All openings in bunk bed ladders, and between the ladder and upper bunk, should be either greater than 9 inches or smaller than 3 ½ inches, to prevent entrapment. If the ladder is attached to the lower bunk, then any gaps between the ladder and lower bunk should be larger than 9 inches or smaller than 1.88 inches.

Clothing Storage Units

Resellers should make certain that the clothing storage units they sell in the United States comply with the applicable current voluntary safety standards, including all referenced standards and requirements contained in the latest revision of [ASTM F2057-19](#), *Safety Specification for Clothing Storage Units*. ASTM F2057-19 defines “clothing storage units” as “furniture item with drawers and/or hinged doors intended for the storage of clothing typical with bedroom furniture.” This standard covers free-standing clothing storage units, including but not limited to chests, chests of drawers, drawer chests, armoires, chifferobes, bureaus, door chests, and dressers.

The ASTM standard, which can be purchased from ASTM International here: www.astm.org, was designed to reduce the serious risk of dangerous tip-over events. ASTM F2057-19 applies to clothing storage units that are 27 inches and above in height.

CPSC received numerous reports of child fatalities that occurred between 2000 and the present associated with clothing storage unit tip overs. ASTM F2057-19 includes requirements to address potential tip overs of clothing storage units. Accordingly, CPSC considers clothing storage units that fall within the scope of ASTM F2057-19, but do not meet its requirements, to contain a defect that could present a substantial product hazard under Section 15(a) of the CPSA, 15 U.S.C. § 2064(a). The CPSC has also recalled numerous unstable clothing storage units in the past.

Consequently, you should not sell clothing storage units that are within the scope of the ASTM F2057-19 standard but do not comply with its requirements. CPSC urges you to review your product inventory regularly to ensure that all clothing storage units that you sell comply with ASTM F2057-19 standard, where applicable.

More information is available on CPSC’s website: <https://www.cpsc.gov/Business--Manufacturing/Business-Education/Business-Guidance/Clothing-Storage-Units>.



RESELLER RESPONSIBILITY:

- ✓ Millions of dressers have been recalled due to tip over hazards. Before accepting a dresser for resale, check for Recalls on: www.cpsc.gov/recalls.
- ✓ Train sales associates to inform consumers of the dangers of TV tip-over incidents and methods to prevent these incidents by visiting: www.anchorit.gov.
- ✓ Use in-store displays to remind shoppers of the danger.
- ✓ Provide straps and wall brackets for consumers to secure TVs and furniture. Ensure that anchoring or tip-restraint systems are in accordance with [ASTM F3096-14](#).
- ✓ Check that clothing storage units comply with Furniture Performance Standards. Clothing storage units taller than 27 inches should be in accordance with the stability and anchoring requirements as described in [ASTM F2057-19](#).

Mattresses



HAZARDS: Fire.

Mattresses, either as a set with a foundation, or labeled for sale alone, must meet the CPSC's flammability regulations designed to limit the spread and intensity of a fire ignited by open-flame sources, such as candles, matches, and lighters and by cigarette ignition.

The mattress regulation is estimated to prevent as many as 270 deaths and 1,330 injuries each year.



RESELLER RESPONSIBILITY:

- ✓ Check: www.cpsc.gov/recalls for mattress recalls and report hazardous mattresses to CPSC. It is illegal to sell a recalled product.
- ✓ Destroy mattresses and mattress sets manufactured, imported, or renovated:
 - After July 1, 2007, and that do not have a label certifying that they meet the standard. Every mattress and foundation must bear a permanent, conspicuous, and legible label in English. If a mattress was made before 2007, CPSC recommends it not be resold.
 - Where the mattress or foundation is not intended to be sold separately and the component to be sold fails to meet the requirements of the standard. The label states whether the mattress is intended for use with a foundation, without a foundation, or with or without a foundation.



Storage Chests



HAZARDS: Suffocation, entrapment, strangulation, pinching, crushing, or laceration.

Storage chests with hinged lids that open vertically can collapse or drop suddenly, particularly if the lids have a hinge with an adjustable friction lid support. The CPSC has received reports of brain damage or death as a result of storage chest lids falling onto children's heads or necks. Most of the children were under 2 years of age. Accidents occurred when children were reaching over and into the storage chest when the lid dropped, either falling onto their heads, or trapping them at the neck, between the lid and the edge of the storage chest.

Suffocation deaths have occurred when children climbed into chests to hide or sleep. Because the storage chests were not ventilated adequately, the children suffocated in the enclosed space. Lids on storage chests can latch shut automatically, locking children inside. In addition, lid support mechanisms, chest hardware, and attachments also have resulted in injuries, such as crushing, pinching, or laceration-type injuries.

Types of chests with these hazards include toy chests ([see Toy Chests section of this guide on pages 29–30](#) for additional information), cedar chests, cedar trunks, cedar boxes, hope chests, blanket chests, storage benches, and storage trunks.



RESELLER RESPONSIBILITY:

- ✓ Check: www.cpsc.gov/recalls for chest recalls and report hazardous storage chests to CPSC. It is illegal to offer for sale, sell, or distribute a recalled product.
- ✓ For chests that have not been recalled, but have an automatic latch or lock, disable or remove the lock and check with the chest manufacturer to see if the manufacturer is offering replacement hardware.
- ✓ Be sure to follow all recall remedies, including hardware removal or installation of new hardware.
- ✓ Destroy storage chests that do NOT have:
 - a spring-loaded lid support that will keep the lid open in any position without adjustment by the consumer to ensure adequate lid support; or
 - ventilation holes or openings in the front, sides, or a gap under the lid. These ventilation holes should not be blocked if the chest is placed on the floor against the wall.
- ✓ Also destroy:
 - storage chests with automatic locks, such as trunks, wicker chests, and wooden storage chests that have been recalled. Children have also died in these chests.

Sports, Recreational and Outdoor Equipment

Bicycle Helmets



HAZARDS: brain injury, contusions, death

A bicycle helmet is any headgear marketed as protecting a bicycle rider from head injury while riding, or that is marketed or promoted in a manner that implies it provides such protection. If a helmet is marketed or represented as providing protection during general use or in a variety of specific uses other than bicycling, it is still regarded as a bicycle helmet if a reasonable consumer could conclude from the marketing or promotion, that bicycling is among the uses for which the helmet is intended.



CPSC's bicycle helmet regulation sets performance requirements for helmets to protect bicycle riders from head injuries caused by falls or crashes. Bicycle helmets that fail any of the requirements violate the Consumer Product Safety Act, and they cannot be offered for sale, sold or distributed. Requirements for helmets can be found in [16 CFR part 1203](#).

- **Helmets are tested to make sure that:**
 - they do not block the rider's vision (the "peripheral vision test");
 - they do not come off when the rider falls (the "positional stability test");
 - the straps that hold a helmet on a rider's head do not stretch enough to let the helmet come off in an accident (the "dynamic strength of retention in system test");
 - the helmet significantly reduces the force to the rider's head when the helmet hits a hard surface (the "impact attenuation test").

Every bicycle helmet must have instructions telling riders how to make sure the helmet fits properly and how to wear it properly. The instructions must include a picture showing the proper way to wear the helmet. **Every bicycle helmet must be marked with the following information so that it is legible and clearly visible:**

- The model number or designation;
- A warning that no helmet can protect against all possible impacts, and that death or serious injury could happen in the event of an impact;
- A warning that, for maximum protection, the helmet must fit the rider's head properly, and that the rider must put the helmet on properly and hook the straps together, following the manufacturer's fitting instructions. This warning must also be on the package of the helmet.
- A warning that a helmet that has received an impact may be damaged so much that it no longer protects the rider; and that such damage may not be visible; and

this warning should tell the user to return to the manufacturer any helmet that has received such an impact, or to destroy and replace it.

- A warning that common cleaners, such as ammonia or bleach, may damage the helmet, and that such damage may not be visible. This warning should list the most common cleaners or other products that can damage the helmet and warn against using those cleaners. It should also generally tell consumers how to clean the helmet, and what cleaners to use, and it should refer them to the instruction manual for more detail.
- All of the warnings above must start with the word “WARNING” in capital letters and bold type. See [16 CFR § 1203.6](#) for more specific information on the labeling requirements.

Each bicycle helmet must have a label certifying that the helmet meets the requirements of this standard. The label must include:

- a specific statement that the helmet complies with the standard;
- the name, address, and telephone number of the manufacturer or importer issuing the certificate, or of the private labeler of the helmet;
- the name and address of the foreign manufacturer, if the helmet was manufactured outside the U.S., and
- information, such as a serial number, that allows you to identify the production lot of the helmet, and the month and year the helmet was manufactured.
- the label must be affixed to the bicycle helmet and visible to the consumer.



RESELLER RESPONSIBILITY:

- ✓ Check www.cpsc.gov/recalls for bicycle helmet recalls and report non-complaint bicycle helmets to CPSC. It is illegal to offer for sale, sell, or distribute a recalled product.
- ✓ CPSC staff advises you to destroy any bicycle helmet that:
 - Shows evidence of involvement in a crash or impact, such as a cracked, broken, or scuffed outer shell.
 - Has frayed or broken chin straps, or broken buckles.
- ✓ Bicycle helmets, particularly those made from foam, can have reduced efficiency after 5 years. CPSC staff recommends that you do not resell bicycle helmets that are more than 5 years old.

Personal E-Mobility Devices (Hoverboards)



HAZARDS: burns, fire, falls, electric shock.

A personal e-mobility device (e.g., a hoverboard, or self-balancing scooter) is a single-rider, consumer mobility device with a rechargeable battery-powered electric drive train that propels the rider, and that may be provided with a handle for grasping while riding. This device may or may not be self-balancing.



There is no mandatory CPSC standard for hoverboards; however, CPSC staff recommends compliance with voluntary standard [UL 2272 Standard for Electrical Systems for Personal E-Mobility Devices](#). The UL standard was designed to reduce the serious risk of dangerous fires in these products.

From December 1, 2015 through February 2, 2018, CPSC received reports from consumers in 44 states of 283 self-balancing scooter fires or overheating incidents resulting in 15 burn injuries, seven smoke inhalation injuries, and more than \$9 million in property damage, including the destruction of six homes and two automobiles. One of these house fires led to the deaths of two children in 2017. These incidents overwhelmingly involved self-balancing scooters that did not comply with the UL standard.

CPSC's Office of Compliance and Field Operations may determine that self-balancing scooters that do not meet the UL standard present a substantial product hazard under Section 15(a) of the CPSA, 15 U.S.C. § 2064(a). Should CPSC officers encounter such products, they may seek a recall.

- Section 15(b) of the CPSA, 15 U.S.C. § 2064(b), requires every manufacturer, importer, distributor, and retailer of consumer products to report immediately to the Commission when the firm obtains information that reasonably supports the conclusion that a product distributed in commerce contains a defect that could create a substantial product hazard or that the product creates an unreasonable risk of serious injury or death. The statute also provides for imposition of civil and criminal penalties for failing to report the required information.

The U.S. Department of Transportation requires that all lithium-ion battery products must comply with test requirements under [UN/DOT 38.3 Transport of Dangerous Goods for Lithium Metal and Lithium-Ion Batteries](#).



RESELLER RESPONSIBILITY:

- ✓ Check for hoverboard recalls through: www.cpsc.gov/recalls. It is illegal to offer for sale, sell, or distribute a recalled product.

- ✓ CPSC staff advises you to properly dispose of, in accordance with local requirements for lithium battery disposal, any hoverboard that does NOT:
 - Meet the UL 2772 *Standard for Electrical Systems for Personal E-Mobility Devices* as indicated by the certification mark of a recognized testing laboratory (e.g., UL, ETL, CSA, SGS) on the product itself.

ATVs



HAZARDS: Fire, Injury, Death

In 2017, an estimated 93,800 ATV-related, emergency department-treated injuries occurred in the United States. An estimated 26 percent of these involved children younger than 16 years of age.

CPSC staff has received reports of 15,250 ATV-related fatalities occurring between 1982 and 2017, including 1,411 deaths between 2015 and 2017.

In the past, ATVs have been recalled because of failure to restrict speed, battery issues, component parts breaking, fuel leaks, and other issues. These issues may not be immediately obvious on visual inspection. You should ALWAYS check for recalls on ATVs before selecting an ATV for resale. ***It is illegal to sell, offer to sell, or distribute a recalled product.***

- **MANDATORY STANDARD:** [16 CFR part 1420](#), Requirements for All-Terrain Vehicles (ATVs).



RESELLER RESPONSIBILITY:

- ✓ **Check for recalls here:** www.cpsc.gov/recalls
- ✓ Three-wheeled ATVs are not allowed to be imported or distributed in the United States. ***Do not accept three-wheeled ATVs for sale.***

ROVs



HAZARDS: Loss of Control, Stability Issues, Occupant Ejection, Collision, Fire, Debris Penetration Hazards, and Death

- **VOLUNTARY STANDARDS:** ANSI ROHVA 1-2016 Recreational Off-Highway Vehicles (ROVs). Additional information on ROVs can be found on our [Recreational Off-Highway Vehicles](#) page.
- **CHECK FOR RECALLS HERE:** www.cpsc.gov/recalls

Multipurpose Off-Highway Utility Vehicles (MOHUVs)/ Utility Vehicles (UTVs)



HAZARDS: Loss of Control, Stability Issues, Occupant Ejection, Collision, Fire and Debris Penetration Hazards

- **VOLUNTARY STANDARDS:** [ANSI OPEI B71.9 \(2016\)](#) Multipurpose Off-Highway Utility Vehicles (MOHUVs)
- **Check for recalls here:** www.cpsc.gov/recalls

Golf Cars



HAZARDS: Loss of Control, Fire

- **VOLUNTARY STANDARDS:** [ANSI/ILTV Z130.1 \(2012\)](#) Golf Cars – Safety and Performance Specifications
- **Check for recalls here:** www.cpsc.gov/recalls

Go Karts/Fun Karts



HAZARDS: Laceration, Collision, Loss of Control

- **VOLUNTARY STANDARDS:** [ASTM F2011-02 \(2010\)](#) Standard Specification for Safety and Performance of Fun-Karts
- **Check for recalls here:** www.cpsc.gov/recalls

Walk-Behind Lawn Mowers



HAZARDS: Fire, Laceration

- **MANDATORY STANDARD:** [16 CFR part 1205](#) Safety Standard for Walk-Behind Power Lawn Mowers.
- **Check for recalls here:** www.cpsc.gov/recalls

Ride-On Lawn Mowers



HAZARDS: Impact, Laceration, Fire

- **VOLUNTARY STANDARDS:** [ANSI B71.1-2003](#) Walk Behind and Ride-On Machines with Mowers
- **Check for recalls here:** www.cpsc.gov/recalls

Upcycled/Refurbished Goods

“Upcycling” is the process of transforming by-products, waste materials, or other unwanted products into new materials or products of better quality and environmental value. Upcycling of goods has become increasingly popular as consumers look for products that have a smaller ecological footprint.

“Refurbishing” involves renewing or restoring a product to a new condition and/or appearance. This may involve cleaning of the product or replacing component parts of the product.

Although there are many benefits to upcycling and refurbishing, there are important safety requirements to remember when creating certain consumer products with upcycled materials. Refurbished and upcycled products must meet the same requirements as new consumer products. Refurbishers and upcyclers are considered manufacturers by the CPSC. A manufacturer of a children’s product that is subject to a children’s product safety rule (such as lead or phthalate restrictions) is responsible for third party testing, labeling, and certification of their products.

Basics to Keep in Mind

If you are creating a product out of upcycled goods, you should follow the below guidelines when selecting materials. Product safety requirements vary widely, depending on what your end product will be, how it will be used, and the age group for which it is intended. For example, the upcycled materials used to create a picture frame likely have no mandatory testing requirements; whereas, upcycled materials used to create a children’s toy may need to be tested for lead content, phthalates, small parts, and the requirements of the ASTM F963 Toy Standard. As a first step, we recommend using our Regulatory Robot tool, which will provide a summary of the likely requirements for your product: business.cpsc.gov/robot.

Materials That May Not Require Testing

These materials can be upcycled easily and may not require any additional testing, even if you are making children’s products:

- Uncoated paper and paper products
- Textiles made from natural and/or manufactured fibers¹
- Untreated, unfinished wood²
- Plant- and animal-derived materials such as animal glue, bee’s wax, seeds, nut shells, flowers, bone, sea shell, coral, amber, feathers, fur, and natural leather²

1 Testing for flammability may be required if you are making children’s clothing or sleepwear.

2 Testing for small parts may be required if you are making a product for children under 3.

These upcycling materials should be avoided when making children's products, but are likely ok for general-use products:

- Plastic pieces, such as bottle caps
- Pipe cleaners
- Plastic or metal buttons
- Pins
- Metallic fabrics

Small Batch Manufacturer Registry

If you are making small batches of goods (i.e. less than 7,500 units of a covered product per year), you may qualify as a Small Batch Manufacturer. This could relieve you of testing certain materials at a CPSC-accepted laboratory if you have written assurances from the component part supplier of the materials' compliance. If you qualify, you would still need to make sure the product is tested, either by you or from your suppliers. For more information about qualifying as a Small Batch Manufacturer, visit: www.cpsc.gov/smallbatch.

Although small batch status does offer some testing relief, Small Batch Manufacturers **must always third party test** at [a CPSC-accepted laboratory](#) to demonstrate compliance with the following children's product safety rules:

- Lead-in-paint and other surface coatings, [16 CFR part 1303](#);
- Full-size cribs and non-full-size cribs, [16 CFR parts 1219](#) and [1220](#) (pdf);
- Pacifiers, [16 CFR part 1511](#);
- Small parts for children under 3 years of age, [16 CFR part 1501](#);
- Children's metal jewelry, Sec. 101(b) of the CPSIA, as amended by [P.L. 112-28; 15 USC 1278a\(b\)\(7\)](#);
- [Durable infant or toddler products](#), as additional children's product safety rules are enacted, 15 U.S.C. 2056a(f), Sec. 104 of the CPSIA.

For example, if small parts or lead paint testing is required, then testing **MUST** be conducted by a CPSC-accepted laboratory, and this small batch provision does not relieve you of that responsibility.

Keep in mind that it may be difficult to determine the original manufacturer or supplier of your upcycling material. If you cannot obtain assurances that your material is compliant, it must be tested.

Commonly Upcycled Products and Safety Requirements

Children's Products

- **Children's Clothing:** Sheets, scrap fabric, and worn clothing can all be remade into safe and functional children's clothing. If you will be selling clothing made for children, keep in mind the following testing requirements for your product:
 - [16 CFR part 1610](#): Flammability of Clothing Textiles. Many fabrics are exempt from flammability testing requirements. Plain-surface textile fabrics, regardless of fiber content, weighing 2.6 ounces per square yard (88.2 grams per square meter) or more, and all fabrics, both plain-surface and raised-fiber surface, regardless of weight, made entirely from any of the following fibers, or entirely from a combination of the following fibers: acrylic, modacrylic, nylon, olefin, polyester, and wool, are exempt from testing.
 - [15 U.S.C. § 1278](#): Total Lead Content. If your product is made from 100% non-metallic textiles (with no buttons, zippers, or other fasteners), you may not require testing for lead content.
 - [16 CFR part 1303](#): Lead in Paint. If your product has a surface coating that could be scraped off with a razor blade, such as a screen print, it will need to be tested for lead in paint.
 - [16 CFR part 1307](#): Phthalates. Plasticized components of children's bibs and sleepwear must be tested for phthalates.
 - Special requirements for Children's Sleepwear: In addition to the requirements above, children's sleepwear must meet additional standards for flammability. See [16 CFR part 1615](#) and [16 CFR part 1616](#). *Note: children's sleepwear has particularly stringent labeling, testing, and sizing requirements, depending on the type of sleepwear you are making. If you are a new manufacturer, we recommend starting with general wearing apparel before attempting children's sleepwear.*
- **Children's Toys:**
 - Children's toys must meet requirements for lead, lead in paint, phthalates, small parts, and the ASTM F963-17 Toy Standard. If you are making toys for children under the age of 3, the toys must be tested at a CPSC-Accepted Third Party Laboratory for small parts.
- **Children's Furniture:** There are many different mechanical requirements for children's furniture. The following requirements may apply to your children's furniture:
 - 15 U.S.C. § 1278: Total Lead Content
 - 16 CFR part 1303: Lead in Paint
 - Durable Infant or Toddler Products. Each product in this category has specific mechanical and physical testing requirements. If you are manufacturing these

products, they must be tested at a CPSC–accepted third party laboratory. [See pages 12–25](#) for a list of children’s products in this category.

- Bunk beds, clothing storage units, mattresses, and carpets and rugs have their own product safety requirements. See the applicable pages of this guide for these products, or consult the Regulatory Robot (business.cpsc.gov/robot) for more detail.
- **Adult Clothing**
 - [16 CFR part 1610](#): Flammability of Clothing Textiles. Many fabrics are exempt from flammability testing requirements. For example, if the fabric you are using is plain–surface and 2.6 ounces per square yard or greater, it would not require testing for flammability. For more information, select the “Apparel and Other Textile Products” category in the Regulatory Robot: business.cpsc.gov/robot.
- **Furniture**
 - Moveable furniture must meet the requirements in section 16 CFR part 1303 for lead in paint content. If you’re refinishing a piece of furniture, be sure you have a Reasonable Testing Program (www.cpsc.gov/generaluse) and issue a General Certificate of Conformity (GCC) (www.cpsc.gov/gcc).
 - If you are manufacturing a general–use product, such as non–children’s furniture, then for purposes of preparing a GCC, you must test the paint (in its dried state), test the finished product, and/or institute a reasonable testing program to ensure that your products do not contain levels of lead in the paint that violate the limit. Contacting a paint manufacturer and asking for written assurances that its paint does not contain lead and/or asking for test reports can be one part of a reasonable testing program. Due care must be taken to ensure the compliance of the paint or the surface coating.

Creating Safe Retail Spaces

Many injuries occur in retail stores annually. CPSC has received reports of injuries from:

- Slips/trips on spills or wet floors
- Individuals tripping over products, displays, or rugs in walkways
- Tripping into shelving units/clothing racks
- Reaching for items on high shelves and knocking onto self
- Items falling off of shelving units

The [National Fire Protection Association \(NFPA\)](#) estimates that there were 18,582 fires annually in U.S. businesses from 2013 through 2017, causing 15 deaths, 308 injuries, and more than \$850M in property loss.

Additionally, tip-over deaths can also occur in retail spaces due to falling items, such as mirrors, store displays, and furniture.

The following pages contain guidance to help you make your retail space safe for your employees and customers alike.

TVs and Furniture

Children like to climb on furniture. As you childproof your retail space, you may not be aware that unsecured TVs, furniture, and appliances are hidden hazards lurking in every room, especially if they are on top of a clothing storage unit or other raised surface.

To prevent a tip-over tragedy:

- ✓ **USE STURDY FURNITURE**
 - Televisions should only be placed on furniture designed to hold a television, such as television stands or media centers.
- ✓ **SECURE YOUR TV**
 - Televisions that are not wall mounted should still be anchored to the wall.
- ✓ **MOUNT FLAT-SCREEN TVS**
 - Mount flat-screen TVs to the wall or to furniture using a mount designed for the TV size and weight to prevent them from toppling over.
- ✓ **FOLLOW INSTRUCTIONS**
 - Follow the manufacturer's instructions to secure TVs and furniture properly.
- ✓ **LOW AND STABLE – Cathode-Ray Tube (CRT TV)**
 - CRT televisions should only be placed on furniture designed to hold a television

and should be anchored to the wall or the TV stand.

✓ **SECURE TOP-HEAVY FURNITURE**

- Existing furniture can be anchored with inexpensive anti-tip brackets. New furniture, such as dressers, are sold with anti-tip devices. Install these devices right away.

✓ **REMOVE TEMPTING OBJECTS**

- Remove items that might tempt kids to climb, such as toys and remote controls, from the top of the TV and furniture.

For more information, visit CPSC's Anchor It! Website: www.anchorit.gov.

Storing Materials

Improperly stored materials can fall and injure workers or customers. The Occupational Safety and Health Administration (OSHA) has some useful tips to avoid injuries in your retail space:

- ✓ Stack loads evenly and straight.
- ✓ Place heavier loads on lower or middle shelves.
- ✓ Remove one object at a time from shelves.
- ✓ Keep aisles and passageways clear and in good repair.
- ✓ Keep floors clean and free of slip-and-trip hazards.
- ✓ Ensure overhead lighting is adequate.
- ✓ Ensure loose/unboxed materials that might fall from a pile are properly stacked by blocking, interlocking, or limiting the height of the pile to prevent falling hazards.
- ✓ Ensure bags, containers, bundles, etc., are stored in tiers that are stacked, blocked, interlocked, and limited in height so that they are stable and secure to prevent sliding or collapse.
- ✓ Ensure storage areas are kept free from accumulation of materials that could lead to tripping, fire, explosions, or pest infestations.
- ✓ Ensure excessive vegetation is removed from building entrances, work, or traffic areas to prevent possible trip or fall hazards due to visual obstructions.

See [OSHA's Pocket Guide to Worker Safety Series, Warehousing](#); OSHA 3220-10N 2004.

Emergency Plan

Retailers should have an emergency plan that describes what is expected of employees in the event of an emergency, including:

- ✓ provisions for emergency exit locations and evacuation procedures;
- ✓ procedures for accounting for all employees and visitors;
- ✓ location and use of fire extinguishers and other emergency equipment.

For more information, see OSHA regulation [29 CFR § 1910.39](#): *Fire Prevention Plans* and their webpage on Fire Safety: www.osha.gov/SLTC/firesafety/index.html.

Appendix A: Glossary

All-Terrain Vehicle (ATV): any motorized, off-highway vehicle designed to travel on 3 or 4 wheels, having a seat designed to be straddled by the operator and handlebars for steering control; but does not include a prototype of a motorized, off-highway, all-terrain vehicle that is intended exclusively for research and development purposes, unless the vehicle is offered for sale. ([16 CFR § 1420.2](#))

Bassinet: a small bed designed primarily to provide sleeping accommodations for infants, supported by freestanding legs, a stationary frame/stand, a wheeled base, a rocking base, or that can swing relative to a stationary base. While in a rest (non-rocking or swinging) position, a bassinet/ cradle is intended to have a sleep surface less than or equal to 10° from horizontal. See *cradle*. ([ASTM F2194-13](#))

Bean Bag Chair: an article of furniture composed of a fabric, vinyl, leather, or other cover, no internal support mechanism, and a filling of polymeric or natural material beads. Any seams that are not sewn shut are closed with a zipper. ([ASTM F1912-98 \(2009\)](#))

Bedside Sleeper: a rigid-frame assembly that may be combined with a fabric or mesh assembly, or both, used to function as sides, ends, or floor or a combination thereof, and that is intended to provide a sleeping environment for infants and is secured to an adult bed. ([ASTM F2906-13](#))

Bicycle Helmet: any headgear that either is marketed as, or implied through marketing or promotion to be, a device intended to provide protection from head injuries while riding a bicycle. ([16 CFR § 1203.4](#))

Booster Seat: a juvenile chair, which is placed on an adult chair to elevate a child to standard dining table height. The booster seat is made for the purpose of containing a child, up to 5 years of age, and normally for the purposes of feeding or eating. A booster seat may be height-adjustable and include a reclined position. ([ASTM F2640-18](#))

Bunk Bed: a bed in which the underside of any foundation is more than 30 inches (760 mm) from the floor. ([16 CFR § 1513.2](#))

Carriage: a wheeled vehicle generally used for the transport of an infant who is generally in a lying down position. The motive power is supplied by a person or persons pushing or pulling on a handle attached to the vehicle. A carriage may be capable of being folded for storage. ([ASTM F833-19](#))

Changing Product: one of the following: changing table, changing table accessory, add-on changing unit, or contoured changing pad. ([ASTM F2388-18](#))

- **Changing Table:** an elevated, freestanding structure generally designed to support and retain a child with a body weight of up to 30 lb. (13.6 kg) in a horizontal position for the purpose of allowing a caregiver to change the child's diaper.
- **Changing Table Accessory:** an accessory that attaches to a crib or play yard

designed to convert the product into a changing table, typically having a rigid frame with soft fabric or mesh sides and/or a bottom surface.

- **Add-On Changing Unit:** a rigid addition to, or separate product used in conjunction with, an item of furniture that provides barriers to prevent the infant from rolling off the product when a diaper is being changed.
- **Contoured Changing Pad:** a changing pad designed for use on an elevated surface that incorporates barriers to prevent a child from rolling off the changing surface

Children’s Folding Chair: a children’s chair that can be folded for transport or storage. A **Children’s Chair** is a piece of seating furniture with a rigid frame that is intended to be used as a support for the body, limbs, or feet of a child when sitting or resting in an upright or reclining position. ([ASTM F2613-17a](#))

Children’s Folding Stool: a children’s stool that can be folded for transport or storage. A children’s stool is a children’s chair without back or armrests. ([ASTM F2613-17a](#))

Clothing Storage Unit: a furniture item with drawers and/or hinged doors intended for the storage of clothing typical with bedroom furniture. ([ASTM F2057-19](#))

Cradle: a small bed designed primarily to provide sleeping accommodations for infants, supported by freestanding legs, a stationary frame/stand, a wheeled base, a rocking base, or which can swing relative to a stationary base. While in a rest (non-rocking or swinging) position, a bassinet/cradle is intended to have a sleep surface less than or equal to 10° from horizontal. See *bassinet*. ([ASTM F2194-13](#))

Crib (Full-Size): a bed that is designed to provide sleeping accommodations for an infant that is intended for use in the home and is within a range of 28 ± 5/8 inches (71 ± 1.6 centimeters) in width x 52 3/8 ± 5/8 inches (133 ± 1.6 centimeters) in length. ([ASTM F1169-19](#))

Crib (Non-Full-Size): a crib that (1) is intended for use in or around the home, for travel and other purposes; and (2) has an interior length dimension either greater than 55 in. (139.7 cm) or smaller than 49 3/4 in. (126.3 cm), or an interior width dimension greater than 30 5/8 in. (77.7 cm) or smaller than 25 3/8 in. (64.3 cm), or both. ([ASTM F406-19](#))

Expandable Enclosure: a self-supporting barrier intended to completely surround an area or play-space within which a young child may be confined. ([ASTM F1004-19](#))

Expansion Gate: a barrier intended to be erected in an opening, such as a doorway, to prevent the passage of young children, but that can be removed by older persons who are able to operate the locking mechanism. ([ASTM F1004-19](#))

Frame Child Carrier: a product, normally of sewn fabric construction on a tubular metal or other frame, which is designed to carry a child, in an upright position, on the back of the caregiver. ([ASTM F2549-14a](#))

Go Kart: a motorized vehicle with four wheels, excluding vehicles that the operator, and passenger, if any, sit astride, sold commercially as consumer goods, and intended for

private personal recreational use by consumers for off-road use on suitable terrain, as recommended by the manufacturer, at maximum speeds over 12 mph (19.3 km/h), but not exceeding 40 mph (64.4 km/h). ([ASTM F2011-02 \(2010\)](#))

Golf Car: a vehicle used to convey a person or persons and equipment to play the game of golf in an area designated as a golf course. ([ANSI/ILTV Z130.1 \(2012\)](#))

Hair Dryer: an electrical appliance, intended to be held with one hand during use, which creates a flow of air over or through a self-contained heating element for the purpose of drying hair. ([UL 1727](#))

Hand-Held Infant Carrier (Car Seat/Carrier Combination): —a freestanding, rigid-sided product intended to carry an occupant whose torso is completely supported by the product to facilitate transportation by a caregiver by means of hand-holds or handles. ([ASTM F2050-13a](#))

High Chair: a freestanding chair for a child up to 3 years of age that has a seating surface more than 15 in. above the floor and elevates the child normally for the purposes of feeding or eating. ([ASTM F404-18](#))

Hoverboard: a self-balancing scooter; A consumer mobility device with a rechargeable electric drive train that the rider balances on while in motion, and which may be provided with a handle for grasping while riding. ([UL 2272](#))

Infant Bath Seat: an article that is used in a bath tub, sink, or similar bathing enclosure and that provides support, at a minimum, to the front and back of a seated infant during bathing by a caregiver. This does not include products that are designed or intended to retain water for bathing. ([ASTM F1967-19](#))

Infant Bath Tub: a tub, enclosure, or other similar product intended to hold water and be placed into an adult bath tub, sink, or on top of other surfaces to provide support or containment, or both, for an infant in a reclining, sitting, or standing position during bathing by a caregiver. ([ASTM F2670-18](#))

Infant Bouncer Seat: a freestanding product intended to support an occupant in a reclined position to facilitate bouncing by the occupant, with the aid of a caregiver or by other means. Intended occupants are infants who have not developed the ability to sit up unassisted (approximately 0 to 6 months of age). ([ASTM F2167-19](#))

Infant Sleep Products: products that provide sleeping accommodations for infants and are not currently covered by bassinets/cradles, cribs (full-size and non-full size), play yards, and bedside sleepers, as a durable infant or toddler product under section 104(f) of the CPSIA. ([84 FR 60949](#))

Infant Swing: a stationary unit with a frame and powered mechanism that enables an infant to swing in a seated position. An infant swing is intended for use with infants from birth until a child is able to sit up unassisted. ([ASTM F2088-20](#))

Infant Walker: a mobile unit that enables a child to move on a horizontal surface when propelled by the child sitting or standing within the walker, and that is in the manufacturer's

recommended use position. ([ASTM F977-12](#))

Mattress: a resilient material or combination of materials enclosed by a ticking (used alone or in combination with other products) intended or promoted for sleeping upon. This includes mattresses that have undergone renovation. ([16 CFR § 1633.2](#))

Multipurpose Off-Highway Utility Vehicle (MOHUV): a MOHUV has features specifically intended for utility use and has the following characteristics:

- intended to transport a person(s) and/or cargo, with a top speed in excess of 25 mph (40.2 km/h);
- 2030 mm (80 in) or less in overall width;
- designed to travel on four or more wheels, two or four tracks, or combinations of four or more tracks and wheels;
- using a steering wheel for steering control;
- a non-straddle seat;
- a Gross Vehicle Weight Rating of no more than 1814 kg (4000 lb.), and
- a minimum cargo capacity of 159 kg (350 lb.).

([ANSI/OPEI B71.9-2016](#))

Play Yard: a framed enclosure that includes a floor and has mesh or fabric sided panels primarily intended to provide a play or sleeping environment for children. It may fold for storage or travel. ([ASTM F406-19](#))

Portable Bed Rail: a portable railing installed on the side of an adult bed and/or on the mattress surface intended to keep a child from falling out of bed. ([ASTM F2085-12](#))

Portable Hook-On Chair: a legless seat constructed to locate the occupant at a table in such a position and elevation so that the surface of the table can be used as the feeding surface for the occupant and is supported solely by the table on which it is mounted. The ASTM Standard F1235-18 specifies the appropriate ages and weights for children using portable hook-on chairs as between the ages of six months and three years and who weigh no more than 37 lb. (16.8 kg.)" ([ASTM F1235-18](#))

Recreational Off-Highway Vehicle (ROV): a motorized off-highway vehicle designed to travel on four or more tires, intended by the manufacturer for recreational use by one or more persons and having the following characteristics:

- A steering wheel for steering control
- Foot controls for throttle and service brake
- Non-straddle seating
- Maximum speed capability greater than 30 MPH (48 km/h)
- Gross Vehicle Weight Rating (GVWR) no greater than 1700 kg (3750 lbs.)
- Less than 2030 mm (80 in) in overall width, exclusive of accessories

- Engine displacement equal to or less than 1,000cc (61cubic inch) for gasoline fueled engines
- Identification by means of a 17 character PIN or VIN.

[\(ANSI ROHVA 1-2016\)](#)

Refurbish: to repair a product to its original state for resale using new component parts. Refurbished products are normally tested for functionality and defects before they are sold.

Ride-on Lawn Mower: a self-propelled ride-on machine that is generally designed for cutting grass. [\(ANSI B71.1-2003\)](#)

Sling Carrier: a product of fabric or sewn fabric construction, which is designed to contain up to two (2) children in an upright or reclined position while being supported by the caregiver's torso. Sling carriers are normally used from full-term birth to 35 lb. (15.9 kg), unless the manufacturer indicates that a higher weight limit is allowed. [\(ASTM F2907-19\)](#)

Soft Infant and Toddler Carrier: a product, normally of sewn fabric construction, which is designed to contain a full term infant to a toddler, generally in an upright position, in close proximity to the caregiver. In general, the child will weigh between 7 and 45 lb. (3.2 and 22 kg). The soft infant and toddler carrier is normally "worn" by the caregiver with a child positioned in the carrier and the weight of the child and carrier suspended from one or both shoulders of the caregiver. These products may be worn on the front, side, or back of the caregiver's body with the infant either facing towards or away from the caregiver. This consumer safety specification does not include products generally referred to as "slings." [\(ASTM F2236-14\)](#)

Stationary Activity Center: a freestanding product intended to remain stationary that enables a sitting or standing occupant whose torso is completely surrounded by the product to walk, rock, play, spin or bounce, or all of these, within a limited range of motion. [\(ASTM F2012-18 1\)](#)

Stroller: a wheeled vehicle for the transport of infants or children generally in a sitting-up or semi-reclined position. The motive power is supplied by a person moving at a walking rate while pushing on a handle attached to the stroller. A stroller generally is capable of being folded for storage. Strollers normally are used for children from infancy to 36 months of age. [\(ASTM F833-19\)](#)

Toddler Bed: any bed sized to accommodate a full-size crib mattress having minimum dimensions of 515/8 in. (1310 mm) in length and 271/4 in. (690 mm) in width and is intended to provide free access and egress to a child not less than 15 months of age and who weighs no more than 50 pounds (27.7 kg). [\(ASTM F1821-19\)](#)

Toy: a consumer product designed or intended by the manufacturer for a child under 12 years of age for use by the child when the child plays. For more info on toys: www.cpsc.gov/toysafety

Upcycling: the process of using by-products, waste materials, or unwanted products as component parts of a new product.


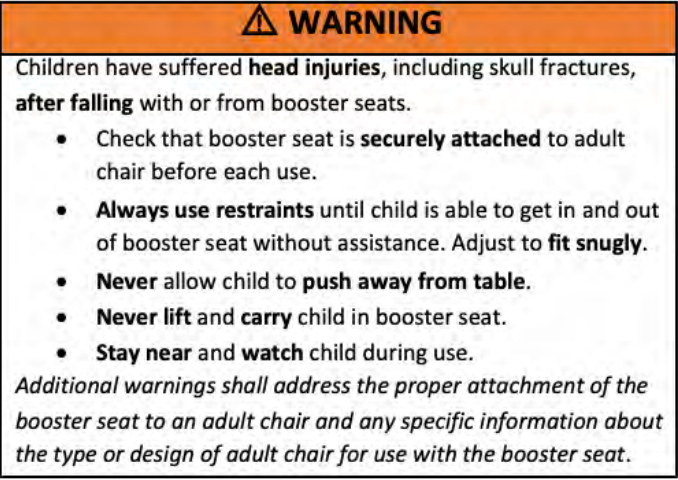

Wearing Apparel: any costume or article of clothing worn or intended to be worn by individuals. Note that items such as scarves, underwear, diapers, and bibs are considered wearing apparel. ([16 CFR § 1609.1](#))



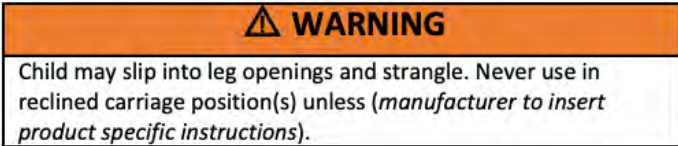
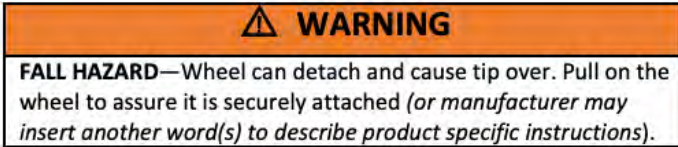


Appendix B: Warning Labels for Durable Infant or Toddler Products

Look for these warning labels before accepting any durable infant or toddler product for sale or donation.


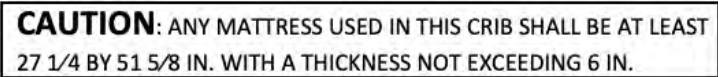
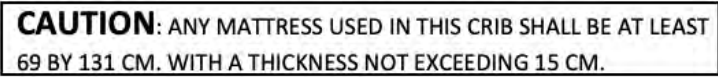
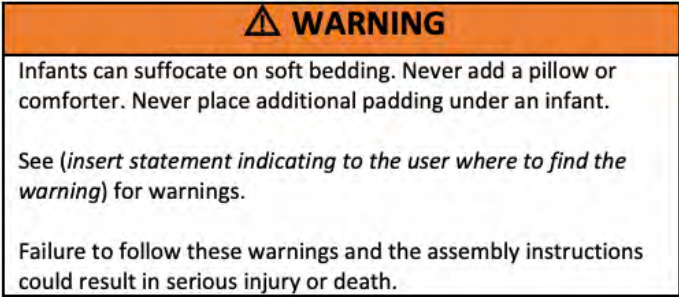
Product Area	Label Image	Proper Location of Label
Bassinets and Cradles	<div style="border: 1px solid black; padding: 10px;"> <p style="text-align: center;">⚠ WARNING</p> <p>Failure to follow these warnings and the instructions could result in serious injury or death.</p> <p>FALL HAZARD—To help prevent falls, do not use this product when the infant begins to push up on hands and knees or has reached [<i>insert manufacturer’s recommended maximum weight</i>], whichever comes first.</p> <p>SUFFOCATION HAZARD—Infants have suffocated:</p> <ul style="list-style-type: none"> • In gaps between extra padding and side of the bassinet/ cradle, and • On soft bedding. <p>Use only the pad provided by manufacturer. NEVER add a pillow, comforter, or another mattress for padding.</p> <p>To reduce the risk of SIDS, pediatricians recommend healthy infants be placed on their backs to sleep, unless otherwise advised by your physician.</p> </div>	Conspicuous
	<p>Any product where the bassinet bed is removable from the base/ stand without the use of tools and that contains a lock/latch mechanism that secures the bassinet bed to the base/stand:</p> <div style="border: 1px solid black; padding: 10px;"> <p style="text-align: center;">⚠ WARNING</p> <p>FALL HAZARD—Always check that the bassinet is securely locked on the base/stand by pulling upwards on the bassinet bed.</p> </div>	Conspicuous
	<div style="border: 1px solid black; padding: 10px;"> <p style="text-align: center;">⚠ WARNING</p> <p>If a sheet is used with the pad, use only the one provided by the bassinet or cradle manufacturer or one specifically designed to fit the dimension of the bassinet or cradle mattress.</p> </div>	Conspicuous or visible when the pad is removed

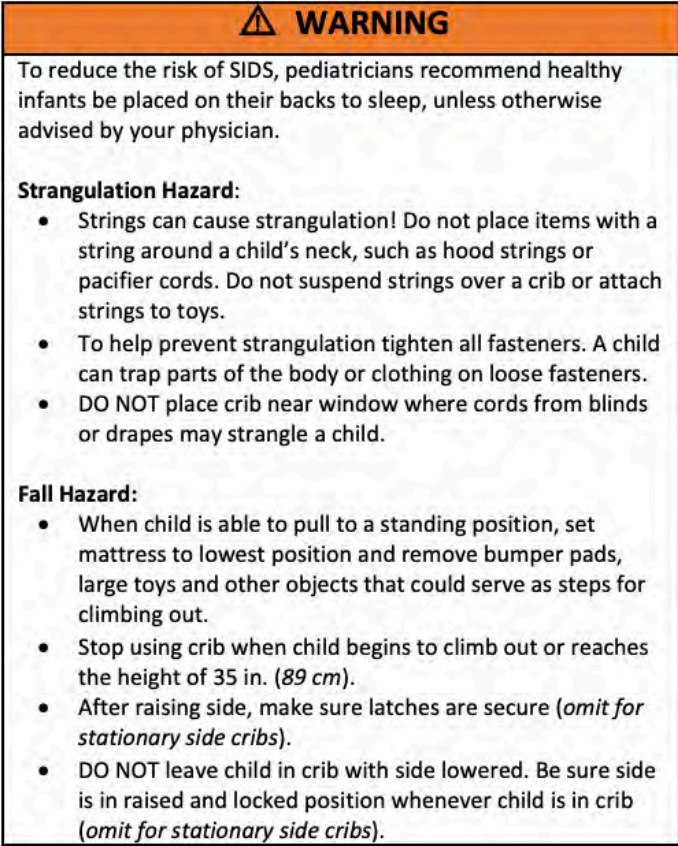



Product Area	Label Image	Proper Location of Label
	<p>Bassinet warnings plus:</p> <div data-bbox="402 317 1203 709" style="border: 1px solid black; padding: 5px;"> <p style="text-align: center;">⚠ WARNING</p> <p>This bedside sleeper is designed for use only with adult beds that are between ___ and ___ inches from floor to top of adult mattress.</p> <p>A bedside sleeper is designed to provide a sleeping area for an infant until he or she begins to push up on hands and knees or approximately 5 months of age. Move your child to another sleeping product when your child reaches this stage.</p> </div>	Retail packaging
Bedside Sleepers	<p>The manufacturer shall provide information on the types of adult beds with which the bedside sleeper CANNOT be used. Graphics shall be used showing an unacceptable bed configuration with the mattress, box springs not in line with the frame (such as some platform beds) and conversely an acceptable bed configuration with the mattress, box springs and frame all in line.</p> <div data-bbox="407 1003 1040 1604" style="border: 1px solid black; padding: 5px;"> <p style="text-align: center;">⚠ WARNING</p> <p>Entrapment Hazard—To prevent death from entrapment, bedside sleeper must be properly secured to adult bed using the attachment system.</p> <ol style="list-style-type: none"> 1. There must be no more than 1/2 in. (13 mm) gap between bedside sleeper and adult bed. 2. Check tightness before each use by pulling bedside sleeper in a direction away from adult bed. 3. If gap exceeds 1/2 in. (13 mm), DO NOT use product. <p>Do not fill the gap with pillows, blankets or other items that are suffocation hazards.</p> <p>Always read and follow assembly instructions for each product use mode (bedside sleeper, bassinet, play yard).</p> <p>Always use ALL required parts for each use mode. Check instruction manual for a list of required parts. Periodically check product for loose, damaged, or missing parts.</p> </div>	On product
	A label shall be located on the product as close to the attachment point as possible and shall address that the attachment system must always be used in bedside sleeper mode (manufacturer shall insert a visual cue graphic here specific to their product).	As close to attachment point as possible
	Clear instructions for proper assembly and use of the attachment system, including graphics, shall be printed on a permanent label attached to the mattress base or on the product base.	On product base

Product Area	Label Image	Proper Location of Label
<p>Bedside Sleepers</p>		<p>On product</p>
<p>Booster Seats</p>		<p>Conspicuous</p>
		<p>Retail packaging</p> <p>Each retail package shall address either in text or as a diagram or both, the following dimensions of an adult chair that the booster seat shall be attached to.</p> <p>Minimum seat width and depth.</p> <p>Minimum backrest height, if the booster seat requires attachment to the backrest of the adult chair.</p> <p>If the booster seat is supported on the top of the backrest, both minimum and maximum backrest height, and minimum backrest width.</p>

Product Area	Label Image	Proper Location of Label
Carriages and Strollers		Conspicuous
	<p>A product manufactured with a restraint system:</p> 	Visible whenever a child is placed in the product.
	<p>Products with reclined carriage position(s):</p>  <p>This warning is not required on units that do not have openings or that automatically reduce the size of all openings.</p>	
	<p>Products with a removable-wheel fork assembly:</p> 	On the front wheel fork—remains visible after complete assembly
	<p>Three wheeled strollers that contain a locking front swivel wheel (such as a jogging stroller), and are intended by the manufacturer to be used for running, jogging, or walking fast:</p> 	Visible as person is pushing the unit.
	<p>The retail product package, if provided, shall state the maximum weight of the intended user.</p>	Retail packaging
	<p>Any product with a tray/grab bar with a removable protective covering:</p> 	On foam bar

Product Area	Label Image	Proper Location of Label
Changing Products	<p>Changing tables:</p> <div data-bbox="396 310 1070 453" style="border: 1px solid black; padding: 5px;"> <p style="text-align: center;">⚠ WARNING</p> <p>FALL HAZARD: Children have suffered serious injuries after falling from changing tables. Falls can happen quickly.</p> <ul style="list-style-type: none"> • STAY in arm’s reach of your child. </div>	Conspicuous
	<p>Changing table accessories and contoured changing pads:</p> <div data-bbox="401 564 1075 919" style="border: 1px solid black; padding: 5px;"> <p style="text-align: center;">⚠ WARNING</p> <p>FALL HAZARD: Children have suffered serious injuries after falling from changing tables. Falls can happen quickly.</p> <ul style="list-style-type: none"> • STAY in arm’s reach of your child. • ALWAYS secure this pad to the support surface by <i>(manufacturer’s instructions for securing the changing product)</i>. See instructions. <p>SUFFOCATION HAZARD: Babies have suffocated while sleeping on changing pads. Changing pad is not designed for safe sleeping.</p> <ul style="list-style-type: none"> • NEVER allow child to sleep on changing pad. </div>	
	<p>Add-on changing units:</p> <div data-bbox="396 1016 1070 1251" style="border: 1px solid black; padding: 5px;"> <p style="text-align: center;">⚠ WARNING</p> <p>FALL HAZARD: Children have suffered serious injuries after falling from changing tables. Falls can happen quickly.</p> <ul style="list-style-type: none"> • STAY in arm’s reach of your child. • ALWAYS secure this pad to the support surface by <i>(manufacturer’s instructions for securing the changing product)</i>. See instructions. </div>	
	<p>Changing products sold separately from a changing table and designed to be attached to furniture:</p> <div data-bbox="396 1373 1049 1663" style="border: 1px solid black; padding: 5px;"> <p style="text-align: center;">⚠ WARNING</p> <ul style="list-style-type: none"> • This product should only be attached to <i>(indicate specific furniture with which the product is compatible)</i> • Support surface must be level, stable, and structurally sound. • Only attach this product to a support surface with the dimensions <i>(insert manufacturer’s minimum surface dimensions)</i> </div>	

Product Area	Label Image	Proper Location of Label
Children's Chairs and Stools		Visible in entirety when product is in manufacturer's recommended use position
Cribs (Full-Size)	 <p>OR</p> 	Inside of a side or end assembly or on top surface of mattress support
Cribs (Full-Size)		Visible in entirety when one short side and one long side of crib are positioned in a corner formed by two vertical walls.

Product Area	Label Image	Proper Location of Label
<p>Cribs (Full-Size)</p>	 <p>⚠ WARNING</p> <p>To reduce the risk of SIDS, pediatricians recommend healthy infants be placed on their backs to sleep, unless otherwise advised by your physician.</p> <p>Strangulation Hazard:</p> <ul style="list-style-type: none"> • Strings can cause strangulation! Do not place items with a string around a child’s neck, such as hood strings or pacifier cords. Do not suspend strings over a crib or attach strings to toys. • To help prevent strangulation tighten all fasteners. A child can trap parts of the body or clothing on loose fasteners. • DO NOT place crib near window where cords from blinds or drapes may strangle a child. <p>Fall Hazard:</p> <ul style="list-style-type: none"> • When child is able to pull to a standing position, set mattress to lowest position and remove bumper pads, large toys and other objects that could serve as steps for climbing out. • Stop using crib when child begins to climb out or reaches the height of 35 in. (89 cm). • After raising side, make sure latches are secure (<i>omit for stationary side cribs</i>). • DO NOT leave child in crib with side lowered. Be sure side is in raised and locked position whenever child is in crib (<i>omit for stationary side cribs</i>). 	<p>Visible in entirety when one short side and one long side of crib are positioned in a corner formed by two vertical walls.</p>
	 <p>⚠ WARNING</p> <p>Check this product for damaged hardware, loose joints, loose bolts or other fasteners, missing parts, or sharp edges before and after assembly and frequently during use. Securely tighten loose bolts and other fasteners. DO NOT use crib if any parts are missing, damaged or broken. Contact (<i>insert manufacturer’s name</i>) for replacement parts and instructional literature if needed. DO NOT substitute parts.</p>	
	 <p>⚠ WARNING</p> <p>If refinishing, use a non-toxic finish specified for children’s products.</p> <p>⚠ WARNING</p> <p>Follow warnings on all products in a crib.</p>	<p>Affixed to either end assembly or mattress support, visible in entirety when crib mattress is removed</p>
	<p>Cribs equipped with teething rails:</p>  <p>⚠ WARNING</p> <p>Replace teething rail if damaged, cracked or loose</p>	

Product Area	Label Image	Proper Location of Label
Crib (Non Full-Size) / Play Yards	<p>Accessories intended to be used with play yard/non-full size crib occupied:</p> <div data-bbox="402 321 1078 531" style="border: 1px solid black; padding: 5px;"> <p style="text-align: center;">⚠ WARNING</p> <p>Strangulation Hazard: Always attach {describe attachment} securely. If {describe attachment} is not secured, child in play yard/non-full size crib can lift or shift {describe attachment} and get neck trapped between {describe attachment} and non-full size crib/play yard frame.</p> </div>	On accessory
	<p>Accessories intended to be removed when play yard/non-full size crib is occupied:</p> <div data-bbox="402 659 1078 779" style="border: 1px solid black; padding: 5px;"> <p style="text-align: center;">⚠ WARNING</p> <p>Statement describing the hazard: Never leave {describe attachment} in place when child is in non-full size crib/play yard.</p> </div>	
	<p>Mesh products that are designed with drop top rails:</p> <div data-bbox="402 875 1078 1022" style="border: 1px solid black; padding: 5px;"> <p style="text-align: center;">⚠ WARNING</p> <p>NEVER LEAVE INFANT IN PRODUCT WITH SIDES DOWN. Infant may roll into space between pad and loose mesh side causing suffocation.</p> </div>	Either inside of top rail on opposite sides of product, or on two opposite saddle covers.
	<p>All products:</p> <div data-bbox="402 1127 1078 1337" style="border: 1px solid black; padding: 5px;"> <p style="text-align: center;">⚠ WARNING</p> <p>Suffocation Warning— Infants can suffocate</p> <ul style="list-style-type: none"> • In gaps between a mattress too small or too thick and product sides • On soft bedding <p>NEVER add a mattress, pillow, comforter, or padding.</p> </div>	Along top rail on opposite sides of product.
<p>All products:</p> <div data-bbox="402 1444 1078 1829" style="border: 1px solid black; padding: 5px;"> <p style="text-align: center;">⚠ WARNING</p> <p>See (insert statement indicating to the user where to find the warning) for warnings.</p> <p>Failure to follow these warnings and the instructions could result in serious injury or death.</p> <p>The product, including side rails, must be fully erected prior to use.</p> <p>(For products with latches to prevent moving a movable side or prevent folding) Make sure latches are secure.</p> </div>	Conspicuous	

Product Area	Label Image	Proper Location of Label
--------------	-------------	--------------------------

All products:

⚠ WARNING

- Strings can cause strangulation! Never place items with a string around a child’s neck such as hood strings or pacifier cords. Never suspend strings over product or attach strings to toys.
- Discontinue use of the product when child is able to climb out or reaches the height of 35 in. (890 mm).
- Child can become entrapped and die when improvised netting or covers are placed on top of product. Never add such items to confine child in product.
- Never place product near a window where cords from blinds or drapes can strangle a child.
- Always provide the supervision necessary for the continued safety of your child. When used for playing, never leave child unattended.
- To reduce the risk of SIDS, pediatricians recommend healthy infants be placed on their back to sleep, unless otherwise advised by your physician.
- Never use this product if there are any loose or missing fasteners, loose joints, broken parts, or torn mesh/ fabric. Check before assembly and periodically during use. Contact (*insert manufacturer name*) for replacement parts. Never substitute parts.

Cribs
(Non Full-Size)
/ Play Yards

All products:

⚠ WARNING

When child is able to pull to standing position, remove bumper pads, large toys, and other objects that could serve as steps for climbing out.

(Or, for products with an adjustable height mattress support, replace with)

When child is able to pull to standing position, set mattress/base to lowest adjustment position and remove bumper pads, large toys, and other objects that could serve as steps for climbing out.

Conspicuous

Products with removable top rails:

⚠ WARNING


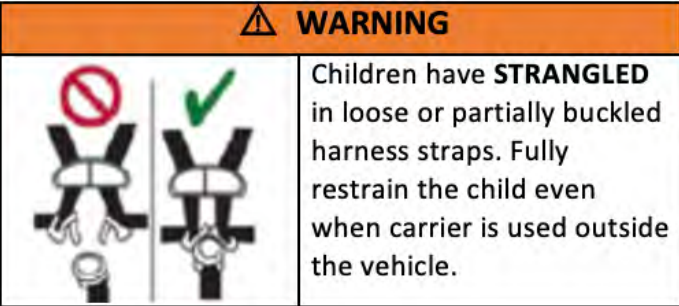


Top support member must be installed prior to use. Failure to install may result in child falling out of product.


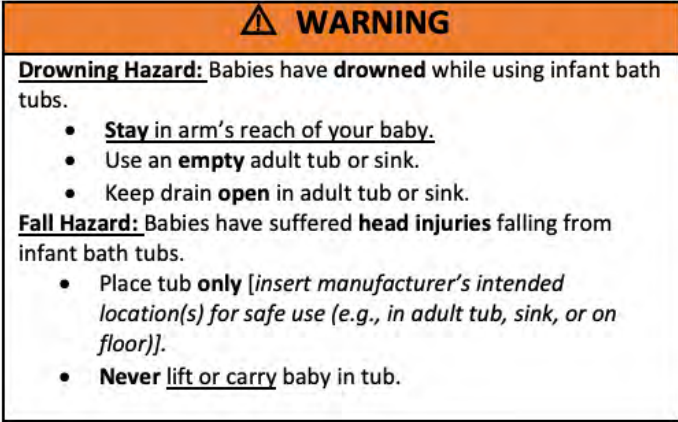
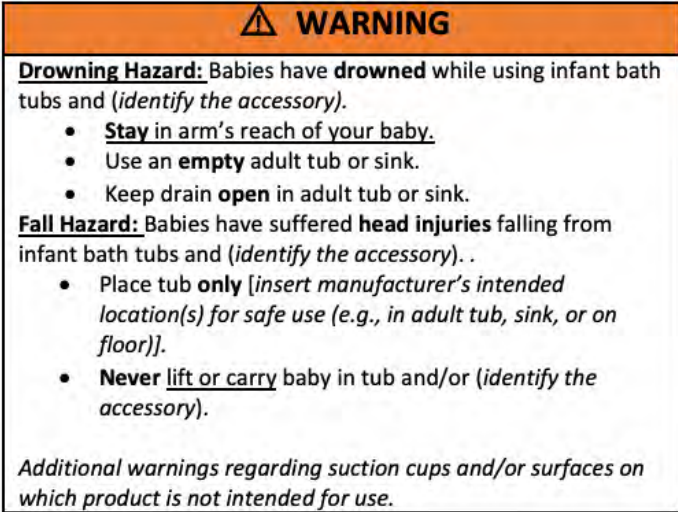
Non full-sized cribs that have a separate mattress that is not permanently fixed in place:

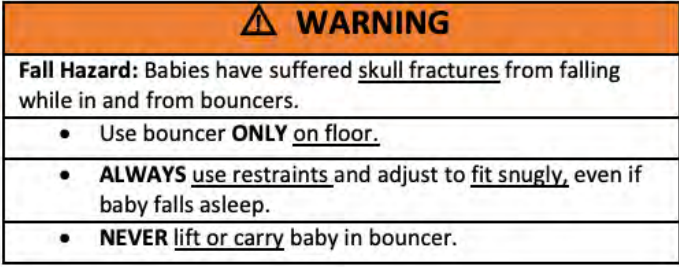
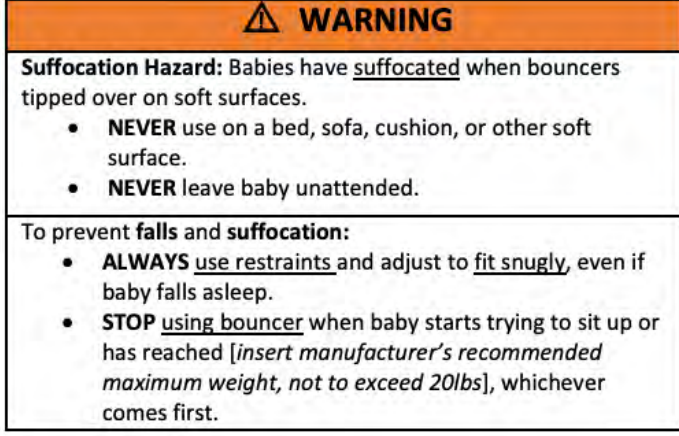
⚠ WARNING


Use ONLY mattress/pad provided by manufacturer (which must be at least ___ in. long by ___ in. wide and not more than ___ in. thick).

Product Area	Label Image	Proper Location of Label
<p>Cribs (Non Full-Size) / Play Yards</p>	<p>Play yards that have a separate mattress that is not permanently fixed in place:</p> <div data-bbox="399 352 1200 464" style="border: 1px solid black; padding: 5px;"> <p style="text-align: center;">⚠ WARNING</p> <p>Use only the mattress/pad provided by the manufacturer.</p> </div>	<p>Conspicuous</p>
	<p>Nonrectangular cribs (The statement in parentheses applies only to rigid sided products):</p> <div data-bbox="399 600 1075 743" style="border: 1px solid black; padding: 5px;"> <p style="text-align: center;">⚠ WARNING</p> <p>Check for proper fit of mattress. Should not be more than ___ in. thick. The maximum gap between the mattress and inside of crib border (or edge) should be no more than 1 in.</p> </div>	
	<p>Products equipped with teething rails:</p> <div data-bbox="399 837 1075 932" style="border: 1px solid black; padding: 5px;"> <p style="text-align: center;">⚠ WARNING</p> <p>Replace teething rail if damaged, cracked or loose</p> </div>	
<p>Gates and Enclosures</p>	<div data-bbox="399 974 1120 1396" style="border: 1px solid black; padding: 5px;"> <p style="text-align: center;">⚠ WARNING</p> <p>Children have died or been seriously injured when [gates/enclosures] are not securely installed.</p> <ul style="list-style-type: none"> • ALWAYS install and use [gates/enclosures] as directed using all required parts. • You MUST install [wall cups] to keep gate in place. Without [wall cups], child can push out and escape. • STOP using when a child can climb over or dislodge the [gate/enclosure]. • Install with this side AWAY from child. • Use only with the [locking/latching] mechanism securely engaged. • NEVER use to keep child away from pool. </div>	<p>On vertical surface on side with the locking mechanism</p>
<p>Frame Child Carriers</p>	<div data-bbox="399 1451 1071 1839" style="border: 1px solid black; padding: 5px;"> <p style="text-align: center;">⚠ WARNING</p> <p style="text-align: center;">FALL OR STRANGULATION HAZARD</p> <ul style="list-style-type: none"> • Avoid serious injury from falling or sliding out. Always use child retention system. • Do not use carrier with a child weighing less than 16 lbs. (or the minimum child weight recommended by the manufacturer, if more) or more than 40 lbs. (or the maximum child weight recommended by the manufacturer, if less). • Do not use carrier if child cannot sit upright unassisted. • Do not place carrier on countertops, tables, or other elevated services. </div>	<p>Conspicuous</p>

Product Area	Label Image	Proper Location of Label
<p>Hand-Held Infant Carriers (Including Car Seat/Carrier Combined)</p>		<p>Conspicuous</p>
	<p>Carriers intended for use as infant restraint devices in motor vehicles:</p> 	<p>Outer surface of cushion, or padding in or adjacent to area where child's head would rest.</p>
	<p>Carriers not intended for use in a motor vehicle:</p> 	<p>Conspicuous</p>
<p>High Chairs</p>		<p>Visible to caregiver while placing occupant into product in each of the manufacturer's recommended use positions</p>

Product Area	Label Image	Proper Location of Label
<p>Infant Bath Seats</p>	 <p>⚠ WARNING</p> <p>NOT A SAFETY DEVICE Babies have DROWNED while using bath seats</p> <ul style="list-style-type: none"> • <u>Stay in arm’s reach of your baby</u> • STOP using when baby begins pulling to a standing position. <p><i>Additional warnings regarding suction cups and/or surfaces on which product is not intended for use.</i></p>	<p>Conspicuous</p>
<p>Infant Bath Tubs</p>	 <p>⚠ WARNING</p> <p>Drowning Hazard: Babies have drowned while using infant bath tubs.</p> <ul style="list-style-type: none"> • <u>Stay in arm’s reach of your baby.</u> • Use an empty adult tub or sink. • Keep drain open in adult tub or sink. <p>Fall Hazard: Babies have suffered head injuries falling from infant bath tubs.</p> <ul style="list-style-type: none"> • Place tub only [<i>insert manufacturer’s intended location(s) for safe use (e.g., in adult tub, sink, or on floor)</i>]. • Never lift or carry baby in tub. 	<p>Conspicuous</p>
<p>Infant Bath Tubs</p>	 <p>⚠ WARNING</p> <p>Drowning Hazard: Babies have drowned while using infant bath tubs and (<i>identify the accessory</i>).</p> <ul style="list-style-type: none"> • <u>Stay in arm’s reach of your baby.</u> • Use an empty adult tub or sink. • Keep drain open in adult tub or sink. <p>Fall Hazard: Babies have suffered head injuries falling from infant bath tubs and (<i>identify the accessory</i>). .</p> <ul style="list-style-type: none"> • Place tub only [<i>insert manufacturer’s intended location(s) for safe use (e.g., in adult tub, sink, or on floor)</i>]. • Never lift or carry baby in tub and/or (<i>identify the accessory</i>). <p><i>Additional warnings regarding suction cups and/or surfaces on which product is not intended for use.</i></p>	<p>Conspicuous</p>

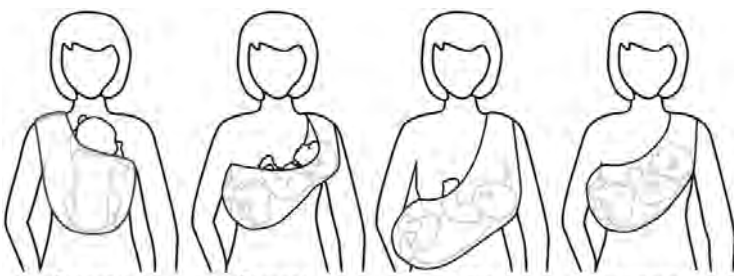
Product Area	Label Image	Proper Location of Label
Infant Bouncer Seats	 <p>⚠ WARNING</p> <p>Fall Hazard: Babies have suffered <u>skull fractures</u> from falling while in and from bouncers.</p> <ul style="list-style-type: none"> • Use bouncer ONLY on floor. • ALWAYS use restraints and adjust to <u>fit snugly</u>, even if baby falls asleep. • NEVER lift or carry baby in bouncer. 	Front surface of the infant bouncer seat back
	 <p>⚠ WARNING</p> <p>Suffocation Hazard: Babies have <u>suffocated</u> when bouncers tipped over on soft surfaces.</p> <ul style="list-style-type: none"> • NEVER use on a bed, sofa, cushion, or other soft surface. • NEVER leave baby unattended. <p>To prevent falls and suffocation:</p> <ul style="list-style-type: none"> • ALWAYS use restraints and adjust to <u>fit snugly</u>, even if baby falls asleep. • STOP using bouncer when baby starts trying to sit up or has reached [<i>insert manufacturer's recommended maximum weight, not to exceed 20lbs</i>], whichever comes first. 	Conspicuous

Product Area	Label Image	Proper Location of Label
Infant Sleep Products	 <p style="text-align: center;">⚠ WARNING</p> <p>FALL HAZARD To prevent falls, stop using product when infant:</p> <ul style="list-style-type: none"> • Begins to roll over, or • Can pull up on sides (approximately 5 months). • ALWAYS use on floor. Never use on any elevated surface. • ALWAYS use restraint system. <p>SUFFOCATION HAZARD Infants have suffocated:</p> <ul style="list-style-type: none"> • On added pillows, blankets, and extra padding. <ul style="list-style-type: none"> ○ Only use the pad provided by the manufacturer. ○ Never place extra padding under or beside infant. • When trapped between product and adjacent surfaces. <ul style="list-style-type: none"> ○ Only use in (<i>manufacturer to insert type of product</i>) when it is securely attached. ○ Never use (<i>manufacturer to insert type of product</i>) in different product. ○ Never use in contained areas (for example: crib, play yard) or next to vertical surfaces (for example: walls, dressers). • When product was placed on a soft surface and tipped over. <ul style="list-style-type: none"> ○ Never use on soft surface (for example: bed, sofa, cushion). <p>Always place child on back to sleep.</p>	Conspicuous

Product Area	Label Image	Proper Location of Label
	<div style="border: 1px solid black; padding: 5px; margin-bottom: 10px;"> <p style="text-align: center;">⚠ WARNING</p> <p>To prevent serious injury or death from infants falling or being strangled in straps:</p> <ul style="list-style-type: none"> • Always secure infant in the restraint system provided. • Never leave infant unattended in swing. • Discontinue use of swing when infant attempts to climb out (approximately 9 months). </div> <p>Travel Swings:</p> <div style="border: 1px solid black; padding: 5px; margin-bottom: 10px;"> <p style="text-align: center;">⚠ WARNING</p> <p>Always place swing on floor. Never use on any elevated surfaces.</p> </div> <p>Products having an adjustable seat recline with a maximum seat back angle greater than 50° from horizontal:</p> <div style="border: 1px solid black; padding: 5px;"> <p style="text-align: center;">⚠ WARNING</p> <p>Keep swing fully reclined until child is at least 4 months old AND can hold up head without help. If seat is too upright, infant's head can drop forward, compress the airway, and result in DEATH.</p> </div>	Conspicuous
Infant Swings	<p>Cradle Swings and/or Combination Swings:</p> <div style="border: 1px solid black; padding: 5px; margin-bottom: 10px;"> <p style="text-align: center;">⚠ WARNING</p> <p>To help prevent falls:</p> <ul style="list-style-type: none"> • Discontinue use of cradle swing when infant can roll over or push up on hands and knees. • Never leave infant unattended in swing. <p>Infants can suffocate:</p> <ul style="list-style-type: none"> • In gaps between a mattress too small or too thick and product sides. • On soft bedding. <p>NEVER add a mattress, pillow, comforter, or bedding. Use ONLY mattress/pad provided by manufacturer.</p> </div> <p>Swings that are powered by a wind-up spring mechanism:</p> <div style="border: 1px solid black; padding: 5px; margin-bottom: 10px;"> <p style="text-align: center;">⚠ WARNING</p> <p>Attempting to open or take apart the mechanism may result in a serious injury.</p> </div> <p>Swings that use more than one battery in one circuit:</p> <div style="border: 1px solid black; padding: 5px;"> <p style="text-align: center;">⚠ WARNING</p> <ul style="list-style-type: none"> • Old and new batteries should not be mixed. • Alkaline, standard carbon-zinc, and rechargeable nickel-cadmium batteries should not be mixed. • Remove batteries before putting swing into storage for a prolonged period of time. </div>	Conspicuous
		In or immediately adjacent to battery compartment

Product Area	Label Image	Proper Location of Label
<p>Infant Walkers</p>	<div style="border: 1px solid black; padding: 5px;"> <p style="text-align: center;">⚠ WARNING</p> <p>Never leave child unattended. Always keep child in view while in walker.</p> <p>Use only on flat surfaces free of objects that could cause the walker to tip over.</p> <p>To avoid burns, keep the child away from hot liquids, ranges, radiators, space heaters, fireplaces, etc.</p> </div>	<p>Visible to consumer when placing child in walker</p>
	<div style="border: 1px solid black; padding: 5px;"> <p style="text-align: center;">⚠ WARNING: STAIR HAZARD</p> <p>Avoid serious injury or death</p> <p>Block stairs/steps securely before using walker (<i>even when using parking brake</i>)</p> </div> <p>The statement “even when using parking brake” applies only to walkers equipped with a parking brake.</p>	
	<p>Walkers equipped with a parking brake:</p> <div style="border: 1px solid black; padding: 5px;"> <p style="text-align: center;">⚠ WARNING</p> <p>Parking brake use does not totally prevent walker movement. Always keep child in view when in the walker, even when using the parking brakes.</p> </div>	<p>Visible to consumer when placing child in walker</p>

Product Area	Label Image	Proper Location of Label	
Portable Bed Rails	<div style="border: 1px solid black; padding: 5px;"> <p style="text-align: center;">⚠ WARNING</p> <p>SUFFOCATION AND STRANGULATION HAZARD</p> <ul style="list-style-type: none"> • Gaps in and around bed rails have entrapped young children and killed infants. • NEVER use with children younger than 2 years old. • Use ONLY with older children who can get in and out of adult bed without help. • NEVER use in place of crib. • NEVER use unless bed rail is tight against mattress, without gaps, and at least 9 in. from headboard and footboard. • Do not fill gaps with pillows, blankets, or other items that can suffocate children. • NEVER use on toddler bed, bunk bed, water bed, or bed with inflatable mattress. • Use ONLY on adult bed. </div>	Conspicuous	
	<p>Manufacturers' specific bed rails:</p> <div style="border: 1px solid black; padding: 5px;"> <p style="text-align: center;">⚠ WARNING</p> <p>Use only on <i>(manufacturer insert applicable bed and mattress/platform information)</i>.</p> </div>		
	<div style="border: 1px solid black; padding: 5px;"> <p style="text-align: center;">⚠ WARNING— ENTRAPMENT HAZARD</p> <p>NEVER use bedrail without properly securing bed rail to bed. Incorrect installation can allow bedrail to move away from mattress, which can lead to entrapment and death.</p> </div>		On at least one installation component

Product Area	Label Image	Proper Location of Label
<p>Portable Hook-On Chairs</p>	<div style="border: 1px solid black; padding: 10px;"> <p style="text-align: center;">⚠ WARNING</p> <p>Failure to follow all warnings and instructions could result in injury or death.</p> <p>Fall Hazard: To prevent falls:</p> <ul style="list-style-type: none"> • ALWAYS use restraints. Adjust to fit snugly. • Keep child in view. • To prevent tipover, check stability of table before and after seating child. • NEVER use with: <ul style="list-style-type: none"> ○ Glass table top ○ Loose table top ○ Table leaf ○ Single pedestal table ○ Table cloths or placemats ○ Card table • Child can use nearby structures to push off table. NEVER use hook-on chair <ul style="list-style-type: none"> ○ With ordinary chair underneath ○ In reach of table legs ○ Near island below counter tops <p>Use only for:</p> <ul style="list-style-type: none"> • Child who can sit upright without help • Child up to 37 lbs. (16.8kg) • Tables ___ to ___ in. thick (___ mm to ___ mm). <i>(Manufacturer must insert recommended thickness).</i> </div>	<p>Conspicuous</p>
<p>Sling Carriers</p>	<div style="text-align: center;">  <div style="display: flex; justify-content: space-around; margin-top: 10px;"> <div style="text-align: center;"> <p>Correct Upright (optimal) Chin up; face visible Nose and mouth free</p> </div> <div style="text-align: center;"> <p>Correct Reclined Chin up; face visible Nose and mouth free</p> </div> <div style="text-align: center;"> <p>Incorrect Baby's face covered and pressed tight against wearer</p> </div> <div style="text-align: center;"> <p>Incorrect Baby is hunched with chin touching chest; face covered</p> </div> </div> </div>	<p>Conspicuous</p>

Product Area	Label Image	Proper Location of Label
Sling Carriers	<div style="border: 1px solid black; padding: 5px;"> <p style="text-align: center;">⚠ WARNING</p> <p>Failure to follow the manufacturer’s instructions can result in death or serious injury. Only use this carrier with children weighing between [manufacturer’s minimum recommended weight] and [manufacturer’s maximum recommended weight] pounds. SUFFOCATION HAZARD— Babies younger than 4 months can suffocate in this product if face is pressed tightly against your body. Babies at greatest risk of suffocation include those born prematurely and those with respiratory problems.</p> <ul style="list-style-type: none"> • Check often to make sure baby’s face is uncovered, clearly visible, and away from caregiver’s body at all times. • Make sure baby does not curl into a position with the chin resting on or near baby’s chest. This position can interfere with breathing, even when nothing is covering the nose or mouth. • If you nurse your baby in carrier, always reposition after feeding so baby’s face is not pressed against your body. • Never use this carrier with babies smaller than 8 pounds without seeking the advice of a healthcare professional. <p>FALL HAZARD – Leaning, bending over, or tripping can cause baby to fall. Keep one hand on baby while moving.</p> </div>	Conspicuous
Soft Infant and Toddler Carriers	<div style="border: 1px solid black; padding: 5px;"> <p style="text-align: center;">⚠ WARNING</p> <p style="text-align: center;">FALL AND SUFFOCATION HAZARD</p> <p>FALL HAZARD— Infants can fall through a wide leg opening or out of carrier.</p> <ul style="list-style-type: none"> • Adjust leg openings to fit baby’s legs snugly. • Before each use, make sure all [fasteners/knots] are secure. • Take special care when leaning or walking. • Never bend at waist; bend at knees. • Only use this carrier for children between ___ lb and ___ lb <p>SUFFOCATION HAZARD— Infants under 4 months can suffocate in this product if face is pressed tight against your body.</p> <ul style="list-style-type: none"> • Do not strap baby too tight against your body. • Allow room for head movement. • Keep infant’s face free from obstructions at all times. </div>	Visible to caregiver when occupant is placed in carrier, or when caregiver places product on his or her body
Stationary Activity Centers	<div style="border: 1px solid black; padding: 5px;"> <p style="text-align: center;">⚠ WARNING</p> <p>FALL HAZARD Babies can FALL from product resulting in head injuries.</p> <ul style="list-style-type: none"> • NEVER leave child unattended. ALWAYS keep child in view while in product (or product description). • NEVER use near stairs. • To avoid tipover, place product on flat, level surface. <p>STRANGULATION HAZARD Strings can cause STRANGULATION.</p> <ul style="list-style-type: none"> • DO NOT place items with a string around child’s neck, such as hood strings or pacifier cords. • DO NOT suspend strings over product or attach strings to toys. </div>	Conspicuous

Product Area	Label Image	Proper Location of Label
Toddler Beds	<p>⚠ CAUTION: ENTRAPMENT HAZARD To avoid dangerous gaps, any mattress used in this bed shall be a full-sized crib mattress at least 51 ⁵/₈ in. (1310 mm) in length, 27 ¹/₄ in. (690 mm) in width, and a max thickness of ___ in. (___ mm).</p>	On primary display panel of retail package containing the bed
	<p>The minimum age and maximum weight of the intended user shall be addressed. The minimum age shall not be less than 15 months, the maximum weight shall not be greater than 50 lb. (22.7 kg).</p>	
	<p>⚠ WARNING: INFANTS HAVE DIED IN TODDLER BEDS FROM ENTRAPMENT. Openings in and between bed parts can entrap head and neck of a small child. NEVER use bed with child younger than 15 months. ALWAYS follow assembly instructions.</p> <hr/> <p>⚠ WARNING: STRANGULATION HAZARD NEVER place bed near windows where cords from blinds or drapes may strangle a child. NEVER suspend strings over bed. NEVER place items with a string, cord, or ribbon, such as hood strings or pacifier cords, around a child's neck. These items may catch on bed parts.</p> <hr/> <p>⚠ CAUTION: ENTRAPMENT HAZARD To avoid dangerous gaps, any mattress used in this bed shall be a full-sized crib mattress at least 51 ⁵/₈ in. (1310 mm) in length, 27 ¹/₄ in. (690 mm) in width, and a max thickness of ___ in. (___ mm).</p>	Visible in its entirety when the mattress is removed

